

# WELCOME

## 1994

*State CIF*

*Track & Field*

*Championship Finals*



**Cerritos College**  
**June 4, 1994**  
**Field Events**  
**3:00 p.m.**  
**Running Events**  
**4:00 p.m.**

**\$2.00**

94 Finalists

# 400 METER RELAY, GIRLS

Records - NATIONAL : 45.11  
STATE MEET : 45.13

HAWTHORNE, CA  
BERKELEY

1985  
1981

ENTRANT #	NAME	GR	AFFILIATION	PREV. MARK	POSITION	PLACE	MARK
292	MORNINGSIDE		Morningside	SS 48.31	1		
455	VALLEJO		Vallejo	SJ 48.11	2		
37	BISHOP O'DOWD		Bishop O'Dowd	NC 47.18	3		
303	MORSE		Morse	SD 46.98	4		
501	WILSON-LONG BEACH		Wilson (Long Beach)	SS 46.15	5		
403	SKYLINE		Skyline	OK 46.28	6	2	
418	ST. BERNARD		St Bernard	SS 47.05	7		
119	EDISON		Edison	CE 47.79	8		
334	POMONA		Pomona	SS 48.19	9		

# 400 METER RELAY, BOYS

Records - NATIONAL : 39.9  
STATE MEET : 40.24

AUSTIN JASPER HS, TEXAS  
HAWTHORNE

1991  
1989

ENTRANT #	NAME	GR	AFFILIATION	PREV. MARK	POSITION	PLACE	MARK
514	WASHINGTON		Washington	LA 41.64	1		
432	SAN DIEGO		San Diego	SD 41.60	2		
116	DORSEY		Dorsey	LA 41.54	3		
501	VALLEJO		Vallejo	SJ 41.28	4		
130	EL CAMINO		El Camino	SD 41.00	5	1	41.16
320	MORNINGSIDE		Morningside	SS 41.17	6	3	
340	MUIR		Muir	SS 41.33	7	2	
453	SKYLINE		Skyline	OK 41.56	8		
490	UNIVERSITY CITY		University City	SD 41.63	9		

# 1600 METERS, GIRLS

Records - NATIONAL : 4:39.4  
STATE MEET : 4:39.92

LAURA MATSON, Bloomfield MI (Andover)  
POLLY PLUMER, Irvine, CA (University)

1985  
1982

ENTRANT #	NAME	GR	AFFILIATION	PREV. MARK	POSITION	PLACE	MARK
115	JOANNA CERRI	12	Downey	SJ 5:00.96	1		
388	TINA BOWEN	10	San Ramon	NC 4:59.63	2		
280	LORI RIEDY	11	Mission San Jose	NC 4:59.03	3		
389	MARY COBB	11	Santa Barbara	SS 4:58.83	4		
279	ELISSA RIEDY	11	Mission San Jose	NC 4:57.33	5		
351	CHRISTINE STAVOLONE	12	Presentation	CC 4:58.03	6		
40	CLAIRE BECKER	11	Bonita Vista	SD 4:58.84	7		
145	COURTNEY PUGHIRE	11	Esperanza	SS 4:59.59	8		
146	CARRIE CAULKINS	11	Esperanza	SS 5:00.21	9		

# 1600 METERS, BOYS

Records - NATIONAL : 3:58.30  
STATE MEET : 4:05.4

JIM RYUN, Wichita, Ka East  
MARK SCHILLING, Garden Grove

1965  
1972

ENTRANT #	NAME	GR	AFFILIATION	PREV. MARK	POSITION	PLACE	MARK
237	MICHEIL JONES	10	Livermore	NC 4:16.90	1		
178	BRETT STRAHAN	11	Hart	SS 4:16.63	2		
430	MEBRATHOM KEFLEZIGHI	12	San Diego	SD 4:16.20	3		
8	ERIC DUNN	12	Arroyo Grande	SS 4:15.49	4		
460	MARK HAUSER	12	St Augustine	SD 4:12.72	5		
204	MICHAEL STEMBER	10	Jesuit	SJ 4:13.69	6		
6	CHRIS MAIER	12	Amador Valley	NC 4:15.88	7		
18	RICARDO ETHERIDGE	11	Barstow	SS 4:16.61	8		
346	MICHAEL BLAIR	11	Napa	SJ 4:16.80	9		



# 100 METERS, GIRLS

Records - NATIONAL : 11.14

MARION JONES, Thousand Oaks

1992

STATE MEET : 11.14

MARION JONES, Thousand Oaks

1992

ENTRANT #	NAME	GR	AFFILIATION	PREV. MARK	POSITION	PLACE	MARK
300	KUNESHA MILLER	11	Morse	SD 12.17	1		
55	HADINAH ALI	11	Canyon Springs	SS 12.04	2		
148	JAIIME SIMS	12	Etiwanda	SS 11.92	3		
239	ANDREA ANDERSON	11	Long Beach Poly	SS 11.77	4		
308	HEATHER SUMPTER	11	Muir	SS 11.58	5		
238	AMINAH HADDAD	11	Long Beach Poly	SS 11.63	6		
31	BISA GRANT	12	Bishop O'Dowd	NC 11.87	7		
212	KELLI WHITE	11	James Logan	NC 11.97	8		
462	ZHAUNTEL HOLMAN	9	Valley	SJ 12.11	9		

# 100 METERS, BOYS

Records - NATIONAL : 9.9

HENRY NEAL, Greenville, TX

1990

STATE MEET : 10.30

RILEY WASHINGTON, Southwest

1992

ENTRANT #	NAME	GR	AFFILIATION	PREV. MARK	POSITION	PLACE	MARK
127	BRYANT EUBANKS	11	El Camino	SD 10.75	1		
317	RAY BUTLER	11	Morningside	SS 10.74	2		
163	WILLIE JONES	12	Franklin	SJ 10.72	3		
496	ALI EVANS	12	Vallejo	SJ 10.53	4		
59	BRYAN HOWARD	11	Canyon Springs	SS 10.32	5		
405	PAT JOHNSON	12	Redlands	SS 10.39	6		
521	MARQUES HOLIWELL	11	West Bakersfield	CE 10.60	7		
111	LEON SETTLE	12	Dorsey	LA 10.73	8		
520	MARVIN LOVE	12	Washington	NC 10.75	9		

# 800 METERS, GIRLS

Records - NATIONAL : 2:04.5

JOETTA CLARK, Maplewood, NJ (Columbia)

1980

STATE MEET : 2:04.91

TRENA HULL, Compton

1984

ENTRANT #	NAME	GR	AFFILIATION	PREV. MARK	POSITION	PLACE	MARK
241	SHERRON RHETTA	10	Long Beach Poly	SS 2:14.95	1		
281	ANGIE MILNER	9	Modesto	SJ 2:14.55	2		
127	JULIE KOUDELKA	12	Edison	SS 2:13.85	3		
3	ASHLEY MONAHAN	12	Amador Valley	NC 2:13.28	4		
81	KRISTIE JOHNSTON	11	Central	CE 2:11.06	5		
225	TIFFANY BOYKIN	11	Laguna Hills	SS 2:12.90	6		
64	TIFFANY ROBERTS	11	Carondelet	NC 2:13.35	7		
102	TANYA ANDREWS	11	Del Campo	SJ 2:13.89	8		
33	CANDACE MILES-THREAT	10	Bishop O'Dowd	NC 2:14.90	9		

# 800 METERS, BOYS

Records - NATIONAL : 1:47.31

PETE RICHARDSON, Berkeley

1981

STATE MEET : 1:47.31

PETE RICHARDSON, Berkeley

1981

ENTRANT #	NAME	GR	AFFILIATION	PREV. MARK	POSITION	PLACE	MARK
418	BRIAN PETERSON	12	Rowland	SS 1:54.39	1		
193	AARON RICHBERG	11	James Logan	NC 1:53.95	2		
58	MIKE WENZ	12	Canyon (Canyon Country)	SS 1:53.22	3		
139	JESSIE CAMP	12	El Capitan	SD 1:52.74	4		
20	MICHAEL GRANVILLE	10	Bell Gardens	SS 1:51.47	5		
73	VONDRE ARMOUR	12	Central	CE 1:51.52	6		
545	MATT TESON	12	Ayala	SS 1:53.10	7		
539	JORGE SANTOSCOY	12	Woodland	SJ 1:53.55	8		
337	OBEA MOORE	9	Muir	SS 1:54.01	9		
441	MATT SILVA	12	San Pasqual	SD 1:54.39	10		

### 300 METER HURDLES, GIRLS

Records - NATIONAL : 40.18  
STATE MEET : 40.26

LESLIE MAXIE, Millbrae, CA (Wills)  
JANEENE VICKERS, (Pomona)

1984  
1987

ENTRANT #	NAME	GR	AFFILIATION	PREV. MARK	POSITION	PLACE	MARK
214	SUNSHINE PETERSON	12	James Logan	NC 44.65	1		
42	STACY HEBERT	10	Buena	SS 44.56	2		
500	FELICIA PULLEY	11	Wilson (Long Beach)	SS 44.35	3		
474	KEISHA GRIFFIS	11	Washington	LA 44.10	4		
397	ANGELA HARRIS	12	Skyline	OK 42.47	5		
314	JOANNA HAYES	11	North (Riverside)	SS 43.11	6		
275	FELICIA JOHNSON	12	Merced	SJ 44.28	7		
1	CATHY PRATER	12	Agoura	SS 44.47	8		
309	KELLY MOTEN	11	Muir	SS 44.57	9		

### 300 METER HURDLES, BOYS

Records - NATIONAL : 35.32  
STATE MEET : 35.50

GEORGE PORTER, Lompoc, CA (Cabrillo)  
GEORGE PORTER, Lompoc, CA (Cabrillo)

1985  
1985

ENTRANT #	NAME	GR	AFFILIATION	PREV. MARK	POSITION	PLACE	MARK
128	STEVE FORTE	11	El Camino	SD 38.66	1		
400	BRIAN FELL	11	Rancho Bernardo	SD 38.35	2		
179	JASON MEDEARIS	12	Hart	SS 38.26	3		
350	DELEWIS JOHNSON	12	Nogales	SS 38.09	4		
338	KEN HASLIP	12	Muir	SS 37.16	5		
176	JASON BROWNLEE	12	Hamilton	LA 37.70	6		
23	COKE EDMOND	12	Bellarmino	CC 38.12	7		
339	DESEAN HOLMES	12	Muir	SS 38.27	8		
425	MEL LETE	12	Saddleback	SS 38.54	9		

### 200 METERS, GIRLS

Records - NATIONAL : 22.67  
STATE MEET : 22.71

MARION JONES, Thousand Oaks  
MARION JONES, Thousand Oaks

1992  
1992

ENTRANT #	NAME	GR	AFFILIATION	PREV. MARK	POSITION	PLACE	MARK
508	SHAVONNE JENNINGS	10	Woodside	CC 25.09	1		
333	TORI EDWARDS	11	Pomona	SS 24.68	2		
212	KELLI WHITE	11	James Logan	NC 24.43	3		
331	LATASHA GILLIAM	12	Pittsburg	NC 23.92	4		
238	AMINAH HADDAD	11	Long Beach Poly	SS 23.72	5		
499	KEISHA BACKUS	11	Wilson (Long Beach)	SS 23.79	6		
308	HEATHER SUMPTER	11	Muir	SS 24.01	7		
239	ANDREA ANDERSON	11	Long Beach Poly	SS 24.58	8		
198	VERONICA WOODS	12	Independence	CC 24.99	9		

### 200 METERS, BOYS

Records - NATIONAL : 20.0  
STATE MEET : 20.77

ROY MARTIN, Dallas, TX (Roosevelt)  
HENRY THOMAS, Hawthorne

1985  
1984

ENTRANT #	NAME	GR	AFFILIATION	PREV. MARK	POSITION	PLACE	MARK
488	VINCE WILLIAMS	10	University City	SD 21.70	1		
447	SHAWN WILLIAMS	11	Silver Creek	CC 21.65	2		
125	DEMOND BIRKS	12	Eisenhower	SS 21.53	3		
111	LEON SETTLE	12	Dorsey	LA 21.37	4		
59	BRYAN HOWARD	11	Canyon Springs	SS 20.94	5		
405	PAT JOHNSON	12	Redlands	SS 21.03	6		
496	ALI EVANS	12	Vailejo	SJ 21.41	7		
163	WILLIE JONES	12	Franklin	SJ 21.62	8		
512	JIM McELROY	12	Washington	LA 21.68	9		

# 3200 METERS, GIRLS

Records - NATIONAL : 10:03.7

ERIN KROGH, Langley, VA

(McLean)

1987

STATE MEET : 10:08.14

CORY SCHUBERT, San Jose

(Del Mar)

1983

ENTRANT #	NAME	GR	AFFILIATION	PREV. MARK	POSITION	PLACE	MARK
65	KRISTEN GORDON	9	Carondelet	NC 11:00.10	1		
54	KIM NELSON	12	Canyon (Anaheim)	SS 10:54.15	2		
103	SARAH DICKERMAN	12	Del Campo	SJ 10:53.84	3		
372	AMY HAASE	10	San Dieguito	SD 10:51.41	4		
518	JULIA STAMPS	9	Rincon Valley Jr Hi	NC 10:28.49	5		
43	CARRIE GARRITSON	12	Buena Park	SS 10:45.52	6		
439	KIM MORTENSEN	10	Thousand Oaks	SS 10:53.65	7		
434	ANNIE EBINER	10	St Lucy's	SS 10:53.91	8		
323	GABRIELA RODRIGUEZ	12	Oxnard	SS 10:54.36	9		
436	TRACY COHN	9	Stockdale	CE 11:07.00	10		
406	SARA JAKEL	12	Sonoma Valley	NC 11:09.35	11		
18	NICOLE SILVA	11	Aptos	CC 11:09.59	12		
227	EMILY ALLISON	10	Leland	CC 11:11.68	13		
343	JESSICA POUND	12	Poway	SD 11:11.81	14		
465	JAMIE WHITMORE	12	Valley	SJ 11:12.64	15		
98	EMILI LAWSON	9	Clovis West	CE 11:13.26	16		
433	LAURA SANDAVOL	10	St Ignatius	CC 11:13.64	17		
279	ELISSA RIEDY	11	Mission San Jose	NC 11:13.93	18		
270	SHERRIE DONOVAN	12	Madera	CE 11:17.49	19		
506	MAGI MARTINEZ	12	Wood	SJ 11:19.04	20		
226	SALLY PYLE	12	Lassen	NO 11:36.55	21		
174	GENEVIEVE DEBOSE	12	Hamilton	LA 11:39.29	22		
453	DANICA BUCLEY	11	Valhalla	SD 11:40.97	23		
205	KIRSTIN CABO	12	JF Kennedy	LA 11:50.89	24		
229	GISELA COLUNGA	12	Lincoln	LA 11:59.74	25		
258	OASII LUCERO	10	Lowell	SF 12:12.14	26		
400	ANNE-MARIE FRANCO	10	Skyline	OK 12:21.30	27		

# 3200 METERS, BOYS

Records - NATIONAL : 8:41.5

STEVE PREFONTAINE, Coos Bay OR

(Marshfield),

1969

STATE MEET : 8:44.9

ERIC HULST, Laguna Beach

1976

ENTRANT #	NAME	GR	AFFILIATION	PREV. MARK	POSITION	PLACE	MARK
141	MATT CREASON	12	Eureka	NC 9:15.22	1		
546	JEFF McLARTY	11	Ayala	SS 9:13.05	2		
55	ELEAZAR HERNANDEZ	11	Camarillo	SS 9:11.26	3		
363	ANTONIO ARCE	11	Palmdale	SS 9:09.21	4		
430	HEBRATHOM KEFLEZIGHI	12	San Diego	SD 9:03.27	5		
358	JAMIE MARTINEZ	12	Orange	SS 9:06.08	6		
424	RONDIE GIBBS	12	Rubidoux	SS 9:09.22	7		
102	KONRAD KNUITSEN	12	Del Campo	SJ 9:13.04	8		
238	STEVE IMMEL	12	Livermore	NC 9:13.74	9		
103	REY SANCHEZ	11	Delano	CE 9:16.24	10		
259	JASON BALKMAN	11	Lynbrook	CC 9:16.94	11		
448	ENRIQUE TORRES	10	Silver Creek	CC 9:17.91	12		
205	MATT FARLEY	12	Jesuit	SJ 9:18.24	13		
22	TOM BECKER	11	Bellarmine	CC 9:20.86	14		
263	ERIC KROPP	12	Madera	CE 9:22.89	15		
431	JOSE MELGAR	12	San Diego	SD 9:22.97	16		
309	DEVIN ELIZONDO	12	Mission Bay	SD 9:25.42	17		

(Boys 3200m continued on next page)

BOYS 3200m (continued)

373	STEVE BROWN	12 Piedmont	NC 9:26.80	18			
206	NED PRESNALL	12 Jesuit	SJ 9:27.94	19			
459	HUMBERTO SANCHEZ	12 South Gate	LA 9:35.35	20			
416	MIGUEL RAMIREZ	12 Roosevelt	LA 9:35.47	21			
440	KEITH KENNEDY	11 San Leandro	NC 9:36.95	22			
543	AARON GILLEN	10 Yreka	NO 9:39.80	23			
310	JOSE PADILLA	12 Monroe	LA 9:42.18	24			
275	GALVIN GONZALEZ	11 Mc Farland	CE 9:43.46	25			
277	BOLOTA ASHEROM	10 McAteer	SF 10:08.44	26			
452	SENAI KIDANE	11 Skyline	OK 10:19.60	27			

1600 METER RELAY, GIRLS

Records - NATIONAL : 3:37.69

PASADENA, CA

EVENT # 10  
(Muir)

1985

STATE MEET : 3:37.71

KENNEDY, (Granada Hills)

1981

ENTRANT #	NAME	GR	AFFILIATION	PREV. MARK	POSITION	PLACE	MARK
4	AMADOR		Amador Valley	NC 3:53.81	1		
292	MORNINGSIDE		Morningside	SS 3:51.89	2		
220	JAMES LOGAN		James Logan	NC 3:49.97	3		
403	SKYLINE		Skyline	OK 3:48.80	4		
242	POLY-LONG BEACH		Long Beach Poly	SS 3:46.80	5		
418	ST. BERNARD		St Bernard	SS 3:47.96	6		
37	BISHOP O'DOWD		Bishop O'Dowd	NC 3:49.97	7		
469	VALLEY		Valley	SJ 3:51.37	8		
57	CANYON SPRINGS		Canyon Springs	SS 3:52.33	9		

1600 METER RELAY, BOYS

Records - NATIONAL : 3:07.40

HAWTHORNE, CA

1985

STATE MEET : 3:08.94

BERKELEY

1981

ENTRANT #	NAME	GR	AFFILIATION	PREV. MARK	POSITION	PLACE	MARK
506	VALLEY		Valley	SJ 3:16.85	1		
143	FAIRFAX		Fairfax	LA 3:16.23	2		
154	FOOTHILL		Foothill	SS 3:15.79	3		
116	DORSEY		Dorsey	LA 3:14.98	4		
340	MUIR		Muir	SS 3:13.49	5		
320	MORNINGSIDE		Morningside	SS 3:14.55	6		
366	HENRY		Patrick Henry	SD 3:15.30	7		
33	BERKELEY		Berkeley	NC 3:15.95	8		
501	VALLEJO		Vallejo	SJ 3:16.74	9		

**HIGH JUMP, BOYS**

Records - NATIONAL : 7-05.25 DOTHIEL EDWARDS, Athens, GA (Cedar Shoals) 1984  
 STATE MEET : 7-03.25 LEE BALKIN, Glendale 1979

ENTRANT #	NAME	GR	AFFILIATION	PREV. MARK	POSITION	PLACE	MARK
375	PAT LEONARD	11	Piner	NC 6-08.0	1		
151	GARY SCHULER	12	Folsom	SJ 6-08.0	2		
499	JERROD JOHNS	11	Vallejo	SJ 6-08.0	3		
374	JEFF BOND	12	Piedmont	NC 6-08.0	4		
88	JON ROBY	11	Corcoran	CE 6-08.0	5		
336	ERIK NYBERG	12	Mt Whitney	CE 6-09.0	6		
126	ART LLOYD	12	Eisenhower	SS 6-09.0	7		
56	JEREMY FISCHER	12	Camarillo	SS 6-09.0	8		
74	RICH PITCHFORD	12	Charter Oak	SS 6-09.0	9		

**POLE VAULT, BOYS**

Records - NATIONAL : 17-09.5 JOE DIAL, Marlow, OKLA 1981  
 STATE MEET : 17-00.5 ANTHONY CURRAN, (Crespi) 1978

ENTRANT #	NAME	GR	AFFILIATION	PREV. MARK	POSITION	PLACE	MARK
91	JEFF TRUMAN	12	Covina	SS 15-00.0	1		
78	BEVAN HART	11	Christian Brothers	SJ 15-00.0	2		
486	MIKE BROWN	11	Torrey Pines	SD 15-00.0	3		
182	ROBBIE WEIGHALL	12	Highland	CE 15-00.0	4		
371	RENE LORAINÉ	11	Petaluma	NC 15-00.0	5		
53	ESA SALLINEN	12	Burroughs (Burbank)	SS 15-04.0	6		
398	BEN STARK	12	Porterville	CE 15-04.0	7		
219	SCOTT SLOVER	12	Leland	CC 15-04.0	8		
471	BORYA ORLOFF	12	St John Bosco	SS 15-04.0	9		

**LONG JUMP, BOYS**

Records - NATIONAL : 26-04.75 JAMES STALLWORTH, Tulare, CA 1989  
 STATE MEET : 26-04.75 JAMES STALLWORTH, Tulare 1989

ENTRANT #	NAME	GR	AFFILIATION	PREV. MARK	POSITION	PLACE	MARK
372	FRED JACKSON	11	Piedmont	CC 22-06.0	1		
86	TJ ATKINS	12	Clovis West	CE 22-07.0	2		
65	RONALD POWELL	12	Carmel	CC 22-07.0	3		
90	JASON BOYCE	12	Corona del Mar	SS 22-07.5	4		
126	ART LLOYD	12	Eisenhower	SS 22-09.5	5		
352	CHRIS FERREIRA	11	Oak Ridge	SJ 22-09.75	6		
399	JAMAL CHASE	12	Quartz Hill	SS 22-11.0	7		
168	DANNY HAAG	12	Granada Hills	LA 22-11.75	8		
209	TYREE WASHINGTON	11	La Sierra	SS 23-02.0	9		

**TRIPLE JUMP, BOYS**

Records - NATIONAL : 52-10.5 CHARLES MAYFIELD, PasadenaCA (Wuir) 1980  
 STATE MEET : 52-04.75 KEN FRAZIER (Mission, SF) 1981

ENTRANT #	NAME	GR	AFFILIATION	PREV. MARK	POSITION	PLACE	MARK
402	LEROY PARRAM	12	Rancho Bernardo	SD 47-01.75	1		
240	TY ANDERSON	10	Long Beach Poly	SS 47-02.0	2		
166	RONALD STEWARD	11	Gardena	LA 47-08.0	3		
319	MIKE TURNER	11	Morningside	SS 47-11.75	4		
483	CHUCK BISHOP	12	Taft	CE 48-00.75	5		
482	REGGIE MITCHELL	12	Sweetwater	SD 48-11.25	6		
419	MYRON McCLURE	12	Rowland	SS 49-03.25	7		
399	JAMAL CHASE	12	Quartz Hill	SS 49-04.75	8		
403	VON WARE	12	Rancho Buena Vista	SD 50-10.25	9		

# SHOT PUT, BOYS

Records - NATIONAL : 77-00.0  
STATE MEET : 74-04.75

MICHAEL CARTER, Dallas, TX (Jefferson)  
BRENT MOON (Fallbrook)

1979  
1990

ENTRANT #	NAME	GR	AFFILIATION	PREV. MARK	POSITION	PLACE	MARK
13	JEREMY STAAT	12	Bakersfield	CE 54-08.0	1		
162	JASON HAMMOND	10	Fowler	CE 54-10.0	2		
476	IHSAN WARREN	12	St Mary's	NC 54-10.0	3		
66	CHRIS CATE	12	Casa Roble	SJ 54-11.25	4		
469	CHRIS DeMARTINI	12	St Ignatius	CC 56-08.5	5		
81	JEREMY LINGEFELTER	11	Claremont	SS 56-10.5	6		
307	PHIL FONUA	11	Mira Costa	SS 57-04.5	7		
264	JD MARTIN	10	Madera	CE 57-06.25	8		
348	WADE TIFT	12	Newport Harbor	SS 57-08.0	9		

# DISCUS, BOYS

Records - NATIONAL : 224-03.0  
STATE MEET : 203-04.0

KAMY KESHMIRI, Reno, NV  
BRIAN BLUTREICH, (Capo Valley)  
FOWELL (Redwood) 85/90

1987

ENTRANT #	NAME	GR	AFFILIATION	PREV. MARK	POSITION	PLACE	MARK
185	JEFF BODHOLDT	12	Irvine	SS 168-01.0	1		
523	CHUCK BOSWELL	12	West Bakersfield	CE 168-07.0	2		
10	CHAD JONES	11	Arroyo Grande	SS 169-11.0	3	6	162' 7"
476	IHSAN WARREN	12	St Mary's	NC 171-03.0	4	4	168' 2"
129	BUDDY BROWN	12	El Camino	SD 171-05.0	5	5	164' 9"
273	KARI HAMALAINEN	12	Mariposa	SJ 176-00.0	6	3	
121	BILLY BUSH	11	Downey	SJ 179-09.0	7		
469	CHRIS DeMARTINI	12	St Ignatius	CC 180-00.0	8	2	178' 2"
13	JEREMY STAAT	12	Bakersfield	CE 183-08.0	9	1	183' 8"

# HIGH JUMP, GIRLS

Records - NATIONAL : 6-03.0  
STATE MEET : 6-02.0

AMY ACUFF, Corpus Cristi, Tx (Calallen)  
LATRESE JOHNSON, Clovis

1992  
1985

ENTRANT #	NAME	GR	AFFILIATION	PREV. MARK	POSITION	PLACE	MARK
62	ERICA LARSON	11	Carmel	CC 5-05.0	1		
196	TARA FLAMING	10	Immanuel	CE 5-06.0	2		
147	KRISTY KIERULFF	11	Esperanza	SS 5-06.0	3		
392	KATHY WATSON	12	Saugus	SS 5-06.0	4		
290	SHANIA EDWARDS	12	Moreno Valley	SS 5-06.0	5		
35	JAMILLA CHURCHILL	11	Bishop O'Dowd	NC 5-06.0	6		
88	LIZ GILTNER	9	Chaminade	SS 5-06.0	7		
80	TRACYE LAWYER	11	Cate	SS 5-06.0	8		
46	DANIELLE BOSWELL	12	Bullard	CE 5-06.0	9		

# LONG JUMP, GIRLS

Records - NATIONAL : 22-01.75  
STATE MEET : 22-00.5

KATHY McMILLIAN, Raeford, NC (Boke County)  
MARION JONES, Thousand Oaks

1976  
1993

ENTRANT #	NAME	GR	AFFILIATION	PREV. MARK	POSITION	PLACE	MARK
362	CARRIE JANSEN	11	Redwood	CE 18-01.5	1		
332	JESSICA VALPEY	11	Pleasant Valley	NO 18-01.75	2		
23	LAREN PARKER	10	Bakersfield	CE 18-03.25	3		
302	CARLENE JONES	12	Morse	SD 18-03.25	4		
472	STEPHANIE JONES	10	Walnut	SS 18-06.25	5		
56	LaTOYA LeJAY	12	Canyon Springs	SS 18-06.75	6		
152	MICHELE REID	12	Folsom	SS 18-08.0	7		
153	TARA OETTINGER	12	Foothill	SS 18-11.75	8		
217	JERNAE WRIGHT	10	James Logan	NC 19-08.5	9		

# TRIPLE JUMP, GIRLS

Records - NATIONAL : 44-00.5

JULIANA YENDORK, Walnut, CA

1991

STATE MEET : 44-00.5

JULIANA YENDORK, Walnut, CA

1991

ENTRANT #	NAME	GR	AFFILIATION	PREV. MARK	POSITION	PLACE	MARK
435	REYNDA KING	12	St Mary's	SS 37-02.5	1		
172	CINDY PETTIBON	11	Gunderson	CC 37-04.0	2		
82	JEANARTA JACKSON	11	Central	CE 37-05.0	3		
128	KERRY O'BRIC	10	Edison	SS 37-07.0	4		
473	AISHA HARRISON	11	Wasco	CE 37-07.75	5		
314	JOANNA HAYES	11	North (Riverside)	SS 37-07.75	6		
152	MICHELE REID	12	Folsom	SJ 38-02.25	7		
310	AMBER ROBERTS	12	Muir	SS 38-05.5	8		
322	TAMIEKA PORTER	12	Orange Glen	SD 38-06.25	9		

# SHOT PUT, GIRLS

Records - NATIONAL : 53-07.75

NATALIE KAAIAWANHA, Fullerton CA

1983

STATE MEET : 52-07.5

NATALIE KAAIAWANHA, Fullerton

1983

ENTRANT #	NAME	GR	AFFILIATION	PREV. MARK	POSITION	PLACE	MARK
156	JANAE HUBBARD	10	Fresno	CE 40-04.0	1		
438	RASHAWNDA HOLMES	12	Tennyson	NC 42-04.0	2		
409	ANDRIA BROWN	11	South Bakersfield	CE 42-07.5	3		
313	PEKA LAULU	12	Nogales	SS 42-10.0	4		
223	CHRISTINE ETUALE	11	Jefferson	CC 42-11.5	5		
312	GINA HEADS	12	Newport Harbor	SS 43-03.5	6		
27	NICOLE BROOKS	12	Berkeley	NC 43-10.0	7		
448	SOOZIE SHANLEY	12	Tulare	CE 44-01.0	8		
89	DELORES TUIMOLOAU	12	Channel Island	SS 49-00.5	9		

# DISCUS, GIRLS

Records - NATIONAL : 178-07.0

SUZY POWELL, Modesto, CA

(Downey)

1994

STATE MEET : 176-07.0

SUZY POWELL, Modesto

(Downey)

1993

ENTRANT #	NAME	GR	AFFILIATION	PREV. MARK	POSITION	PLACE	MARK
89	DELORES TUIMOLOAU	12	Channel Island	SS 131-06.0	1		
63	DARLENE TULUA	10	Carmel	CC 132-08.0	2		
312	GINA HEADS	12	Newport Harbor	SS 135-00.0	3		
24	MANDY BUCKEY	10	Bakersfield	CE 137-05.0	4		
315	DIANE HART	12	North Bakersfield	CE 137-07.0	5		
173	CHARLENE BOWER	12	Gunn	CC 138-08.0	6		
448	SOOZIE SHANLEY	12	Tulare	CE 142-11.0	7		
21	NADIA LOPEZ	11	Arroyo Grande	SS 149-00.0	8		
116	SUZY POWELL	12	Downey	SJ 176-01.0	9		

*Program insert compliments of:*

*John Doogan*

**ATCOPI-FAX**

A Division of Total Copi-Fax Inc.

**714-995-5350 310-860-5744**





# 1994 CIF California High School State Meet

## EVENT SUMMARIES BY...

Girls' Events--by Keith Conning ■ Boys' Running Events--by Doug Speck ■ Boys' Field Events--by Kim Kutcher

The 1994 California State Meet was another spectacular one! The state was blessed with another group of top athletes who showed up to Cerritos College for one of prep sports great weekend affairs. After the "call-off" of the 1993 Saturday, this year broke as one of the beautiful days of the Southern California spring, with performances for the near sell-out crowd very exciting. The Meet missed with presence of the "Big Guy" Earl Engman, as the architect of the recent meets held here had passed away last June 21st after a battle with cancer. "Earl's Army," the name given to the local officiating crew, under the direction of State liaison Hal Harkness, Meet Director Dean Crowley, and Meet Manager Bob McGuire, did its usual excellent meet weekend work.

## BOYS


### 100 Meters

The state had as solid a group of sprinters up front as ever, with defending state champion Bryan Howard (Canyon Springs, Mo-

reno Valley) and Pat Johnson (Redlands) starting the cranking really early in the year, with a couple of others of top quality developing as the year went along.

Howard blasted a 5.79 50-Meter National Record in the Sunkist Indoor Meet in mid-February, then headed off to the mid-March National Scholastic Indoor Meet the next month. There he raced a near-perfect semi-finals 55 meter effort of 6.22, inside the top fifteen all-time among preps. Mr. Johnson shocked outdoors early in March with a 10.42 nation-leading win over Howard (10.55) at the Inland Empire Championships. In the mid-state area Marques Holiwell (West, Bakersfield) blasted an early-season 10.55, with Ali Evans (Vallejo) back from junior year knee surgery out of the Sac Joaquin Section. Evans nipped Willie Jones (Franklin, Stockton) at 10.37w-10.44w in the Section Finals. We call the race wind-aided because the Sac Joaquin Section Meet management continues to refuse to use a wind gauge at the Championship affairs, possibly costing Mr. Evans the

fastest time in the nation due to the unknown wind conditions, reported as some to be breezy, others to be still--we're inclined to think that a wind gauge could have been dug up with a little effort.



**PAT JOHNSON**

*Photo by Bill Cockerham*

Jermaine Stafford (New York) had beaten all the above at the Arcadia/Foot Locker Meet, with Howard next there. Holiwell won at Mt. SAC, with Howard a decisive winner at the Southern State Qualifier at 10.44. Heat 1 in Friday's action

featured a possible false start by Johnson, with the Redlands star allowed back in the event on the second start for his race. Ali Evans was out a tad quicker than Pat the second time around, but the Redlands star looked very impressive, strangely not seeming to be all-out in a 10.39 (wind +.48) win, with Evans (10.53) the other qualifier. Willie Jones and Holiwell headlined Heat 2, which had 2.41 meters per second of wind behind the runners. After an even start Holiwell fell a meter behind, then mounted a furious charge that had him race past everyone to a 10.60w-10.72w win over Jones, with Leon Settle (10.73w), Ray Butler (10.74w), and Bryant Eubanks (10.75w) making five taking advantage of the wind from this race to make it to the finals. Heat 3 was a dandy, with Bryan Howard catching a perfect start with +.36 meters per second wind and impressively rocketing to a yearly nation-leading 10.32 (just .02 outside of the Meet Record of 10.30 by Riley Washington from 1992). Bryan timed the start perfectly and just

*continued next page...*



# CIF / California State Meet


blasted away from everyone, leaving second placer Marvin Love (10.75) some four full meters behind. It reminded this writer of his effort in the 55 meter trials at the National Scholastic Indoor Nationals, where he blazed his 6.22.

Heat 1: 1Q. Johnson 10.39, 2Q. Ali Evans 10.53, 3. Akinyela Taylor (12) Dominguez 10.93, 4. Johnny Robinson (12) Chula Vista 10.94, 5. Jim McElroy (12) Washington 10.96, 6. Brent Vartan (12) Menlo-Atherton 10.98, 7. Jaime Houston (12) Lemoore 11.08, 8. Dee Moronkola (11) DeAnza 11.13. Heat 2: 1Q. Marques Holiwell (11) W. Bkld 10.60, 2Q. Willie Jones (12) Franklin 10.72, 3Q. Leon Settle (12) Dorsey 10.73, 4Q. Ray Butler (11) Morningside 10.74, 5Q. Bryant Eubanks (11) El Camino 10.75, 6. Shawn Williams (11) Silver Creek 10.85, 7. Gary Young (12) Woodbridge 10.99, 8. Jerome Spence (12) St. Mary's 11.03. Heat 3: 1Q. Bryan Howard (11) Canyon Springs 10.32, 2Q. Marvin Love (12) Washington 10.75, 3. Tony Bray (11) JF Kennedy 10.79, 4. Vince Williams (10) University City 10.82, 5. Kaaron Cornwright (11) Westchester 10.90, 6. Jason Isaac (12) Los Gatos 10.91, 7. Kendrial Terrance (11) Hoover 11.17, 8. Clifton Jackson (11) Chico 11.24, 9. Rashaan Sanders (12) Lincoln 11.25.

## Finals:

Saturday's Finals was very interesting. The event was obviously surrounded by a ton of tension. A respected Meet Director in the stands near the starting line said a couple of the athletes were literally shivering with nervousness when the athletes were called to the set position. Out of lane 5 it was definitely Bryan Howard who led a surge out of the blocks, with Evans (4) and Johnson (6) close behind. The starter did not fire a gun nor was there a recall shot, with the three starters huddling at the starter's stand as the athletes stood behind their blocks, wondering what to expect. One of the officials walked over and removed Howard's block from

the starting line, an obvious indication of his false start. Bryan was obviously crushed, now forced to walk down the middle of the grass field to the awards area near the finish line to pick up his sweats while the other athletes raced. The air kind of went out of the event, with Pat Johnson continuing his super season in eventually moving away from Ali Evans, with Holiwell once again closing strong, this time for second behinds the Redlands winner. Johnson was 10.43 with +.44 mps wind, with Holiwell 10.52, and Evans 10.58. With the Golden West, National Scholastic Outdoor, and Junior Nationals still ahead for the group, there would be other days to sort out bragging rights.



**PAT JOHNSON (right) consoling friend, BRYAN HOWARD**

Photo by Bill Cockerham

## FINAL RESULTS

National Record: 9.9 Henry Neal (Greenville, TX) 1990. State Meet: 10.30 Riley Washington (SoWest) 1992

1. Pat Johnson (12) Redlands	10.43
2. Marques Holiwell (11) WBkld	10.52
3. Ali Evans (12) Vallejo	10.58
4. Willie Jones (12) Franklin	10.74
5. Marvin Love (12) Washington	10.77

6. Leon Settle (12) Dorsey	10.80
7. Ray Butler (11) Morningside	10.87
8. Bryant Eubanks (11) El Camino	10.92
Bryan Howard (11) Cyn Springs	DQ

## 200 Meters

Just as exciting as the 100 meter event had been all spring, California's dashers could also stretch it out over the half-lap distance. Johnson had been rolling since mid-March, racing 20.7 in the Inland Empire Meet, and taking the Arcadia/Foot Locker and Mt. SAC affairs. Howard had come around a bit later, racing a very, very impressive 20.76 to lead the nation at the Section Divisional finals into over a two and a half meter per second headwind!

Bryan was 20.98 to handle Johnson in the Section State Qualifier. The Sac Joaquin crew was tough here also, with Ali Evans 20.98w/21.37, Tony Bray 21.18w., and Willie Jones 21.20w. Jim McElroy, out of the L.A. City, was (21.31w/21.47) and fine soph, Felton Charles 21.31 out of the CCS.

Heat one in Friday's Prelims had Howard rocketing through his gears, through the 100 meters around the turn at 10.5, before cruising into a five meter win at 20.94 (wind +.68) over finals qualifiers Leon Settle (21.37), Demond Birks (21.53), Willie Jones (21.62), Shawn Williams (21.65), and Vince Williams (21.70). We don't believe that ever before have six qualifiers come from one sprint heat at the state meet, where the formula has the winner from the three heats and the next fastest

times to fill out the nine lanes coming from any of the three races. Heat 2 had Felton Charles and Southern Section star Gary Young scratch, Young with a hamstring problem and Charles undoubtedly saving it for the Finals of the 400. Red uniformed Ali Evans rocketed the turn, racing to a three meter triumph at 21.41-21.68 over Jim McElroy. Heat 3 (wind -1.30) had Pat Johnson charge the turn (passing the 100m start line at 10.6), then cruise into a seven meter win at 21.03. He was the only qualifier from his race.

Heat 1: 1Q. Howard 20.94, 2Q. Settle 21.37, 3Q. Birks 21.53, 4Q. Jones 21.62, 5Q. S. Williams 21.65, 6Q. V. Williams 21.70, 7. Juan Cherry (11) Berkeley 22.19, 8. Tyree Reed (12) DeAnza 22.29, 9. Jaime Houston (12) Lemoore 22.77. Heat 2: 1Q. Evans 21.41, 2Q. McElroy 21.68, 3. Marvin Love (12) Washington 21.83, 4. Clinton Lane (11) Patrick Henry 22.03, 5. Jason Cooper (10) Skyline 22.20, 6. Lonnell Greene (11) Madera 22.78, 7. Edward Hogg (12) Galileo 22.30, Felton Charles & Gary Young scratched. Heat 3: 1Q. Johnson 21.03, 2. Tony Bray (11) JF Kennedy 21.71, 3. Jere Miller (12) Patrick Henry 21.76, 4. Phillip Pipersburg (10) Santa Barbara 21.89, 5. Jason Isaac (12) Los Gatos 21.94, 6. Kaaron Cornwright (11) Westchester 22.32, 7. Hannibal Navies (11) Berkeley 22.41, 8. Santoy Berry (10) Lemoore 22.74, 9. Clifton Jackson (11) Chico 23.35.

## Finals:

With the false start disqualification in the 100, the 200 race took on an entirely different complexion. One had to expect Bryan Howard to be quite emotional after the short sprint disqualification, and out of lane 5 he was, rocketing past Pat Johnson (one lane outside of him) less than fifty meters into the event, charging past the starting line at 10.5, looking like he was on his way to a fire! That strategy seemed to work fine,

continued next page...



until the poised Johnson starting to chip away at the two meter margin with 60 to go. Ever so gradually the tiring Howard could not hold off his Inland Empire friend (they had hugged on the grass after the 100 as Johnson consoled Bryan), with Johnson maintaining far better momentum to the tape, winning 21.01 to 21.14 with Leo Settle next at 21.48 (wind -1.61 mps here).

## FINAL RESULTS

**National Record:** 20.01 Roy Martin (Dallas, TX) 1985. **State Meet:** 20.77 Henry Thomas (Hawthorne) 1984.

1. Pat Johnson (12) Redlands	21.01
2. Bryan Howard (11) Cyn Springs	21.14
3. Leon Settle (12) Dorsey	21.48
4. Demond Birks (12) Eisenhower	21.75
5. Shawn Williams (11) Silver Creek	21.96
6. Willie Jones (12) Franklin	21.99
7. Vince Williams (10) Univ City	22.11
8. Jim McElroy (12) Washington	22.20
Alli Evans (12) Vallejo	DNR

## 400 Meters

A very strong group developed here over the length of the season. Sub 47- second star Michael Granville opted for the 800, with James Davis (Wood, Vacaville) (47.10), Jere Miller (Henry, San Diego) (47.41), James Davis (Burrroughs, Ridgecrest) (47.45), Mike Russell (Rowland, Rowland Heights) (47.33 1993), Felton Charles (Westmoor, Daly City) (47.73), and Andre DeSaussure (Taft, Woodland Hills) (47.77) forming a talented geographic mix from around the state.

Heat one in the Prelims had Ramsey Jay (Ventura) tag along with James Davis (one lane apart in 4 and 5, respectively) through a 22.7 first 200. The duo continued to lead into the straight,



**JAMES DAVIS**

*Photo by Bill Cockerham*

with Andre DeSaussure joining them down the stretch as all three raced in hard, with Davis (47.43), Jay (47.62), and DeSaussure (47.70) all qualifying in that order. Heat 2 had Gene Shepard (Dorsey) and Mike Wilson (Vallejo) on the outside through at 22.7 at the half-lap point, with San Diego champ Jere Miller charging a big third 100 meters to move to the lead and race in a comfortable winner in the 47.5 range over Lamar Reed (Morningside, Inglewood) (47.88) and Jerome Davis (47.89). One of the meet's sadder points happened when it turned out that Miller had taken a number of steps inside the lane line (it was reported at ten or more on the result sheet) on the first turn, resulting in disqualification. Reed and Davis moved ahead from Heat 2. Heat 3 had talented junior, Mike Russell, a Liberian native, charge through the 200 at 22.6. Coming into the

stretch, talented sophs Felton Charles and Lydell Burston (Morse, San Diego) started strong finishing efforts, eventually working their way by Russell, with Charles eventually winning at 47.61-47.75 over Burston, with Russell 47.85 in third. Fine all-around athlete Darin Higgins (Lassen, Susanville) took the final qualifying spot at 48.62, picking up valuable Finalist experience as an underclassmen with the Miller dq.

**Heat 1:** 1Q. James Davis 47.43, 2Q. Jay 47.62, 3Q. DeSaussure 47.70, 4. Brent Wingrath (12) Mt. Carmel 49.51, 5. Todd Smith (11) San Jose 49.59, 6. Matt Roszell (12) Castro Valley 50.03, 7. Tyree Reed (12) Deanza 50.43, 8. Melvin Roberts (12) W. Bkfld 51.00, 9. Taz Ying (10) Skyline 51.13. **Heat 2:** 1Q. Reed 47.88, 2Q. Jerome Davis 47.89, 3. Gene Shepard (12) Dorsey 49.11, 4. Marlon Monroe (11) St. Mary's 49.71, 5. Richard Blayney (12) San Benito 49.72, 6. Mike Wilson III (11) Vallejo 49.99, 7. Larry Leach (11) Bullard 50.08, 8. Raymond Lie (11) Lowell 51.49, Jere Miller (12) P. Henry DQ. **Heat 3:** 1Q. Charles 47.61, 2Q. Burston 47.75, 3Q. Russell 47.85, 4Q. Higgins 48.62, 5. Marty Watts (12) Clovis West 50.64, 6. Steve Campbell (11) Alta Loma 50.86, 7. Bobby Jones (11) Manual Arts 51.19, 8. Antoine Taylor (12) Richmond 51.22, 9. Clint Cooley (12) McClatchy 51.24.

## Finals:

In the Finals Higgins had 1, Reed 2, Burston 3, Jay 4, James Davis 5, Charles 6, DeSaussure 7, Russell 8, and Jerome Davis 9. DeSaussure added to everyone's tension level right from the start, with the University of Washington star powering out from the gun in his outside lane, visible to all in his red uniform flying around the first turn (100m at 11.2) and leading by a meter over James Davis through the 200 at 22.2. Running tough, Andre entered the homestretch with a meter lead (300m at 33.8) over Mike Russell and

James Davis. During a furious homestretch struggle it was the latest star out of the Vacaville schools, James Davis, who toughed it out on the "run-in," emerging a 46.96-47.10 winner over Mike Russell, with Charles third in a fine 47.17.

## FINAL RESULTS

**National Record:** 45.25 Calvin Harrison (N. Salinas) 1993. **State Meet:** 45.25 Calvin Harrison (N. Salinas) 1993.

1. James Davis (12) Wood, Vacvl	46.96
2. Mike Russell (11) Rowland	47.10
3. Felton Charles (10) Westmoor	47.17
4. Ramsey Jay (11) Ventura	47.49
5. Jerome Davis (11) Burr, Ridge	47.56
6. Andre DeSaussure (12) Taft	47.70
7. Lydell Burston (10) Morse	48.25
8. Darin Higgins (11) Lassen	48.92
9. Lamar Reed (12) Morningside	49.38

## 800 Meters

This event had the potential for really big fireworks.

*Track & Field News* National Prep Indoor Athlete of the Year, Michael Granville, had put together a super outdoor season, blazing a 1:48.98 solo national soph class record during Section Divisional action, taking down the old class record by close to two seconds. Defending State Champion, Vondre Armour, was coming around with a 51 second first lap on the way to a 1:51.17 Central Section win, with powerful looking San Francisco Bay area junior, Aaron Richberg, blasting a 1:50.34 in North Coast Section Finals action. Jesse Camp looked impressive in a San Diego Section Finals 1:51.96 effort. The potential for something very special was here, with the results a very, very exciting Finals run.

Heat 1 Prelims action had Vondre Armour race out at

*continued next page...*



# CIF / California State Meet

53.5 for the first lap, joined through that point by Matt Teeson (Ayala, Chino), with the Arizona State bound Bakersfield High star looking great through a 1:22.0 600, and continuing to show fluid power through the finish in a 1:51.52 win that had him a second and a half ahead of the pack. Michael Granville likes to lead, but allowed Jessie Camp by on the inside before the 200 meter mark in Heat 2, with Camp leading through 25.1 (200m) 54.0 (400m) and 1:23.4 (600m) splits with Granville close behind. Michael unloaded in the final 100 meters, covered in 13.4 seconds (1:47.2 800m pace!) to win 1:51.47-1:52.74 over Camp. Heat 3 had the very, very physical Aaron Richberg control things through a 55.8 lap split, with 1:25.7 for the 600m mark before rolling to a 28.2 final 200 that had him win comfortably at 1:53.95 over Brian Peterson's 1:54.39.

Heat 1: 1Q. Armour 1:51.52, 2Q. Teson 1:53.10, 3Q. Wenz 1:53.22, 4Q. Santoscoy 1:53.55, 5Q. Silva 1:54.39, 6. Adam Ozarski (12) Granada 1:54.73, 7. Nate Crosno (11) Salinas 1:56.75, 8. Andy Anderson (12) Yreka 1:59.17, 9. Erik Larsen (10) Pacific Palisades 2:01.85. Heat 2: 1Q. Granville 1:51.47, 2Q. Camp 1:52.74, 3Q. Moore 1:54.01, 4. Jonevan Hornsby (11) St. Mary's 1:54.57, 5. Jason Williams (11) Gunn 1:56.05, 6. Anthony Wheeler (12) Dorsey 1:56.42, 7. Bevan Brian (12) Woodland 1:58.01, 8. Vashon Jones (10) Madera 2:00.07, 9. Yonathan Ashmerom (11) McAteer 2:02.50. Heat 3: 1Q. Richberg 1:53.95, 2Q. Peterson 1:54.39, 3. Eric Caldwell (12) Merced 1:54.41, 4. Josh Quintal (12) Fortuna 1:54.83, 5. Rey Duarte (12) Roosevelt 1:57.27, 6. Dan Valles (11) Santa Theresa 1:58.27, 7. Tim Brown (9) McClymonds 1:59.81, 8. Jose Miranda (12) Roosevelt 2:04.50.

## Finals:

The final had the interesting situation of ten qualifiers when meet management made the decision to allow

the two athletes who tied for ninth place timewise from the prelims, Matt Silva (San Pasqual, Escondido) and Brian Peterson to share Lane 1, a situation that worked out with no difficulty.

Mike Granville (lane 5) and Vondre Armour (6) led at the break at the head of the backstretch, with frosh Obea Moore zooming into the lead at 24.7 at the 200 mark. The Muir frosh had obviously decided that a high placing for himself was only possible with a quick start. Obea, Armour, and Granville ran 1-2-3 at a 52.4 400, Granville made a definite move at the one lap point. Moore held on to his lead down the backstretch, with Obea, Richberg, and Armour a close 1-2-3 at 1:21.3 at the 600. With a half a lap to go Richberg



**MICHAEL GRANVILLE**

Photo by Kirby Lee

went by, Granville, who sometimes appears to take a time to get up a head of steam for a big move, was surprisingly fading back. Armour charged into the

lead in the middle of the final turn, with Granville now accelerating towards the front.

Armour lead at 700 meters at 1:35.4, with Granville running him down during a gutty stretch run to win 1:49.82-1:50.11. The return to confidence of Armour after so, so many things appearing to go wrong early in his senior season, and the amazing aplomb of the soph Granville, who was forced to deal with as much traffic as he ever has in a prep 800, yet maintain total calmness and confidence to emerge victorious once again. Keep in mind the fastest U.S. soph 800m ever before Mike's 1:48.98 was 1:50.8!

## FINAL RESULTS

National Record: 1:47.31 Pete Richardson (Berkeley) 1981. State Meet: 1:47.31 Pete Richardson (Berkeley) 1981.

1. Michael Granville (10) Bell Gard 1:49.82
2. Vondre Armour (12) Central 1:50.11
3. Jessie Camp (12) El Capitan 1:52.14
4. Aaron Richberg (11) J Logan 1:52.57
5. Mike Wenz (12) Canyon 1:53.20
6. Matt Silva (12) San Pasqual 1:53.65
7. Obea Moore (9) Muir 1:53.84
8. Jorge Santoscoy (12) Wdland 1:54.73
9. Matt Teson (12) Ayala 1:56.32
10. Brian Peterson (12) Rowland 1:58.09

## 1600 Meters

The four lap event was intertwined with Mehbrathorn Keflezighi's attempt to be the fourth athlete in State history to take the difficult four/eight lap double. A trio of memorable athletes had succeeded--with anyone who watched Rich Kimball (De la Salle, Concord) 4:06.6-8:46.5 (full mile and 2 mile) from 1974, Roman Gomez (Belmont, L.A.) (4:09.05-8:58.91 1985) / (4:15.80-9:03.05 1986), and Reggie Williams (River City, W. Sacramento) (4:08.78-8:59.61 1988) realized that

it takes a very, very special athlete to put Friday's 1600m qualifying on top of solid efforts against fresh four and eight lap fields on Saturday. Keflezighi had emerged outdoors after an early season 4:11.1-4:12.0 loss to area rival Mark Hauser (St. Augustine, San Diego) to rocket out early on or make a very tough mid-race move to big 4:08.32 Arcadia/Foot Locker and 4:06.15 Section Finals wins, with a nation-leading 8:51.8 3200m along the way. There would be plenty of competition this weekend! Brett Strahan (Hart, Newhall-4:09.71) and Eric Dunn (Arroyo Grande-4:11.78) had chased the above duo at the Arcadia/Foot Locker affair. Hard-fishing soph Mike Stember (Jesuit, Sacramento), a four sport talent from the Sac-Joaquin section, had a number of sub-60 second last laps in local action.

Two Heats in Friday's Prelims had the winner and next two places automatically moving on, with the next three fastest times from the two races. In heat one fine soph Daniel Sikiric (Gunderson, San Jose) led early on, with Keflezighi moving to the front at 3:15.9 for 1200 meters. During the final 200 meters the San Diego High star was content to stay ahead of the pack, with "Meb," as he is referred to, winning at 4:16.20, with upstart Ricardo Etheridge (Barstow-4:16.61), Brett Strahan (4:16.63), junior Michael Blair (Napa) 4:16.80, and soph Micheil Jones (Livermore) 4:16.90 others

continued next page...



# CIF / California State Meet

moving on to Saturday. Jason Barreda (Loyola, L.A.) closed out his season at 4:16.99 for sixth, the nation's fastest non-qualifier for a State Finals competition. Heat 2 had fine Mira Mesa (San Diego) soph Larry Henderson leading through a 61.6 400, with Mark Hauser taking over at the 800 at 2:07.3, and continuing to push the next 200 (31.7-2:39.0 1000m). Ten in the heat were very close with 500 meters to go, with Hauser 3:13.5 at the 1200. The St. Augustine star held off Mike Stember over the final 200, with a nifty 59.2 final 400 finishing off a 4:12.72 win, with Stember (4:13.69), Eric Dunn (4:15.49), and Chris Maier (Amador Valley, Pleasanton) (4:15.88) moving on from here.

Heat 1: 1Q. Keflezighi 4:16.20, 2Q. Etheridge 4:16.61, 3Q. Strahan 4:16.63, 4Q. Blair 4:16.80, 5Q. Jones 4:16.90, 6. Jason Barreda (12) Loyola 4:16.99, 7. Alex Teekell (11) O'Dowd 4:17.16, 8. Amerigo Rossi (11) Harbor 4:19.06, 9. Daniel Sikiric (10) Gunderson 4:19.70, 10. Eduardo Verdejo (12) Foothill 4:24.40, 11. Yonathan Asherom (11) McAteer 4:25.31, 12. Ricardo Valenzuela (12) Belmont 4:30.03, 13. Paul Temmerman (12) Mt. Whitney 4:32.98. Heat 2: 1Q. Hauser 4:12.72, 2Q. Stember 4:13.69, 3Q. Dunn 4:15.94, 4Q. Maier 4:15.88, 5. Larry Henderson (10) Mira Mesa 4:17.42, 6. Aaron Gillen (10) Yreka 4:18.05, 7. Todd Dando (12) Bellarmine 4:18.25, 8. Jeff Fisher (11) Thousand Oaks 4:22.62, 9. David Alexis (12) Fairfield 4:22.96, 10. Mike Wojciechowski (10) Clayton Valley 4:22.97, 11. Kim Lindahl (11) Madera 4:23.81, 12. Amado Munoz (12) Belmont 4:27.0, 13. Peter Gilmore (11) Pacific Palisades 4:44.5, 14. Mark Gladney (12) Oakland 4:49.2.

## Finals:

The element of Keflezighi taking the double on Saturday very seriously (the time gap would be 4:25 p.m. for the 1600 and 6:11 for the 3200) added an element of trying to figure out how he would approach the first

event. Keflezighi had Etheridge for close company as he took this event through early 29.7 (200)-61.4 (400), 1:33.4 (600) and 2:05.2 (800m) splits. At the 800 our pace-setter accelerated a bit, racing 31.7 for the next half lap, with Dunn and Hauser racing hard to stay a part of the top pack. Six were in contention as the race came by 1200 at 3:08.7 (Keflezighi, Strahan, Hauser, Stember, Dunn, and Etheridge). At the head of



**MEBRAHTOM KEFLEZIGHI**

*Photo by Bill Cockerham*

the backstretch Hauser, who had run 1:53.05 for 800 meters in the Section Finals, burst by Keflezighi, with Meb later stating this looked

like a repeat of the 1993 Section Finals, where Hauser used a move in the same spot to start to run away from the African native. But this was 1994. Hauser cranked that second to last 200 meters at 29.5 (3:38.2 1400m). Keflezighi showed his mastery over this year's group of California runners by hanging tough, pressing forward with his very economical, long stride up to Hauser into the final turn, mounting a sprint that had him edge away from his rival and the pack. Keflezighi won at 4:07.67, with the soph Stember racing the #4 tenth grade time ever for a four lap event at 4:08.52, as hauser finished in a fine 4:08.97, with Brett Strahan (4:09.98) also under 4:10.0. The San Diego High Star was half-way to his seasonal goal, with the four lap run a pleasing competitive spectacle!

## FINAL RESULTS

National Record: 3:58.30 Jim Ryun (Wichita, KS) 1965. State Meet: 4:05.4 Mark Schilling (Garden Grove) 1972.

1. Mebrahtom Keflezighi (12) SD 4:07.67
2. Michael Stember (10) Jesuit 4:08.52
3. Mark Hauser (12) St. August. 4:08.97
4. Brett Strahan (11) Hart 4:09.98
5. Eric Dunn (12) Arroyo Grande 4:11.80
6. Ricardo Etheridge (11) Barstow 4:14.41
7. Michael Blair (11) Napa 4:14.87
8. Michell Jones (10) Livermore 4:15.48
9. Chris Maier (12) Amador Valley 4:23.57

## 3200 Meters

Mehbrathom Keflezighi (San Diego) has a smooth, economical stride that leads an observer to think that he would have to get better as the event became longer. A late-season solo 8:51.8 3200m effort showed his abilities in the four-lap event. He had doubled all

season long, following up his 4:08.32 Arcadia/Foot Locker run with an 8:59.99 behind Arizona's Nathan Nutter's 8:54.23, with a 9:03.27 after his 4:06.15 in the San Diego Section. There were some others in the state who could make him run. 1993 State Champion Matt Farley (Jesuit, Sacramento) had had plantar fasciitis problems all spring, with Jaime Martinez (Orange-9:06.08), Devin Elizondo (Mission Bay, San Diego-9:06.35), Jason Balkman (Lynbrook, San Jose-9:07.97) and Antonio Arce (Palmdale-9:11.26) led a pack of potential sub-9:10's. The question was how much a very, very tough mile would take out of Keflezighi.

Matt Farley was the early leader, charging out at 63.7-2:12.8, with Jaime Martinez taking the next 400 at 69.6 (3:22.4). At three and a half laps Keflezighi pressed ahead, with Rey Sanchez (Delano) alongside. A 34.7 was enough to start to edge away, with Mehbrathom a surprising eight meter leader at 4:31.7 for the 1600. At the four-lap point the San Diego star really punched the pace, racing 16.1 around the turn and 16.4 down the backstretch for 32.5 for the ninth 200. This 8:40 per lap pace after a mile was more than anyone here could handle, with the lead jumping to fifteen meters through four and a half laps. At 5:38.1 (66.4 fifth lap) for 2000 meters, Keflezighi had more than two seconds over the pack, with Martinez, Matt Creason (Eu-

*continued next page...*



# CIF / California State Meet

reka), Arce, and Eleazar Hernandez (Camarillo) running next. A 67.8 sixth lap (6:45.9 2400 meters) had the lead stretched to nearly five seconds, with 67.6 for lap number seven and 64.6 on the final circuit to complete a spectacular double at 8:58.11. Back a ways, Antonio Arce, and very surprising Matt Farley sprinted the final half lap together, Arce taking second at 9:03.19-9:03.55. Konrad Knutsen (Del Campo, Fair Oaks) was a fine 9:05.88 in fourth.

## FINAL RESULTS

**National Record:** 8:41.5 Steve Prefontaine (Coos Bay, OR) 1969. **State Meet:** 8:44.9 Eric Hulst (Laguna Beach) 1976.

1. Mebrahtom Keflezighi (12) SD 8:58.11
2. Antonio Arce (11) Palmdale 9:03.19
3. Matt Farley (12) Jesuit 9:03.55
4. Konrad Knutsen (12) DelCam 9:05.88
5. Jaime Martinez (12) Orange 9:06.94
6. Matt Creason (12) Eureka 9:10.26
7. Eleazar Hernandez (11) Camar 9:10.96
8. Devin Elizondo (12) Miss Bay 9:14.18
9. Jason Balkman (11) Lynbrook 9:15.93
10. Aaron Gillen (10) Yreka 9:16.93
11. Steve Brown (12) Piedmont 9:17.21
12. Rey Sanchez (11) Delano 9:18.70
13. Steve Immel (12) Livermore 9:20.27
14. Humberto Sanchez (12) SGate 9:21.29
15. Jose Melgar (12) San Diego 9:24.24
16. Eric Kropf (12) Madera 9:26.79
17. Rondie Gibbs (12) Rubidoux 9:30.91
18. Tom Becker (11) Bellarmine 9:32.81
19. Jeff McLarty (11) Ayala 9:36.22
20. Jose Padilla (12) Monroe 9:37.52
21. Galvin Gonzalez (11) McFrind 9:38.51
22. Miguel Ramirez (12) Roosevelt 9:39.34
23. Ned Presnall (12) Jesuit 9:41.08
24. Keith Kennedy (11) San Lean 9:49.55
25. Enrique Torres (10) Silver Crk 9:54.24
26. Senai Kidame (11) Skyline 9:58.05
- Bolota Asherom (10) McAteer DNR

## 110 Meter High Hurdles

Ken Haslip, a USC bound defensive back/receiver in football, tried the highs in the early season and, in his third effort over the barriers in a meet, raced under 14.00. Jason Medearis had a fine spring and kept Haslip

very honest down South in the big meets, with Bakersfield's Larry Parker (another Trojan-bound football star) 14.20 along the way. The State Meet tale would be an



**GERIMI BURLEIGH**

*Photo by Bill Cockerham*

interesting one, with Haslip showing up for the weekend with a serious fever such that Coach Clyde Turner later indicated that they considered taking him to the hospital instead of the track meet.

Heat one on Friday had Bakersfield's Larry Parker charge out, then stumble half-way through the event and not qualify. Delewis Johnson, who had shown a great deal of spirit and had a number of fine Invitational efforts, won over Steve Forte 14.25- 14.30 (wind -.46) with Coke Edmon (14.62) the other qualifier here. Heat 2 had Jason

Medearis and Gerimi Burleigh blast out, with Burleigh on the way to the race of his life before clobbering hurdle #8, where Medearis scooted by 14.23-14.26 (wind +1.87), with all-arounder Danny Haag the other qualifier here at 14.62. The Central Section's Charles Alade shocked with a perfect Heat 3 win, getting out well, then holding Kenny Haslip off over the final hurdle and the run-in 14.08-14.28 (+.49). After the race, Haslip (lane 5), seemed to complain of an elbow in the chest from Alade (lane 6) over the last barrier. Marcus Thomas (14.68) was the other qualifier from this race.

**Heat 1:** 1Q. Johnson 14.25, 2Q. Forte 14.30, 3Q. Edmond 14.62, 4. Larry Parker (12) Bakersfield 14.72, 5. Anthony Mabry (12) Dorsey 14.77, 6. Joe Cokes (11) Berkeley 15.06, 7. Mark Walton (12) Livingston 15.22, 8. Aaron Hill (11) DeAnza 15.23, 9. Sean Stewart (12) McAteer 15.87. **Heat 2:** 1Q. Medearis 14.23, 2Q. Burleigh 14.26, 3Q. Haag 14.62, 4. Dan Race (12) Soquel 14.91, 5. Brian Fell (11) Rancho Bernardo 15.12, 6. Keyan Scott (12) Hoover 15.17, 7. Eric Martin (12) Wheatland 15.40, 8. John Welch (12) Merced 15.44, 9. Donte Joseph (9) Pinole Vly 15.66. **Heat 3:** 1Q. Alade 14.08, 2Q. Haslip 14.28, 3Q. Thomas 14.68, 4. Bryan Jones (12) Arroyo Grande 14.71, 5. Nam Duong (12) Silver Creek 14.74, 6. Anthony Montgomery (12) St. Mary's 14.85, 7. Eric Imhoff (12) Patterson 14.87, 8. Paul Kokorowski (12) El Camino Real 15.11, 9. Rashaan Robinson (12) Fremont 17.88.

## Finals:

The Finals here on Saturday weighed heavily on the team contest, with Ken Haslip's Muir team second in the 4x100 event, with the Mustangs counting on big numbers in the hurdles and a win by the favored 4x400 team for a championship. A fine championship run it was, with the first four places eventually taken by a very competitive Southern Sec-

tion group.

Charles Alade had a fine start once again, with Gerimi Burleigh, a very academic student headed for UCLA, moving into the lead over the second hurdle. Somewhat surprisingly, it was Delewis Johnson who had the most mid-race momentum, charging to the front to challenge Burleigh. Unless one was right on the line it was impossible to tell who won, with the results showing Burleigh at 13.93w (+2.44) and Johnson 13.95w. Johnson later commented that he had seriously mis-timed his lean in the run-in, still closing the spring as the state's most improved timber-topper. Haslip moved through the pack and finished a meter back at 14.07w for third.

## FINAL RESULTS

**National Record:** 12.9 Renaldo Nehemiah (Fanwood, NJ) 1977. **State Meet:** 13.41 Steve Kerho (Mission Viejo) 1982.

1. Gerimi Burleigh (12) Upland 13.93
2. Delewis Johnson (12) Nogales 13.95
3. Ken Haslip (12) Muir 14.07
4. Jason Medearis (12) Hart 14.23
5. Charles Alade (12) Highland 14.33
6. Coke Edmond (12) Bellarmine 14.42
7. Danny Haag (12) Gran Hills 14.55
8. Steve Forte (11) El Camino 14.67
9. Marcus Thomas (12) RanBern 14.96

## 300 Meter Intermediate Hurdles

Ken Haslip was the nation's top 300 Meter Hurdler, with the defending State Champ having a fine 1994 season. Ken is one of those athletes who has the factors of flexibility, speed, endurance, and a stride set up nearly perfectly for this barrier event such that one hopes he finds time for the sport at the University level.

*continued next page...*



# CIF / California State Meet


Jason Medearis (36.80) led a good group close behind.

Haslip led off Heat 1, with Jason Brownlee moving up alongside at the 200 mark before the Muir star raced away 37.16- 37.70, with Brian Fell, part of a fine Rancho Bernardo hurdle crew, the third qualifier here at 38.35. Medearis methodically took Heat 2 at 38.26 over Mel Lete 38.54 and Steve Forte 38.66. Central Coast star, Coke Edmond, showing great potential, blasted out in Heat 3, nearly crashing over a barrier halfway through the event, then finishing second to Delewis Johnson 38.09-38.12. Desean Holmes added to Muir's point hopes with a 38.27 qualifier here.

Heat 1: 1Q. Haslip 37.16, 2Q. Brownlee 37.70, 3Q. Fell 38.35, 4. James Meyer (12) Santa Cruz 39.72, 5. Max Ford (11) Vallejo 40.52, 6. Bryan Click (11) James Logan 41.22, Sean Stewart (12) McAteer & Jackie Jenkins (11) Golden West DQ. Heat 2: 1Q. Medearis 38.26, 2Q. Lete 38.54, 3Q. Forte 38.66, 4. John Welch (12) Merced 39.36, 5. Nam Duong (12) Silver Creek 39.91, 6. Chris Barnsdale (10) Montgomery 40.64, 7. Deandre Montgomery (12) Castlemont 40.80. Heat 3: 1Q. Johnson 38.09, 2Q. Edmond 38.12, 3Q. Holmes 38.27, 4. Jesus Aguilre (12) Roosevelt 39.35, 5. Jason Lewis (11) Fairfax 39.44, 6. Sadat Piggee (10) Castle Park 39.97, 7. Dominique Canfield (12) Castro Valley 40.07, 8. Ben Warner (12) East Nicholas 42.10.

## Finals:

Edmond stuck with his "screech from the gun" philosophy in the Finals, rocketing through the 200 at 23.7 with a full meter lead over Ken Haslip and Jason Medearis. Our early leader again encountered serious problems, falling at the seventh barrier while Haslip went on to handle Medearis 37.14-37.38. Desean Holmes (37.52) ran the race of his life for fifth place and



**KEN HASLIP**

Photo by Bill Cockerham

more points for the Muir cause.

## FINAL RESULTS

National Record: George Porter (Lompoc, CA) 1985. State Meet: George Porter (Lompoc, CA) 1985.

- |                                    |       |
|------------------------------------|-------|
| 1. Ken Haslip (12) Muir            | 37.14 |
| 2. Jason Medearis (12) Hart        | 37.38 |
| 3. Jason Brownlee (12) Hamilton    | 37.44 |
| 4. Delewis Johnson (12) Nogales    | 37.50 |
| 5. Desean Holmes (12) Muir         | 37.52 |
| 6. Mel Lete (12) Saddleback        | 37.88 |
| 7. Brian Fell (11) Rancho Bernardo | 38.78 |
| Steve Forte (11) El Camino         | DNR   |
| Coke Edmond (12) Bellarmine        | DNR   |

## 400 Meter Relay

Muir had ruled the roost in this event most of the spring, setting the tone with a big 41.09 win over rivals Douglass HS of Atlanta at the Arcadia/Foot Locker Meet in early April. A steadily improving Morningside group had nipped the Mustangs at the Southern Section qualifier 41.09-41.11. Word came from San Diego of super baton work by an El Camino (Oceanside) squad that had raced 41.16 at their Section Finals.

Friday's Heat 1 had Mor-

ningside win at 41.17 over Vallejo, with Ali Evans anchoring at 9.7 with a flying start in their 41.28, and Dorsey (41.54) and San Diego (41.60) others moving to Saturday's Finals. Muir put together a solid 41.33 Heat 2 win, with surprising Skyline (Oakland) 41.56, University City (San Diego) (41.63), and Washington (L.A.) (41.64) qualifiers. El Camino moved into the favorite's role with a shocking 41.00 in Heat 3 that had the well-oiled group win by ten meters (and was the only qualifier out of the race for the Finals).

Heat 1: 1Q. Morningside 41.17, 2Q. Vallejo 41.28, 3Q. Dorsey 41.54, 4Q. San Diego 41.60, 5. DeAnza 42.28, 6. Westmoor 42.35, 7. West, Bakersfield 42.38, 8. St. Mary's 42.95, 9. Pleasant Valley 44.37. Heat 2: 1Q. Muir 41.33, 2Q. Skyline 41.56, 3Q. University City 41.63, 4Q. Washington 41.64, 5. Canyon Springs 41.90, 6. John F. Kennedy 42.14, 7. Madera 42.90, 8. St. Francis 43.37, 9. James Logan 43.58. Heat 3: 1Q. El Camino 41.00, 2. Dominguez 41.85, 3. Bishop Amat 41.86, 4. Fairfax 42.06, 5. Los Gatos 42.28, 6. Bear Creek 42.38, 7. McAteer 42.84, 8. Lemoore 42.91, 9. Pittsburg 43.54.

## Finals:

With an absolutely beautiful day on Saturday for the Finals, this was the first boys' running event, with the tension such that, as usual, one could cut it with a knife. El Camino was in Lane 5, Morningside in 6, and Muir in 7. Muir, interestingly changed its order for the Finals, leading off around the turn with frosh Obea Moore, the super frosh who anchored the 4x400 group and was a state finalist at 800m this weekend. The strategy worked, as Moore put Muir into the lead at the first exchange, with the race evening up between the favored

teams across the middle of the track during the next two legs. At the anchor exchange, El Camino soph Lurwine Owusu handed off to hurdler Steve Forte with a slight lead, with the 14.30 hurdler holding a one meter margin through the tape. Jamaal Carr executed a perfect lean for Muir to edge Morningside 41.24-41.25 for second.

## FINAL RESULTS

National Record: 39.9 Austin Jasper HS, TX 1991. State Meet: 40.24 Hawthorne 1989.

- |                    |       |
|--------------------|-------|
| 1. El Camino       | 41.16 |
| 2. Muir            | 41.24 |
| 3. Morningside     | 41.25 |
| 4. Skyline         | 41.60 |
| 5. University City | 41.81 |
| 6. Dorsey          | 41.96 |
| 7. San Diego       | 42.10 |
| 8. Washington      | 42.90 |
| Vallejo            | DQ    |

## 1600 Meter Relay

Morningside (3:13.45) had chased Muir (3:12.65) in the Southern Section qualifier to tighten this event up a bit, with Muir the only U.S. prep team to break into Texas domination of the national list during most of the Spring.

Heat 1 on Friday was a very exciting one, with five squads within five meters of each other at the start of the anchor leg. Jere Miller (Patrick Henry), who had been disqualified for steps on the line in the Open 400 after a heat win, was on a mission, with a 47.1 anchor that brought his team in ahead (3:15.30) of Aaron Taub (47.2) for Foothill (3:15.79), with Berkeley (3:15.95) and Fairfax (3:16.23) also qualifying. Morningside was 3:14.55 in

continued next page...



# CIF / California State Meet

Heat 2 off 50.4-57.3-49.2-47.9 legs, with steady Valley (Sacramento) (3:16.85) to qualify, and Vondre Armour (Bakersfield) (46.3) and Mike Russell (Rowland, Rowland Heights) (46.2) for non qualifying teams. Muir used Ken Haslip's 47.7 second and Obea Moore's 47.1 anchor to race 3:13.49 and qualify in ahead of Dorsey (3:14.98) and Valley (3:16.74) in Heat 3.

Heat 1: 1Q. Patrick Henry 3:15.30, 2Q. Foothill 3:15.79, 3Q. Berkeley 3:15.95, 4Q. Fairfax 3:16.23, 5. Merced 3:17.92, 6. St. Mary's 3:19.25, 7. Los Gatos 3:24.41, 8. Roosevelt 3:27.44, 9. McClymonds 3:28.51. Heat 2: 1Q. Morningside 3:14.55, 2Q. Valley 3:16.85, 3. Bakersfield 3:18.13, 4. Rowland 3:18.23, 5. DeAnza 3:18.44, 6. Morse 3:24.84, 7. Lassen 3:24.88, 8. Gunn 3:25.61, Washington DQ. Heat 3: 1Q. Muir 3:13.49, 2Q. Dorsey 3:14.98, 3Q. Vallejo 3:16.74, 4. Lincoln Prep 3:18.32, 5. Pomona 3:19.61, 6. Westmoor 3:20.08, 7. Madera 3:22.93, 8. James Logan 3:27.68, 9. Lowell 3:27.93.

## Finals:

Muir celebrated its State Championship in the Finals in this event with a nearly two second win, with 49.1-48.0 (Haslip)-48.7 and 46.9 (Obea Moore) splits that had them far ahead of the pack. Jere Miller anchored runner-up Patrick Henry (3:14.69) with a 47.1, with Morningside (3:14.85) 46.8 on the last leg.

## FINAL RESULTS

National Record: 3:07.40 Hawthorne, CA 1985. State Meet: 3:08.94 Berkeley 1981.

1. Muir	3:12.54
2. Patrick Henry	3:14.69
3. Morningside	3:14.85
4. Fairfax	3:15.29
5. Berkeley	3:16.29
6. Dorsey	3:17.02
7. Foothill	3:17.58
8. Valley	3:18.46
Vallejo	DQ

## High Jump

Jeremy Fischer of Camarillo didn't take many jumps enroute to his first State title. Fischer, a senior,

closed out his State Meet career by clearing 7-0 on his first attempt. Charter Oak's Rich Pitchford also went 7-0 for the runnerup position, clearing it on his third attempt.

Fischer, who was second to Jeff Nedean of Los Angeles Monroe in 1993 and tied for fourth in 1992, played it safe by clearing the opening height of 6-4 in the Saturday final and then clearing 6-8 on his second attempt. He passed the next three heights and then made 7-0. Pitchford didn't miss at a height until 6-10, which he cleared on his second try. At seven feet, Pitchford missed two times and then cleared on his final attempt.



**JEREMY FISCHER**

Photo by Bill Leung, Jr.

Pitchford beat out two highly regarded seven-footers in Erik Nyberg (Mt. Whitney, Visalia), who was third at 6-11, and Art Lloyd (Eisenhower, Rialto), who passed at 6-9, and then didn't clear 6-10, and ended up in fifth at 6-8.

In Friday's prelims, Pitchford and Fischer had qualified 1-2 at 6-9 with Lloyd (6-9) third and Nyberg (6-9) fourth.

Fischer entered the meet with the second-best high jump mark in the state ever with a best of 7-4. Only Maurice Crumby (Balboa, San Francisco) had gone higher, with his 7-4 1/2 in 1983. Lloyd came in with a 7-2 best.

Preliminaries: 1Q. Pitchford 6-9, 2Q. Fischer 6-9, 3Q. Lloyd 6-9, 4Q. Nyberg 6-9, 5Q. Roby 6-8, 6Q. Bond, Schuler & Johns 6-8, 9. Leonard 6-8. Non-qualifiers: Michael Wilkins (11) Red Bluff 6-6, James Nieto (12) Valley 6-6, David Larson (11) Stockdale 6-8 (lost jumpoff with Leonard), James Lincoln (12) Birmingham 6-4, Matt Hurd (10) Antioch 6-2, Saleem Mahdi (10) Pittsburg 6-4, Neil Lahey (12) No Monterey 6-6, Jason McGinnis (12) Chico 6-2, Nate Foreman (12) Bonita Vista 6-2, Eric Neumann (12) Wilcox 6-4, John Fermquest (12) St. Francis 6-4, Keith Friday (11) Dorsey 6-2, Ronald Stewart (11) Gardena 6-7. No mark: Thanh Nguyen (12) Mt. Carmel, Troy Langley (12) Canyon, Anaheim; Calvin Chanemany (11) McAteer. No show: Titus Irvin (10) Oakland, Oscar Hammons (12) Monte Vista.

## Finals:

National Record: 7-5 1/4 Dothel Edwards (Athens, GA) 1984. State Meet: 7-3 1/4 Lee Balkin (Glendale) 1979.

1. Jeremy Fischer (12) Camarillo	7-0
2. Rich Pitchford (12) Charter Oak	7-0
3. Erik Nyberg (12) Mt. Whitney	6-11
4. Jerrod Johns (11) Vallejo	6-9
5. Art Lloyd (12) Eisenhower	6-8
6. Jeff Bond (12) Piedmont	6-8
7. Pat Leonard (11) Piner	6-6
8T. Gary Schuler (12) Folsom	6-6
8T. Jon Roby (11) Corcoran	6-6

## Pole Vault

The pole vault was as tough as ever with nine qualifiers topping 15 feet in Friday's Prelims.

In Saturday's Final, Scott Slover (Leland, San Jose) captured his second consecutive State meet title with a 16-10 performance. It was the best State meet pole vault mark since Anthony Curran (Crespi) went 17-0



**SCOTT SLOVER**

Photo by Bill Cockerham

1/4 in 1978, which is the State record. Slover won last year's meet at 16-2.

Borya Orloff (St. John Bosco) and Robbie Weighall (Highland, Bakersfield) tied for second at 16-6 behind Slover. Esa Sallinen (Burrroughs, Burbank), who is a foreign exchange student, was fourth at 15-10.

In the Prelims, Orloff qualified at the #1 spot with a 15-4 mark. Ben Stark (Porterville) and Slover tied for second. Sallinen was fourth (15-4) and Rene Loraine (Petaluma) fifth (15-0). Wieghall, Bevan Hart (Christian Brothers, Sacramento) and Mike Brown (Torrey Pines, Del Mar) tied for sixth.

That set up an exciting final. Slover nearly went out at 15-10, missing his first two attempts at that height. Five vaulters were left when the bar was raised to 16-2. That height eliminated Brown and Stark, leaving

continued next page...



# CIF / California State Meet

Weighall, who had placed second behind Slover in 1993, Slover, and Orloff. Weighall cleared 16-2 on his third attempt, Slover on his first and Orloff on his third. At 16-6, Weighall and Orloff cleared on their first attempts, but Slover needed two. At 16-10, no one could clear the height except Slover.

**Preliminaries:** 1Q. Orloff 15-4, 2Q. Stark & Slover 15-4, 4Q. Sallinen 15-4, 5Q. Loraine 15-0, 6Q. Weighall, Hart, Brown 15-0, 9Q. Truman 15-0. Non-qualifiers: Daniel Shimooka (11) San Pasqual 14-4, Jeff Beam (12) Los Banos 14-4, Dan Frese (12) Clovis 14-0, Cade McNown (12) San Benito 15-0, Chris Scatena (12) Leland 14-0, Corby Wright (11) Bear Creek 14-0, Mike Rothling (12) Castro Valley 13-8, Matt Poirier (12) Mt. Carmel 13-4, Tim Taylor (12) Acalanes 14-8, Brian Acevedo (11) Belmont 14-0, Chell Wobig (12) El Camino Real 13-8, Paul Kokorowski (12) El Camino Real 14-0, Dan Jansen (12) Yreka 13-4. No height: Benjamin Egg (12) Barstow, Calvin Chane-many (11) McAteer, Brian Ratto (12) College Park, John Bain (12) Foothill.

## FINAL RESULTS

**National Record:** 17-9 1/2 Joe Dial (Marlow, OK) 1981. **State Meet:** 17-0 1/2 Anthony Curran (Crespi) 1978.

1. Scott Slover (12) Leland 16-10
2. Borya Orloff (12) St. John Bosco 16-6
- Robbie Weighall (12) High, Bkld 16-6
4. Esa Sallinen (12) Burr, Burbank 15-10
5. Ben Stark (12) Porterville 15-10
6. Mike Brown (11) Torrey Pines 15-6
7. Jeff Truman (12) Covina 15-2
8. Rene Loraine (11) Petaluma 14-8
9. Bevan Hart (11) Chris. Bros. 14-2

## Long Jump

Tyree Washington (La Sierra, Riverside) advanced as the #1 qualifier out of Friday's Prelims with a 23-2 mark over Danny Haag (Granada Hills, LA Section), who went 22-11 3/4, in qualifying. Favorite Jamal Chase (Quartz Hills) was the third qualifier (22-11).

The biggest surprise in Saturday's Finals was the early departure of Chase who fouled his first three attempts, not making the cut for the final seven. Chase,

who was attempting a double victory in the long and triple jumps, ranked 10th nationally with his 24-2 1/4. Jesus Reyes (Chino), 24-2 1/4, who competed through to the Masters meet, and Steve Amundson (Tulare) were the only other Californians to rank among the top 15 in the nation.

Washington, a junior, had to sweat it out in Saturday's Finals, after losing a first-round lead to Art Lloyd (Eisenhower). Lloyd went 23-7 1/4 in the second round, besting Washington's 23-5. Lloyd upped the ante a bit to 23-8 1/2 on his fourth attempt. In the fifth round, Washington resumed the lead with a 23-9 1/4 attempt and was helped along with a 4.72 meter per second wind. Lloyd fouled on his fifth and



**TYREE WASHINGTON**

Photo by Bill Cockerham

sixth attempts, keeping in possession of second place.

On his sixth attempt, Chris Ferreira (Oak Ridge) vaulted from fifth place into third with a 23-7 attempt. Ferreira was sitting behind Fred Jackson (Piedmont Hills), who had gone 23-2 3/4 on his second attempt. Ferreira fouled his first two attempts and his fourth and fifth ones, leaving him with a best of 23-1 1/4, which he did on his third. His last minute, down-to-the-wire 23-7 jump left him in third with Haag not improving in the sixth round. Haag was fourth (23-4 3/4) and Jackson stayed in fifth.

Washington's mark was the shortest winning State meet jump since 1980, when Charles Mayfield (Muir) went 23-4 3/4. It was only the third time in the past 35 years that the winning jump was under 24 feet.

**Preliminaries:** 1Q. Washington 23-2, 2Q. Haag 22-11 1/4, 3Q. Chase 22-11, 4Q. Ferreira 22-9 3/4, 5Q. Lloyd 22-9 1/2, 6Q. 22-7 1/2, 7Q. Atkins 22-7, 8Q. Powell 22-7, 9Q. Jackson 22-6. Non-qualifiers: Jeff Nord (12) Los Altos 21-5, Majaliwa McKeaver (11) Ramona 21-9, Amar Brisco (11) Washington 22-4, Adam Powell (12) McAteer 22-4 1/2, Robert Kyle (11) Los Banos 21-11 1/2, James Lincoln (12) Birmingham 21-4, Maurice White (12) Helix 22-5, Sherman Cleophus (12) University City 21-1 1/2, RJ James (12) Edison 22-3, Shawn Pittman (11) McClatchy 21-7 1/2, Dion Black (12) Clovis 22-6, Remo Wmnyikuu (12) Berkeley 22-1 1/2, Clifton Ma (12) Las Lomas 21-6, DeShawn Williams (12) James Logan 21-11 3/4, Kevin Oates (11) Castro Valley 20-11 1/2, Eddie Tracy (12) Pleasant Valley 19-9, Hassani White (11) McClymonds 21-8. Scratched: Jeremy Fischer (12) Camarillo.

## FINAL RESULTS


**National Record:** 26-4 3/4 James Stallworth (Tulare, CA) 1989. **State Meet:** 26-4 3/4 James Stallworth (Tulare, CA) 1989.

1. Tyree Washington (11) La Sierra 23-9 1/4
2. Art Lloyd (12) Eisenhower 23-8 1/2
3. Chris Ferreira (11) Oak Ridge 23-7
4. Danny Haag (12) Granada Hills 23-4 3/4
5. Fred Jackson (11) Pied Hills 23-2 3/4
6. Ronald Powell (12) Carmel 22-10 1/4

7. TJ Atkins (12) Clovis West 22-4
8. Jason Boyce (12) CoDel Mar 22-2 1/2
- Jamal Chase (12) Quartz Hill Fouls

## Triple Jump

Favorite Von Ware (Rancho Buena Vista) clinched his first State meet title with a 50-6 effort in Saturday's Finals. Ware, a senior, fin-



**VON WARE**

Photo by Bill Cockerham

ished second in the 1993 edition of the State meet to Marina's Tony Parish, who became a two-time champion with his victory over Ware.

This season, Ware stormed through the competition with a 52-0 best at the CIF San Diego finals, which made him the #8 triple jumper in the State all-time. The mark was also the second-best one in the nation entering the State meet.

In Friday's prelims, Ware qualified at 50-10 1/4, more than a foot over #2 qualifier Jamal Chase (Quartz Hill), who went 49-4 3/4. Myron McClure (Rowland) qualified in the third position (49-3 1/4).

In the final, Chase erupted with an outdoor personal record 49-11 on his first attempt for the lead with Ware



# CIF / California State Meet

going 48-1 1/2, which put him in third behind Ty Anderson (Long Beach Poly), 48-2. The next round, Ware got his winning jump with his 50-6. Chase managed 49-10 on his second attempt.

The top three places didn't change after that. Chuck Bishop (Taft) finished fourth (47-7 3/4) and Leroy Parham (Rancho Bernardo) was fifth (47-5 1/4). Bishop had a best of 49-10 going into the State meet.

Chase's 49-11 was a big p.r., considering he had notched a one-inch p.r. with his 49-4 3/4 in qualifying. Chase, who suffered from a sore hamstring during the latter part of the season, as an indoor p.r. of 49-3.

**Preliminaries:** 1Q. Ware 50-10 1/4, 2Q. Chase 49-4 3/4, 3Q. McClure 49-3 1/4, 4Q. Mitchell 48-11 1/4, 5Q. Bishop 48-0 3/4, 6Q. Turner 47-11 3/4, 7Q. Steward 47-8, 8Q. Anderson 47-2, 9Q. Parham 47-1 3/4. Non-qualifiers: Joshua Leng (12) O'Dowd 46-6 1/4, Neil Laney (12) N. Monterey 46-1 1/4, Robert Macias (12) San Benito 46-10 1/2, Anthony Leyba (12) Edison 46-9, Rasheed Abdullah (11) James Logan 44-10 1/2, Peter Slater (10) Pleasant Vly 44-8 1/4, Mark Karlstad (12) Oakmont 44-3 3/4, Gary Smith (11) James Logan 44-6, Andre Wallace (12) Jordan 43-6 3/4, Sal Grewal (12) Irvington 44-3 1/2, James Lincoln (12) Birmingham 44-2, Ryan Pierce (10) Bakersfield 42-9, Tyrone Allen (11) Oakland 42-4 1/2, Koble Roberts (11) McAteer 41-9 1/2. Scratched: Tyon Baker (12) Jordan & Chris Ferreira (11) Oak Ridge. Fouled: Eric Stallings (12) Bellamine & Carl Hampton (12) LBPoly.

## FINAL RESULTS

**National Record:** Charles Mayfield (Muir, Pasadena, CA) 1980. **State Meet:** Ken Frazier (Mission, SF) 1981.

- |                                  |          |
|----------------------------------|----------|
| 1. Von Ware (12) RBVista         | 50-6     |
| 2. Jamal Chase (12) Quartz Hill  | 49-11    |
| 3. Ty Anderson (10) LB Poly      | 48-2     |
| 4. Chuck Bishop (12) Taft        | 47-7 3/4 |
| 5. Leroy Parham (12) RBern       | 47-5 1/4 |
| 6. Reggie Mitchell (12) Swtwater | 47-3 1/2 |
| 7. Ronald Steward (11) Gard      | 47-1     |
| 8. Mike Turner (11) Morningside  | 46-10    |
| 9. Myron McClure (12) Rowland    | 46-4 1/4 |

## Shot Put

The competition for the top three places was tight. Chris DeMartini (St. Ignatius, San Francisco) got the nod, however, pulling out a 58-11 1/2 mark on his sixth throw for his victory. DeMartini had a Central Coast Section mark of 55-5 and a season-best of 61-1/2 coming into the meet.

Wade Tift (Newport Harbor, Newport Beach), who had gone 61-6 at his league finals (Sea View), managed 58-8 1/4 for second. He beat out Jeremy Lingefelter (Claremont), who actually led the field until the final round. Lingefelter, a junior, is the brother of the 1993 champion, Tyson Lingefelter, who won at 60-9 1/2 last season. Tift was fourth in 1993 at 57-2.

In Friday's Prelims, Tift had led all qualifiers at 57-8. TD Martin (Madera) was second (57-6 1/4), Phil Fonua (Mira Costa, Manhattan Beach) was third (57-4 1/2) and Lingefelter fourth (56-10 1/2). DeMartini was back in fifth (56-8 1/2).

Saturday, in the Finals, Tift led the first round with a 58-3 1/2 effort. Lingefelter snatched the lead out of Tift's hands when he put 58-7 3/4 in the next round. Nobody went over 58 feet until the fourth round where Tift's throw was 58-1 3/4. DeMartini, who had a best of 57-3 in the fourth round, moved into third with a 58-1 on his fifth attempt.

It was in the sixth round

that the lead changed hands. DeMartini clinched first with his 58-11 1/2 and Lingefelter, Fonua and Martin all fouled, leaving Tift to move into second with a 58-8 1/4. Martin, who is just a sophomore, finished sixth.

The shotput made history of sorts. It was the first time since 1959 that the winning shotput mark was under 60 feet.



**CHRIS DeMARTINI**

*Photo by Bill Cockerham*

**Preliminaries:** 1Q. Tift 57-8, 2Q. Martin 57-6 1/4, 3Q. Fonua 57-4 1/2, 4Q. Lingefelter 56-10 1/2, 5Q. DeMartini 56-8 1/2, 6Q. Cate 54-11 1/4, 7Q. Warren 54-10, 8Q. Hammond 54-10, 9Q. Staat 54-8. Non-qualifiers: Brian Tade (12) El Camino Real 52-6 1/2, Coleman Johnson (12) Riverside Poly 53-5 1/2, Hosea Nelson (11) St. Ignatius 52-11 1/4, Damon Blechen (12) Agoura 53-3, Brad Hisey (12) Fallbrook 51-2 3/4, Joe Borges (11) Elk Grove 51-10 1/4, Frank Diaz (12) Santana 51-11 1/2, Drew Anderson (12) Monte Vista 50-7 3/4, Brian Chase (9) Rincon Valley Jr. High 50-7 3/4, Marc Matock (12) Palma 52-11, Zach Wirth (12) Woodland 49-2, John Zukoski

(12) California 51-11, Aaron Towne (11) coming 52-0 1/4, Michael Curry 91-1 Marshall 49-5, Jeff Macrea (10) El Camino Real 49-2 1/4, Steve Parker (9) McAteer 47-4 1/2, Phillip Dawson (12) Oakland Tech 40-6 1/2. No show: Paul Gagnon (12) Claremont.

## FINAL RESULTS

**National Record:** 77-0 Michael Carter (Dallas, TX) 1979. **State Meet:** 74-4 3/4 Brent Noon (Fallbrook) 1990.

- |                                  |           |
|----------------------------------|-----------|
| 1. Chris DeMartini (12) St. Ign  | 58-11 1/2 |
| 2. Wade Tift (12) Newport Harbor | 58-8 1/4  |
| 3. Jeremy Lingefelter (11) Clare | 58-7 3/4  |
| 4. Phil Fonua (11) Mira Costa    | 57-4 1/4  |
| 5. Chris Cate (12) Casa Roble    | 55-11     |
| 6. JD Martin (10) Madera         | 55-6 3/4  |
| 7. Ihsan Warren (12)             | 54-11 1/2 |
| 8. Jeremy Staat (12) Bkfld       | 52-2 1/4  |
| 9. Jason Hammond (10) Fowler     | 51-4 3/4  |

## Discus Throw

Chris DeMartini (St. Ignatius, San Francisco) had the longest throws of the year, but Jeremy Staat (Bakersfield) is the one who came up with the State Meet title.

DeMartini had a best of 195-6 entering the State Meet, which was the #2 mark in the nation, while Staat had thrown 185-2.

In Friday's Prelims, Staat had the No. 1 qualifying mark at 183-8 with DeMartini No. 2 at 180-0. Billy Bush (Downey, Sac-Joaquin Section) qualified a surprising third at 179-9, coming close to the 180 foot barrier.

Bush, a junior, had come in with a section mark of 162-8. Kari Hamalainen (Mariposa) had beaten Bush in the section with a 176-8, which was the fourth best mark of all the sections throwers, but here was Bush qualifying ahead of Hamalainen.

In the final, DeMartini jumped out to an early lead, notching a 178-2 mark to Staat's 171-11. Ihsan War-

STAY INFORMED . . . SUBSCRIBE TO **CALIFORNIA TRACK NEWS** TODAY!



# CIF / California State Meet

ren (St. Mary's) was in third (163-4). In the second round, Warren upped his mark to 168-2 and Hamalainen moved into fourth with a 167-6, but the lead didn't change hands.

In the third round, Staat grabbed the lead from DeMartini with a 183-7 effort. Hamalainen moved into third with a 170-11 in the fourth round, but the first three places didn't change after that.

Staat got his best throw in the fifth round, going 183-8. DeMartini finished with his

178-2 and Hamalainen was third. Warren (168-2) and Buddy Brown (El Camino) rounded off the next two places. Bush actually finished seventh (162-3).

Staat, a senior, became the third boys' athlete from Bakersfield High School to win State meet discus titles. Derrick Stevens won in 1989 and Jeff Buckley won back-to-back titles in 1991-92.

Staat came a long way during the season. In the Arcadia Invitational in early April, he placed 12th in the boys'

Invitational discus throw at 161-11. DeMartini was fifth in that meet (178-7).

**Preliminaries:** 1Q. Staat 183-8, 2Q. DeMartini 180-0, 3Q. 179-9, 4Q. Hamalainen 176-0, 5Q. Brown 171-5, 6Q. Warren 171-3, 7Q. Jones 169-11, 8Q. Boswell 168-7, 9Q. Bodholdt 168-1. Non-qualifiers: Coleman Johnson (12) Riverside Poly 168-1, JD Martin (10) Madera 162-0, Steve Gonzales

Blutreich (Capo Vly) 1985 & Rob Powell (Redwood) 1990.

1. Jeremy Staat (12) Bakersfield 183-8
2. Chris DeMartini (12) St. Ignace 178-2
3. Kari Hamalainen (12) Mariposa 170-11
4. Ihsan Warren (12) St. Mary's 168-2
5. Buddy Brown (12) El Camino 164-9
6. Chad Jones (11) Arroyo Grande 162-7
7. Billy Bush (11) Downey 162-3
8. Chuck Boswell (12) W. Bkld 158-9
9. Jeff Bodholdt (12) Irvine 143-6



JEREMY STAAT

Photo by Bill Cockerham

## TRACK & FIELD NEWS

### "Everything for Track and Field Athletics"

Since 1948, Track & Field News has been the major source of periodicals, books, films, and other merchandise and equipment to the athletics world. Write today for our complete catalog.

• **TRACK & FIELD NEWS.** With subscribers in more than 60 countries, T&FN is the standard of accuracy and completeness for reporting of U.S. and worldwide track and field athletics. Published monthly.



• **TRACK TECHNIQUE.** Now resumed as a quarterly under the auspices of USA Track & Field, Track Technique has been one of the sport's major technical publications since 1960.

• **BOOKS.** Our publishing division, Tafnews Press, is the world's major publisher of track books. Write for free booklist.

• **TOURS.** Popular sports tours since 1952. Write for information about tours to the Olympics, Olympic Trials, World Championships, etc.

#### TRACK & FIELD NEWS

2570 El Camino Real • Suite 606 • Mountain View, CA 94040 USA  
(415) 948-8188 • Fax (415) 948-9445

(12) Newport Harbor 161-8, Thomas Schmidt (11) Chino 155-1, Gordon Hovey (11) Monta Vista 161-3, Ryan Neufeld (12) Live Oak 136-9, Brad Hisey (12) Fallbrook 157-3, Solomon Kalihiwa (12) Jesuit 164-3, Eric Tierney (12) Orange Glen 149-6, Jon Paxton (12) Moreau 156-0, Rick Cook (12) Newark Memorial 146-9, Dave Spitz (11) Monte Vista 141-1, Steve Parker (9) McAteer 138-2, Phillip Dawson (12) Oakland Technical 124-10. No mark: Wade Atterberry (12) Las Plumas, Anthony Cady (12) Birmingham, Mauro Navarro (110) Birmingham, David San Vicente (11) Birmingham.

#### FINAL RESULTS

**National Record:** 224-3 Kamy Keshmiri (Reno, NV) 1987. **State Meet:** 203-4 Brian

### Team Scores:

1. Muir, Pasadena 36
2. Redlands 20
- San Diego 20
4. St. Ignatius 18
5. Hart 16
6. Eisenhower, Rialto 14
- Jesuit, Carmichael 14
8. Morningside 8
- El Camino 8
- Nogales 8



# CIF / California State Meet

## GIRLS

### 100 Meters

The United States leader is senior Aspen Burkett (East, Denver, Colorado) at 11.39 (made at an altitude above 1,000 meters). The California leader is junior Andrea Anderson (Long Beach Poly) at 11.57.

**Heat 1:** The top three qualifiers in the heat from the section final meets were junior Heather Sumpter (Muir, SS) 11.78; senior Bisa Grant (Bishop O'Dowd, NCS) 11.89; and senior Jamie Sims (Etiwanda, SS) 11.92.

(w +1.25 meters per second) 1Q. Sumpter 11.58, 2Q. Grant 11.87, 3Q. Sims 11.92, 4. Akiba McKinney (9) Monte Vista 12.32, 5. Tonya Adams (10) Dixon 12.50, 6. Dreshionda Broadway (10) Gardena 12.54, 7. Annie Pogue (9) Del Mar 12.56, 8. Ayonna Hendrix (11) Tulare Western 12.58, 9. Natasha Walton (12) Washington 12.70.

**Heat 2:** The top three qualifiers for this heat were junior Aminah Haddad (Long Beach Poly, SS) 11.69; junior Kelli White (James Logan, NCS) 11.87, and senior Michelle Reid (Folsom, SJS) 12.00. Haddad won in 11.63 (nwi). White was second in 11.97. Reid was a non-qualifying seventh in 12.59.

1Q. Haddad 11.63, 2Q. White 11.97, 3. Aisha Wallace (11) Skyline 12.38, 4. Karen Garner (12) Kearny 12.46, 5. Kim Hay (12) Los Gatos 12.48, 6. Capricia Thompson (10) Clovis 12.54, 7. Michele Reid (12) Folsom 12.59, 8. Latarya McCarthy (12) Gardena 12.86, 9. Tracy Turner (11) West Valley 12.98.

**Heat 3:** The top four qualifiers for this heat were freshman Zhauntel Holman (Valley, SJS) 11.69; junior Andrea Anderson (Long Beach Poly, SS) 11.81; junior Kunesha Miller (Morse,

SD) and junior Madinah Ali (Canyon Springs, SS) 12.05.

Anderson won in 11.77 (+0.48). Ali placed second in 12.04, Holman was third in 12.11 and Miller was fourth in 12.17.

(w +0.48) 1Q. Anderson 11.77, 2Q. Ali 12.04, 3Q. Holman 12.11, 4Q. Miller 12.17, 5. Nequela Goods-Guidry (12) James Logan 12.34, 6. Tinika McThomas (12) El Camino Real 12.42, 7. Kathy Gross (9) Independence 12.80.

#### Final:

This was an extremely close race, as only one one-hundredth on a second separated the first two runners. Sumpter won the final in 11.69 (+1.24). Haddad placed second in 11.70. White, who had been the victim of a face slashing that required 300 stitches during the week of her league meet, was third in 11.93. White is the daughter of Pittsburg coach Willie White (Jefferson, Los Angeles 1956), who won the 1956 state meet 100 yard dash. Her mother Debbie Byfield was a member of the 1972 Jamaican Olympic 4 x 100 team. Anderson did not run, because she injured herself in the trials of the 200 meters on Friday.

"I came here just wanting to medal," Kelli White said to Damin Esper (Contra Costa Times). "I don't think I have my turnover anymore. Not since the week off (because of the attack)."

"If she got back this far, I'm pretty pleased," Willie White said. "To me, she hung through it all."

Kelli White also found out this week that she has been running for the past year with a broken bone in her left

foot. She will have surgery on the foot after the Golden West meet.

#### FINAL RESULTS

**National Record:** 11.14 Marion Jones (Thousand Oaks) 1992. **State Meet:** 11.14 Marion Jones (Thousand Oaks) 1992.

1. Heather Sumpter (11) Muir	11.69
2. Aminah Haddad (11) LB Poly	11.70
3. Kelli White (11) James Logan	11.93
4. Bisa Grant (12) Bishop O'Dowd	12.10
5. Jaime Sims (12) Etiwanda	12.11
6. Kunesha Miller (11) Morse	12.22
7. Madinah Ali (11) Cyn Sprgs	12.24
Andrea Anderson (11) LB Poly	DNR
Zhauntel Holman (9) Valley	DNR



HEATHER SUMPTER

Photo by Kirby Lee

### 200 Meters

The United States leader is junior Aminah Haddad (Long Beach Poly) at 23.23.

**Heat 1:** The top three qualifiers for this heat were junior Aminah Haddad (Long Beach Poly, SS) 23.45; junior Heather Sumpter (Muir,

SS) 24.26; and junior Kelli White (James Logan, NCS) 24.28.

Haddad won in 23.72 (+0.92). Sumpter placed second in 24.01, and White was third in 24.43. Senior Veronica Woods (Independence, CCS), who had the sixth fastest qualifying time of 25.17, finished fourth in 24.99 and qualified for the final.

1Q. Haddad 23.72, 2Q. Sumpter 24.01, 3Q. White 24.43, 4Q. Woods 24.99, 5. Akiba McKinney (9) Monte Vista 25.24, 6. Rochelle Hogans (12) Downey 25.37, 7. Katina Morris (10) McLane 25.55, 8. Tinika McThomas (12) El Camino Real 25.70, 9. Katie Jasmer (10) Anderson 25.92.

**Heat 2:** The top three qualifiers for this heat were senior Latasha Gilliam (Pittsburg, NCS) 23.62; junior Andrea Anderson (Long Beach Poly, SS) 24.03; and junior Kunesha Miller (Morse, SDS) 24.49.

Gilliam won in 23.92 (nwi). Anderson placed second in 24.58, but injured her thigh in the process. Gilliam said she heard Anderson screaming around the turn. Miller finished a non-qualifying fourth in 25.19.

"My season is through," said Anderson to Eric Shepard (Los Angeles Times). "My thigh muscle tightened up on the curve, and I just hung in to finish the race."

"I've been worrying about this day for several weeks," said Don Norford, Poly's coach. "We've really been watching her injury and taking things easy. I thought it had been healing. It's unfortunate. It definitely changes the team race. We're certainly going to lose a lot of points."

1Q. Gilliam 23.92, 2Q. Anderson 24.58, 3. Reyna Goodwin (12) Skyline 25.18, 4.

continued next page...



# ClF / California State Meet

Kunesha Miller (11) Morse 25.19, 5. Tricia Jacento (12) Washington 25.35, 6. Sylvia Pieslak (11) Menlo-Atherton 25.50, 7. Joniquenett Maker (12) Luther Burbank 25.57, 8. Nikelola Balogun (9) Westchester 25.95, 9. Tyna Ryna (11) Roosevelt 26.60.

**Heat 3:** The top three qualifiers for this heat were junior Keisha Backus (Wilson, Long Beach, SS) 23.65; freshman Zhauntel Holman (Valley, SJS) 24.16; and junior Tori Edwards (Pomona, SS) 24.72.

Backus won in 23.79 (-0.84). Edwards placed second in 24.68. Sophomore Shavonne Jennings (Woodside, CCS), who had the fourth best qualifying time at 24.87, was third in 25.09. Holman did not run.

1Q. Backus 23.79, 2Q. Edwards 24.68, 3Q. Jennings 25.09, 4. Tamika Brown (12) Ft. Bragg 25.17, 5. Lana Garner (10) Morse 25.39, 6. Latarya McCarthy (12) Gardena 25.90, 7. Keyshay Thomas (12) Roosevelt 26.01, 8. Noretta Seals (9) Washington 27.18. Holman DNR.

## Final:

Backus won in 23.21 (+1.37), the fastest time in the nation this season. Her previous season best was 23.42. Haddad, who is #2 in the nation at 23.23, placed second in 23.37. Gilliam, who had won the 400 meters that started at 4:48 p.m. in 53.93, was third at 23.76. The 200 final was scheduled for 5:40 p.m., so Gilliam had only a 51 minute recovery period. Anderson, who re-injured her hamstring in the trials, did not run in the final.

"I was trying to redeem myself," Backus said to Frank Burlison (Press-Telegram). "It (the false-start in the 100 meters at the Southern Section Division I meet two weeks ago) has really bothered me but when I woke up this morning, I knew I had to let it go.



**KEISHA BACKUS**

*Photo by Bill Cockerham*

People were saying I couldn't run under pressure. I knew she (Haddad) was going to come after me on the turn. I never felt comfortable until I'd crossed the finish line and knew I had won."

"I felt good about that race," Gilliam said to Damin Esper (Contra Costa Times). "I knew if I didn't get on top out of the turn, I probably wouldn't catch them."

"In that kind of competition, it's set coming out of the turn," Pittsburg coach Willie White said. "Unless somebody can't hold it. But Backus was determined to hold it."

## FINAL RESULTS

**National Record:** 22.67 Marion Jones (Thousand Oaks) 1992. **State Meet:** 22.71 Marion Jones (Thousand Oaks) 1992.

- |                                   |       |
|-----------------------------------|-------|
| 1. Keisha Backus (11) LB Wilson   | 23.21 |
| 2. Aminah Haddad (11) LB Poly     | 23.37 |
| 3. Latasha Gilliam (12) Pittsburg | 23.76 |
| 4. Heather Sumpter (11) Muir      | 23.87 |
| 5. Kelli White (11) James Logan   | 23.96 |
| 6. Tori Edwards (11) Pomona       | 24.52 |
| 7. Veronica Woods (12) Indep      | 25.03 |
| 8. Shayonne Jennings (10) Wood    | 25.66 |
| (w +1.37)                         |       |



**LATASHA GILLIAM**

*Photo by Bill Cockerham*

## 400 Meters

The United States leader is senior Monique Hennagan (Spring Valley, Columbia, South Carolina) at 52.41. The California leader is senior Latasha Gilliam (Pittsburg) at 54.28.

**Heat 1:** The top three qualifiers for this heat were senior Latasha Gilliam (Pittsburg, NCS) 55.32; junior Vicki Anwurl (Bishop Montgomery, SS) 56.03; and junior Sylvia Pieslak (Menlo-Atherton, CCS) 56.13.

Gilliam won in 55.24. Anwurl placed second in 55.80. Sophomore Crystal Miles-Threat (Bishop O'Dowd, NCS), who qualified in 56.85, was third in 56.13. Pieslak was a non-qualifying fifth in 57.21.

1Q. Gilliam 55.24, 2Q. Anwurl 55.80, 3Q. Miles-Threat 56.13, 4. Pam Simpson (11) LB Poly 56.23, 5. Sylvia Pieslak (11) Menlo-Atherton 57.21, 6. Katina Morris (10) McLane 57.49, 7. Nidelola Balogun (9) Westchester 58.19, 8. Nicole Dufresne (11) Beyer 58.69, 9. Sabrina Edge (10) Rancho Buena Vista) 59.76.

**Heat 2:** The top three qualifiers for this heat were sophomore Lana Garner (Morse, SDS) 55.48; sophomore Martina Ze (Livermore) 55.88; and senior Joranda White (Morningside, SS) 56.05.

White won in 55.11. Ze placed second in 55.49, and Garner was third in 55.99.

1Q. White 55.11, 2Q. Ze 55.49, 3Q. 55.99, 4. Nadine Donaldson (11) Valley 57.50, 5. Myrsha Kirtman (9) Lowell 58.92, 6. Keyshay Thomas (12) Roosevelt 59.03, 7. Tisha Ponder (10) Del mar 59.88, 8. Traci Anderson (12) Yreka 1:00.25.

**Heat 3:** The top three qualifiers for this heat were senior Africa Williams (Valley, SJS) 55.54; freshman Malika Edmonson (St. Bernard, SS) 55.66; and freshman Veronica Carter (Cajon, SS) 56.67.

Edmonson is the daughter of Warren Edmonson and Barbara Ferrell, the USC woman's coach.

Senior Angela Harris (Skyline, OS), the Oakland Section champion in 56.70, won in 54.40. The times in the Oakland Section are slower than some of the other sections, because there are only six high schools competing. Thus it throws off the seeding in the races.

Edmonson placed second in 54.60. Williams was third in 54.96. Carter finished a non-qualifying fifth in 56.43.

1Q. Harris 54.40, 2Q. Edmonson 54.60, 3Q. Williams 54.96, 4. Veronica Woods (12) Independence 56.15, 5. Veronica Carter (9) Cajon 56.43, 6. Brandee Grant (9) Holy Names 56.90, 7. Drisana Carey (9) University 57.59, 8. Stephanie Castillo (10) Crenshaw 58.72.

## Final:

Gilliam led at 200 meters in 24.8. Harris closed on the stretch, but Gilliam had another gear. Gilliam, who placed second in the 1992

*continued next page...*



# CIF / California State Meet

state meet, won in 53.93, the second fastest time in the nation. Harris, who won the 1993 state meet 300 low hurdles, placed second in 54.19. White was third in 54.71.

Gilliam has accepted a scholarship to Liberty.

"He (Pittsburg coach Willie White) told me to run the first 150 hard," Gilliam said to Damin Esper (Contra Costa Times). "Maintain that speed and then when I wanted to kick--go."

"I'm proud of myself," Gilliam said. "I deserved it, and I got exactly what I wanted. I've been running for so long. I'm so happy."

"It broke the rest of them," White said of Gilliam's fast start. "They all want to come here and see who's the fastest. That strategy had to change a little bit."

"I never did that before," Gilliam said. "(White) knows what he's talking about. I've learned so many things. Getting the new coaches helped me a lot."

White said Gilliam going out fast forced the other runners to push harder in the early going. By the time they came out of the final turn, only Harris had a shot at Gilliam.

"But she couldn't quite catch her," said White.

"I'm usually blase through the first part," Gilliam said. "But you can't come back on those runners."

## FINAL RESULTS

**National Record:** 52.39 Denean Howard (Kennedy, Granada Hills, CA) 1980.  
**State Meet:** 52.39 Denean Howard (Kennedy, Granada Hills, CA) 1980.

1. Latasha Gilliam (12) Pittsburg 53.93

2. Angela Harris (12) Skyline	54.19
3. Joranda White (12) Morningside	54.71
4. Malika Edmonson (9) St. Bern	54.85
5. Africa Williams (12) Valley	55.22
6. Vicki Anwurl (11) Bish Montgy	56.11
7. Crys.Miles-Threat(10)O'Dowd	56.24
8. Martina Ze (10) Livermore	56.49
9. Lana Garner (10) Morse	57.09

## 800 Meters

The United States leader is junior Jawauna McMullen (Christ the King, Queen's, New York) at 2:08.35 (indoors). The California leader is junior Kristie Johnston (Central, Fresno) at 2:12.18.

**Heat 1:** The top three qualifiers for this heat were junior Tiffany Roberts (Carondelet, NCS) 2:12.30; sophomore Sherron Rhetta (Long Beach Poly, SS) 2:14.54; and sophomore Candace Miles-Threat (Bishop O'Dowd, NCS) 2:14.63.

Miles-Threat led at 400 meters in 1:05.5. Roberts won in 2:13.35. Freshman Angie Milner (Modesto, SJS), who ran 2:15.83 in the Sac-Joaquin Section, placed second in 2:14.55. Miles-Threat was third in 2:14.90, and Rhetta was fourth in 2:14.95.

1Q. Roberts 2:13.35, 2Q. Milner 2:14.55, 3Q. Miles-Threat 2:14.90, 4Q. Rhetta 2:14.95, 5. Brook Yerman (12) Paradise 2:16.35, 6. Angela Shea (11) Vista 2:16.53, 7. Meg Veeder (12) Los Gatos 2:21.49, 8. Kelly Robles (9) Bullard 2:22.20, 9. Melinda George (11) Chatsworth 2:23.21.

**Heat 2:** The top three qualifiers for this heat were junior Kristie Johnston (Central, CS) 2:12.18; junior Tiffany Boykin (Laguna Hills, SS) 2:13.83; and junior Pamela Richardson (Montgomery, NCS) 2:14.73.

Johnston led at 400 meters in 1:06.0. Johnston won in 2:11.06. Boykin placed second in 2:12.90.

Richardson was a non-qualifying fourth in 2:18.25.

"I like running with Kristie," Boykin said to Matt Farmer (Los Angeles Times). "She makes me faster. I am just going to run my hardest tomorrow and no matter what place that gets me, I'll be happy."

1Q. Johnston 2:11.06, 2Q. Boykin 2:12.90, 3. Betty Butler (10) Dorsey 2:15.88, 4. Pamela Richardson (Montgomery) 2:18.25, 5. Marla Pleyte (11) San Benito 2:20.15, 6. Rebecca Redon (11) Nevada Union 2:23.18, 7. Anna Rensi (12) Skyline 2:23.62, 8. Vanessa Hanley (11) University 2:25.45, Courtney Pugmire DNS.

**Heat 3:** The top three qualifiers for this heat were senior Ashley Monahan (Amador Valley, NCS) 2:12.96; senior Julie Koudelka (Edison, SS) 2:12.99;



**KRISTIE JOHNSTON**

Photo by Bill Cockerham

and freshman Stacey Murphy (Granite Hills, SD) 2:14.87.

Murphy led at 400 meters in 1:04.7. Monahan won in 2:13.28. Koudelka placed second in 2:13.85. Junior Tanya Andrews (Del

Campo, SJS), who ran 2:16.69 in the Sac-Joaquin Section, was third in 2:13.89. Murphy was a non-qualifying fifth in 2:19.51.

1Q. Monahan 2:13.28, 2Q. Koudelka 2:13.85, 3Q. Andrews 2:13.89, 4. Rachelle Loftus (9) Buchanan 2:16.16, 5. Stacey Murphy (9) Granite Hills 2:19.51, 6. Jenny Chipello (10) Van Nuys 2:20.53, 7. Katie Nuanes (9) Santa Margarita 2:20.68, 8. Laneisha McPherson (10) Silver Creek 2:20.90, 9. Alyssa Mellot (11) Lowell 2:26.45.

## Final:

Johnston led at 400 meters in 1:03.6. Johnston won in 2:09.98, the fastest time in California this season. Roberts placed second in 2:11.81, despite being sore from two days of hard workouts with the U.S. soccer team in Mission Viejo before the meet. Roberts is planning to graduate in January 1995, so that she can concentrate on making the U.S. women's soccer team. The World Cup for women is next summer. Roberts made the state meet in three events over the past three years. She made it in the long jump as a freshman and in the 400 as a sophomore. Monahan was third in 2:11.98.

"It would have been more difficult for me to stay in shape for soccer without track," Roberts said to Damin Esper (Contra Costa Times). "I focus on the sport I'm doing. I don't use, 'It's my secondary sport as an excuse for not winning.'"

"I saw her (Monahan) out of the corner of my eye," Roberts said. "I'm used to that. She's always right there. I just have a little burst of speed (that kept me in front of her)."

Roberts and Monahan

*continued next page...*



# CIF / California State Meet

played on the same club soccer teams in the past. Monahan will attend Brigham Young University this fall on a soccer scholarship.

## FINAL RESULTS

National Record: 2:04.5 Joetta Clark (Maplewood, NJ) 1980. State Meet: 2:04.91 Trena Hull (Compton) 1984.

1. Kristie Johnson (11) Central 2:09.98
2. Tiffany Roberts (11) Carondelet 2:11.81
3. Ashley Monahan (12) AmadVly 2:11.98
4. Julie Koudelka (12) Edison 2:13.57
5. Tanya Andrews (11) Del Campo 2:14.05
6. Angie Milner (9) Modesto 2:14.47
7. Tiffany Boykin (11) Laguna Hills 2:16.32
8. Cand. Miles-Threat (10) O'Dwd 2:16.35
9. Sherron Rhetta (10) LB Poly 2:17.75

## 1,600 Meters

The United States leader is senior Sarna Renfro (Belarmine Prep, Tacoma, Washington) at 4:46.85. The California leader is junior Elissa Riedy (Mission San Jose, Fremont) at 4:54.25.

**Heat 1:** The top five qualifiers for this heat were junior Elissa Riedy (Mission San Jose, NCS) 4:56.10; senior Christine Stավolone



ELISSA RIEDY

Photo by Bill Cockerham

(Presentation, CCS) 4:58.33; sophomore Deborah Bleisch (Silver Creek, CCS) 4:59.35; senior Carrie Garritson (Buena Park, SS) 5:01.90; sophomore Tina Bowen (San Ramon Valley, NCS) 5:02.99.

Riedy led at 400 meters in 1:10.3, 800 meters in 2:30.9 (1:19.6), and 1,200 meters in 3:47.7 (1:17.6). Riedy won in 4:57.33 (1:09.6). Stավolone placed second in 4:58.03. Bowen was third in 4:59.63. Junior Carrie Caulkins (Esperanza, SS), who ran 5:05.72 in the Southern Section, was fourth in 5:00.21. Bleisch was a non-qualifying sixth in 5:07.98. Garritson did not run. She probably decided to concentrate on the 3,200 meters where she had to face freshman sensation Julia Stamps (Rincon Valley Junior High, NCS).

"That girl (Stավolone) came up on me," said Riedy to Matt Maiocco (Oakland Tribune). "I wanted to win my heat."

1Q. Riedy 4:57.33, 2Q. Stավolone 4:58.03, 3Q. Bowen 4:59.63, 4Q. Caulkins 5:00.21, 5. Tracy Cohn (9) Stockdale 5:06.68, 6. Deborah Bleisch (10) Silver Creek 5:07.98, 7. Maggie Hurst (11) Sonora 5:12.21, 8. Ellen Muench (11) Temescal Cyn 5:12.35, 9. Jamie Herbst (12) Yreka 5:17.66, 10. Dani Coleman (12) Mission Bay 5:24.37, 11. Brooke Page (10) N. Hollywood 5:25.48, 12. Aida Rochin (11) Garfield 5:25.71.

**Heat 2:** The top five qualifiers for this heat were junior Claire Becker (Bonita Vista, SDS) 4:56.65; junior Mary Cobb (Santa Barbara), a transfer from Massachusetts, 4:58.65; junior Lori Riedy (Mission San Jose, NCS), the twin sister of Elissa, 5:00.07; junior Alison Lambert (Northgate, NCS) 5:01.30; and junior Courtney

Pugmire (Esperanza, SS) 5:04.07.

Senior Sherrie Donovan (Madera, CS), who ran 5:08.26 in the Central Section, led at 400 meters in 1:11.3 and at 800 meters in 2:27.9 (1:16.6). Becker led at 1,200 meters in 3:46.7. Cobb won in 4:58.83. Becker placed second in 4:58.84. Riedy was third in 4:59.03, and Pugmire was fourth in 4:59.59. Senior JoAnna Cerri (Downey, SJS), the teammate of discus thrower Suzy Powell, who ran 5:08.42 in the Sac-Joaquin Section, was fifth in 5:00.96.

1Q. Cobb 4:58.83, 2Q. Becker 4:58.84, 3Q. L. Riedy 4:59.03, 4Q. Pugmire 4:59.59, 5Q. Cerri 5:00.96, 6. Ann Baldelli (12) St. Ignatius 5:01.27, 7. Alison Lambert (11) Northgate 5:03.63, 8. Sherrie Donovan (12) Madera 5:08.49, 9. Genevieve Debose (12) Hamilton 5:10.22.

## Final:

Elissa Riedy and Pugmire led at 400 meters in 1:14.4 and at 800 meters in 2:32.2 (1:17.8). Cobb fell down at 900 meters. Elissa Riedy led at 1,200 meters in 3:47.3 (1:15.1). Elissa Riedy won in 4:54.28. She ran her last lap in 1:06.9. Becker placed second in 4:59.11. Cerri was third in 5:01.48.

"It (Cobb's fall) was scary to see," said Elissa Riedy to Victor Chi (San Jose Mercury News). "Lori (Riedy) was right there. I turned around and I couldn't believe it. I was going to stop and help my sister. It was a relief it wasn't Lori."

"It's not like it was easy," Riedy said to Matt Maiocco (Oakland Tribune). "I just wanted to go out and run my race. I felt pretty good."

## FINAL RESULTS


National Record: 4:39.4 Laura Matson

(Bloomfield, MI) 1985. State Meet: 4:39.92 Polly Plumer (University, Irvine, CA) 1982.

1. Elissa Riedy (11) MissSJose 4:54.28
2. Claire Becker (11) Bon Vista 4:59.11
3. JoAnna Cerri (12) Downey 5:01.48
4. Courtney Pugmire (11) Esper 5:01.74
5. Carrie Caulkins (11) Esper 5:02.05
6. Christine Stավolone (12) Pres 5:02.60
7. Lori Riedy (11) Mission S Jose 5:03.11
8. Mary Cobb (11) Santa Barb 5:07.09
9. Tina Bowen (10) San Ramon 5:14.05

## 3,200 Meters

The United States leader is senior Sarna Renfro (Belarmine Prep, Tacoma, Washington) at 10:19.5. The California leader is



JULIA STAMPS

Photo by Bill Cockerham

freshman Julia Stamps (Rincon Valley Junior High, Santa Rosa, NCS) at 10:26.6 (indoors converted). Stamps was the first U.S. finisher in the World Junior (under age 20) Cross Country Championships in Budapest, Hungary in March.

The top nine qualifiers for

continued next page...



# CIF / California State Meet

the final were Stamps 10:28.49; senior Carrie Garritson (Buena Park, SS) 10:45.52 (with a lifetime best of 10:28.21); sophomore Amy Haase (San Diego, SDS) 10:51.41; sophomore Kim Mortensen (Thousand Oaks, SS) 10:53.65; senior Sarah Dickerman (Del Campo, SJS) 10:53.84; sophomore Annie Ebner (St. Lucy's, SS) 10:53.91; senior Kim Nelson (Canyon, Anaheim, SS) 10:54.15; senior Gabriela Rodriguez (Oxnard, SS) 10:56.36; and freshman Kristen Gordon (Carondelet, NCS) 11:00.10.

Stamps won the final in 10:26.51, the third fastest time in the nation this season. Stamps splits: 1:11.9, 2:29.4 (1:17.5), 3:47.5 (1:18.1), 5:07.0 (1:19.5), 6:28.0 (1:21.0), 7:49.7 (1:21.7), 9:11.4 (1:21.7), 10:26.51 (1:15.1). Stamps is coached by Santa Rosa assistant coach Danny Aldridge (Petaluma 1975), who placed second in the 1975 state meet two-mile. Stamps will run for Santa Rosa next season. Gordon, second in the North Coast Section behind Stamps, kicked in for second in 10:51.24. Haase was third in 10:51.54.

"I was happy with the run, but not happy with the way I ran it," Stamps said to Brian Murphy (Santa Rosa Press Democrat). "It wasn't a smart race. I have to learn to be patient. But I'll learn. It was pretty neat, with the whole crowd and everything."

"(Carondelet coach) Helen (Lehman) has been telling

me, 'You need to take out your mile at a 5:20 pace,'" Gordon said to Damin Esper (Contra Costa Times). "I've always been afraid to do that because I was afraid I would get tired."

Gordon ran her first 1,600 in 5:20 and didn't run out of gas. She said she felt a "runner's high" over the last four laps.

"I felt really strong," she said. "I knew it was going to be a close race (for second)."

## FINAL RESULTS

National Record: 10:03.7 Erin Keogh (McLean, Langley, VA) 1987. State Meet: Cory Schubert (Del Mar, San Jose, CA) 1983.

1. Julia Stamps (9) RincVly Jr Hi	10:26.51
2. Kristen Gordon (9) Carondelet	10:51.24
3. Amy Haase (10) San Diego	10:51.54
4. Sarah Dickerman (12) DCamp	10:51.80
5. Kim Mortensen (10) Th Oaks	10:55.38
6. Gabriela Rodriguez (12) Oxn	10:55.45
7. Carrie Garritson (12) BuePrk	10:57.54
8. Tracy Cohn (9) Stockdale	10:58.67
9. Annie Ebner (10) St. Lucy's	10:59.33
10. Sherrie Donovan (12) Madera	11:02.92
11. Emill Lawson (9) Clovis West	11:07.08
12. Jessica Pound (12) Poway	11:09.75
13. Kim Nelson (12) Cyn/Anahm	11:12.77
14. Emily Allison (10) Leland	11:13.20
15. Jamie Whitmore (12) Valley	11:16.40
16. Sara Jakel (12) Sonova Vly	11:23.20
17. Nicole Silva (11) Aptos	11:29.02
18. Genevieve Debose (12) Hamil	11:33.64
19. Laura Sandavol (10) St. Igna	11:34.86
20. Magi Martinez (12) Wood	11:37.57
21. Kirstin Cabo (12) JFK	11:38.09
22. Danica Buckley (11) Valhalla	11:43.79
23. Anne-Marie Franco (10) Sky	11:53.63
24. Dasii Lucero (10) Lowell	12:04.68
25. Gisela Colunga (12) Lincoln	12:15.05
26. Sally Pyle (12) Lassen	12:22.47
Elissa Riedy	DNR

## 100 Meter High Hurdles

The United States leader is senior Latasha Colander (Woodrow Wilson, Portsmouth, Virginia) at 13.70. The California leader is Bisa Grant (Bishop O'Dowd, Oakland, NCS) at 14.15.

**Heat 1:** The top three qualifiers for this heat were junior Joanna Hayes (North,

Riverside, SS) 14.34; sophomore Ayana Grant (Bishop O'Dowd, NCS), the younger



**DAVETTA SHEPARD**

Photo by Bill Cockerham

sister of Bisa, 14.58; and senior Chidera Madu (Valley, SJS) 14.59.

Hayes won in 14.26 (-0.99). Sophomore Rori Kelly (Westchester, LAS), who ran 14.70 in the Los Angeles Section, placed second in 14.46. Grant was third in 14.61, and Madu was fourth in 14.64.

1Q. Hayes 14.26, 2Q. Kelly 14.46, 3Q. A. Grant 14.61, 4Q. Madu 14.64, 5. Kelly Moten (11) Muir 14.80, 6. Gina Ocegura (11) St. Francis 15.44, 7. Kori Joiner (12) Rancho Bernardo 15.60, 8. Tina Watkins (11) SoBkld 15.63, Merica Maunula (12) Chester DQ.

**Heat 2:** The top three qualifiers for this heat were senior Bisa Grant (Bishop O'Dowd, NCS), the defending champion, 14.32; senior Jenny Berrien (Berkeley, NCS), sixth last year, 14.54; and junior Mikki Rogers (Apple Valley, SS) 14.64.

Grant won in 14.30 (-1.49). Junior Andrea Wasden (Rio Mesa, SS), who ran 14.65 in the Southern Section, placed second in

14.37. Rogers was a non-qualifying third in 14.71. Berrien, who got a horrendous start, was a non-qualifying fourth in 14.79.

1Q. B. Grant 14.30, 2Q. Wasden 14.37, 3. Mikki Rogers (11) Apple Valley 14.71, 4. Jenny Berrien (12) Berkeley 14.79, 5. Anita Madden (12) Edison 15.02, 6. Michila Tate (9) Turlock 15.91, 7. Keisha Porter (12) Mira Mesa 16.32, 8. Kim Veeder (Los Gatos) 16.53, 9. Alexis Glenn (12) Dorsey 16.84.

**Heat 3:** The top three qualifiers for this heat were freshman Davetta Shepard (Kennedy, Richmond, NCS) 14.20; senior Meisha McKelvy (Gahr, SS) 14.37; and sophomore Laren Parker (Bakersfield) 14.64.

Shepard won in 14.09 (+0.46), the fifth best time in the nation this season.

Junior Jennifer Odom (Independence, CCS), who ran 14.64 in the Central Coast Section, placed second in 14.23. McKelvy was third in 14.60. Parker was a non-qualifying sixth in 15.35.

1Q. Davetta Shepard (9) JFK 14.09, 2Q. Jennifer Odom (11) Independence 14.23, 3Q. Meisha McKelvy (12) Gahr 14.60, 4. Felicia Stone (11) JFK 14.65, 5. Keisha Griffith (11) Washington 15.12, 6. Laren Parker (10) Bkld 15.35, 7. Carlene Jones (12) Morse 15.63, 8. Sakai Metcalf (11) Skyline 16.02, 9. Patricia Low (10) Lowell 18.70.

## Final:

Shepard won the final in 13.73 (+3.82). Grant, the defending champion who is UCLA-bound, placed second in 13.76. Hayes was third in 13.80.

"I had a slow start," Shepard said to Damin Esper (West County Times). " (But) I was up there with them. (Grant) got to the (first) hurdle a little bit quicker than me. I must have hit one hurdle, but I don't remember."

"You've got good ones,

continued next page...



# CIF / California State Meet

and she's a good one," Kennedy coach Bernard Stephens said to Esper. "You set expectation levels for them and you try to get there."

"I wanted to get to the 13s," Shepard said. "I knew I was going to run 13 (Saturday) because of how fast the rest of the girls are."

## FINAL RESULTS

**National Record:** 13.33 Dawn Bowles (Neptune, S. Plainfield, NJ) 1988. **State Meet:** 13.34 Janeene Vickers (Pomona) 1987.

1. Davetta Shepard (9) Kennedy 13.73
2. Bisa Grant (12) O'Dowd 13.76
3. Joanna Hayes (11) North, Riv 13.80
4. Jennifer Odom (11) Independ 14.00
5. Ayana Grant (10) O'Dowd 14.28
6. Meisha McKelvy (12) Gahr 14.29
7. Chidera Madu (12) Valley 14.47
8. Rori Kelly (10) Westchester 14.48
9. Andrea Wasden (11) Rio Mesa 15.11

## 300 Meter Low Hurdles

The United States leader is senior Yolanda McCray (Miami Southridge, Miami, Florida) at 42.01. The California leader is senior Angela Harris (Skyline, Oakland, OS) at 42.33.

**Heat 1:** The top three qualifiers for this heat were junior Joanna Hayes (North, Riverside, SS) 43.31; junior Charon Stewart (Beacon, NCS) 44.14; and senior Nneka Black (El Cerrito, NCS) 44.18.

Hayes won in 43.11. Senior Chidera Madu (Valley, SJS), who ran 44.49 in the Sac-Joaquin Section, placed second in 44.67. Black was third in 44.68. Stewart did not run.

1Q. Hayes 43.11, 2. Chidera Madu (12) Valley 44.67, 3. Nneka Black (12) El Cerrito 44.68, 4. Kiesha Porter (12) Mira Mesa 44.75, 5. Anita Madden (12) Edison 45.12, 6. Rori Kelly (10) Westchester 45.17, 7. Tracy Turner (11) West Valley 48.20, 8. Christyna Serrano (12) San Lorenzo Vly 48.66, Charon Stewart (11) Beacon DNR

**Heat 2:** The top three qualifiers for this heat were junior Keisha Griffis (Washington, LAS) 43.59; senior Cathy Prater (Agoura, SS) 43.96; and senior Sunshine Peterson (James Logan, NCS) 44.19.

Griffis won in 44.10 (+1.29). The wind reading was taken even though it wasn't necessary in this



ANGELA HARRIS

Photo by Bill Cockerham

event, since they run on both straightaways. Junior Felicia Pulley (Wilson, Long Beach, SS), who ran 44.88 in the Southern Section, placed second in 44.35. Prater was third in 44.47, and Peterson was fourth in 44.65.

1Q. Griffis 44.10, 2Q. Pulley 44.35, 3Q. Prater 44.47, 4Q. Peterson 44.65, 5. Natasha Walton (12) Washington 44.97, 6. Kim Veeder (12) Los Gatos 45.21, 7. Deaweh Totimeh (11) Valley 45.46, 8. Lindsey Krause (12) Rancho Bernardo 46.58, 9. Adrian Williams (11) Clovis West 49.61.

**Heat 3:** The top three qualifiers for this heat were senior Felicia Johnson (Merced, SJS) 43.76; senior Kim Couvson (American,

NCS) 43.85; and senior Angela Harris (Skyline, OS), the defending champion, 44.22.

Harris won easily in 42.47. Johnson placed second in 44.28. Sophomore Stacy Hebert (Buena, SS), who ran 44.39 in the Southern Section, was third in 44.56. Junior Kelly Moten (Muir, SS), who ran 44.73 in the Southern Section, was fourth in 44.57. Couvson was a non-qualifying sixth in 46.14.

"I was chopping over the first and third hurdle," said Harris to Phil Wong (San Francisco Examiner), who led all qualifiers. "I think I'll overcome the problem. I know what I have to do," she added.

1Q. Harris 42.47, 2Q. Johnson 44.28, 3Q. Hebert 44.56, 4Q. Moten 44.57, 5. Carlene Jones (12) Morse 44.86, 6. Kim Couvson (12) American 46.14, 7. Jennifer Seborer (11) Porterville 47.21, 8. Qualena Hayes (12) Los Angeles 49.68, Zakiya Sullivan (12) Santa Teresa DQ.

## Final:

Harris defended her state title in 42.78. Prater placed second in 43.62. Griffis was third in 43.72.

"I went into that race kind of tired," Harris said to Matt Maiocco (Oakland Tribune). "I knew that if I went out and established a lead, I could do it."

Earlier Harris had placed second in the 400 meters in 54.19.

## FINAL RESULTS

**National Record:** 40.18 Leslie Maxie (Mills, Millbrae, CA) 1984. **State Meet:** 40.26 Janeen Vickers (Pomona) 1987.

1. Angela Harris (12) Skyline 42.78
2. Cathy Prater (12) Agoura 43.62
3. Keisha Griffis (11) Washington 43.72
4. Felicia Johnson (12) Merced 43.75
5. Sunshine Peterson (12) Logan 44.38
6. Stacy Hebert (10) Buena 44.50
7. Felicia Pulley (11) LB Wilson 44.60
8. Kelly Moten (11) Muir 45.14
9. Joanna Hayes (11) North, Riv 45.75

## 400 Meter Relay

The United States leader is Long Beach Poly at 45.90. However, they did not qualify because they dropped the baton.

## Heat 1:

The top three qualifiers for this heat were Wilson (Long Beach, SS) 46.16; Canyon Springs (SS) 47.29; and Bishop O'Dowd (NCS) 47.44.

Wilson won in 46.15. Bishop O'Dowd placed second in 47.18. Edison (CS), who ran 48.76 in the Central Section, was third in 47.79. Canyon Springs was disqualified for passing out of zone #3.

1Q. Long Beach Wilson 46.15, 2Q. Bishop O'Dowd 47.18, 3Q. Edison, Fresno 47.79, 4. Highlands 49.06, 5. Los Gatos 49.13, 6. Lincoln Prep 49.27, 7. Westchester 49.45, 8. El Cerrito 49.50, Canyon Springs DQ.

**Heat 2:** The top three qualifiers for this heat were Morse (SDS) 46.78; St. Bernard (SS) 47.07; and Pomona (SS) 47.34.

The Morse anchor passed St. Bernard down the stretch. Morse won in 46.98. St. Bernard placed second in 47.05. Pomona was third in 48.19.

1Q. Morse 46.98, 2Q. St. Bernard 47.05, 3Q. Pomona 48.19, 4. Gardena 48.32, 5. Washington 49.24, 6. Tracy 49.41, 7. South Bakersfield 48.92, 8. Monte Vista 50.06, 9. West Valley 50.21.

**Heat 3:** The top three qualifiers for this heat were Skyline (OS) 46.84; Morningside (SS) 46.95; and Vallejo (SJS) 48.21.

Skyline won in 46.28. Vallejo placed second in 48.11. Morningside was third in 48.31.

1Q. Skyline 46.28, 2Q. Vallejo 48.11, 3Q. Morningside 48.31, 4. St. Francis

continued next page...



# CIF / California State Meet

48.86, 5. Carson 49.20, 6. Hoover, Fresno 49.22, 7. Lowell 49.94, 8. San Diegoito 50.20, 9. San Leandro 50.84.

## Final:

Wilson won in 46.17. Skyline placed second in 46.51. Bishop O'Dowd was third in 47.45. "We choked," said Skyline coach Darrell Hampton to Anthony Kuttner (The Montclarion)."

## FINAL RESULTS

National Record: 45.11 Hawthorne, CA 1985. State Meet: 45.13 Berkeley, CA 1981.

1. Long Beach Wilson	46.17
2. Skyline	46.51
3. Bishop O'Dowd	47.45
4. St. Bernard	47.51
5. Morse	47.53
6. Vallejo	48.18
7. Morningside	48.24
8. Edison, Fresno	49.00
Pomona	DQ

## 1,600 Meter Relay

The United States leader is Long Beach Poly at 3:42.58.

**Heat 1:** The top three qualifiers for this heat were Long Beach Poly (SS) 3:42.58, the three-time champion; Morningside (SS) 3:51.71; and Bishop O'Dowd (NCS) 3:53.85.

Long Beach Poly won in 3:46.80 (3rd leg 55.8, anchor Haddad 56.9). Bishop O'Dowd placed second in 3:49.97. Morningside was third in 3:51.89.

1Q. LB Poly 3:46.80, 2Q. Bishop O'Dowd 3:49.97, 3Q. Morningside 3:51.89, 4. Rancho Buena Vista 3:56.38, 5. Independence 3:58.22, 6. Highlands 4:00.20, 7. Gardena 4:02.95, 8. Bullard 4:08.64, 9. Yreka 4:09.72.

**Heat 2:** The top three qualifiers for this heat were St. Bernard (SS) 3:49.77; Amador Valley (NCS) 3:52.60; and Pomona (SS) 3:52.91.

St. Bernard won in 3:47.96 (3rd leg 55.5, anchor 57.8). Amador Valley

placed second in 3:53.81. Pomona was disqualified for 4-5 steps on the line around the second curve.

1Q. St. Bernard 3:47.96, 2Q. Amador 3:53.81, 3. Carondelet 3:54.68, 4. J. F. Kennedy 4:00.06, 5. Salinas 4:01.49, 6. El Capitán 4:04.74, 7. Dorsey 4:07.75, Pomona & Edison DQ.

**Heat 3:** The top three qualifiers for this heat were Canyon Springs (SS) 3:51.16; James Logan (NCS) 3:51.65; and Valley (SJS) 3:52.80.

Skyline, who ran 3:56.88 in the Oakland Section, won in 3:48.80 (3rd leg 57.9, anchor Goodwin 56.9), without Angela Harris having to run. Again the slow Oakland Section qualifying time threw off the seeding. James Logan placed second in 3:49.97. Valley was third in 3:51.37, and Canyon Springs was fourth in 3:52.33.

1Q. Skyline 3:48.80, 2Q. James Logan 3:49.97, 3Q. Valley 3:51.37, 4Q. Canyon Springs 3:52.33, 5. Los Gatos 3:57.15, 6. Westchester 4:01.74, 7. Poway 4:03.58, 8. Lowell 4:04.24, 9. Central 4:08.25.

## Final:

Skyline won in 3:41.90, the fastest time in the nation this season. Skyline's splits: Aisha Wallace 56.7, Kaselah Crockett 55.7, Reyna Goodwin 55.9, and Angela Harris 53.7. Long Beach Poly, who are #2 in the nation at 3:42.58, placed second in 3:43.27. Poly's splits: 56.1, 55.0, 56.8, and 55.4. St. Bernard was third in 3:46.81.

"They ran the race when they had to," Skyline coach Darrell Hampton said to Matt Maiocco (Oakland Tribune). "That was big."

"Since we lost the 4x1 there was a determination in all of us to win the 4x4," Har-

ris said to Matt Maiocco (Oakland Tribune).

"Reyna ran the leg of her life," Hampton said to Anthony Kuttner (The Montclarion). "She was behind by about 16 meters when she took the baton, and caught up in the first turn. Then she stayed patient, when before she might have pushed it. When the Poly runner went down on the last turn, Reyna turned it on. Because of that, (Harris) was able to relax on the anchor instead of having to catch up from however many meters behind."

## FINAL RESULTS

National Record: 3:37.69 Muir (Pasadena, CA) 1985. State Meet: 3:37.17 Kennedy (Granada Hills, CA) 1981

1. Skyline	3:41.90
2. Long Beach Poly	3:43.27
3. St. Bernard	3:46.81
4. Bishop O'Dowd	3:47.94
5. James Logan	3:48.83
6. Valley	3:51.21
7. Canyon Springs	3:51.47
8. Morningside	3:52.19
9. Amador	3:53.52

## High Jump

The United States leader is senior Gretchen Francois (Iota, Louisiana) at 6-0. The California leader is junior Kristy Kierulff (Esperanza, SS) at 5-10 3/4.

The top ten qualifiers for the trials were Kierulff 5-10, the 1992 champion; junior Jamilla Churchill (Bishop O'Dowd, NCS) 5-8; senior Danielle Boswell (Bullard, CS) 5-8; junior Tracye Lawyer (Cate, SS) 5-8, the defending champion; freshman Liz Giltner (Chaminade, SS) 5-8; junior Erica Larson (Carmel, CCS) 5-6; sophomore Tara Flaming (Immanuel, CS) 5-6; senior Kathy Watson (Saugus, SS) 5-6;

sophomore Karen Townsend (James Logan, NCS) 5-5; and junior Traci Banks (Alhambra, NCS) 5-5.

In the trials there was a three-way tie for first at 5-6 among Giltner, Lawyer, and Boswell. Churchill placed fourth at 5-6. Senior Shania Edwards (Moreno Valley, SS), who jumped 5-4 in the Southern Section, was fifth at 5-6. Watson was sixth at 5-6. Kierulff was seventh at 5-6. Flaming was eighth at 5-6. Larson was ninth at 5-5. Townsend was a non-qualifier at 5-2. Banks was a non-qualifying 18th at 5-0.



KRISTY KIERULFF

Photo by Bill Cockerham

Preliminaries: 1. Liz Giltner (9) Chaminade, Tracye Lawyer (11) Cate, Danielle Boswell (12) Bullard 5-6, 4. Jamilla Churchill (11) O'Dowd 5-6, 5. Shanie Edwards (12) Moreno Vly 5-6, 6. Kathy Watson (12) Saugus 5-6, 7. Kristy Kierulff (11) Esperanza 5-6, 8. Tara Flaming (10) Immanuel 5-6, 9. Erica Larson (11) Carmel 5-5, 10. Alcy Chappelle (11) James Logan 5-5, Calle Le-mont (10) Ceres & Tait Holden (10) Wood 5-3, Missy Grubb (9) Atwater, Amy Tanti-vongsathorn (12) Monte Vista, Erin Duffy (12) St. Francis, Kathy Sorenson (12) Hilltop & Karen Townsend (10) James Logan 5-2, Alexis Glenn (12) Dorsey, Cheryl Williams (12) Clovis West, Heidi Covington (10) Anderson & Traci Banks (11) Alhambra 5-0. No height: Crystal Colbert (12) Fremont, Elizabeth Leung (11) Lowell, Adriana Garcia (11) Birmingham, Stephanie Sein 912)

continued next page...



# CIF / California State Meet

Chatsworth, Cathy Bell (11) Ramona & Kori Joiner (12) Rancho Bernardo.

## Finals:

Kierulff won the final at 5-10. She passed at 5-2. She made 5-4, 5-6, 5-7, 5-8, 5-9, and 5-10 on her first attempt. She missed three times at 5-11. Churchill placed second at 5-10. She made 5-10 on her first attempt, but missed twice at 5-9. Lawyer was third at 5-10. She missed once at 5-10. Watson injured her ankle and was carried off the field by the trainers.

### FINAL RESULTS

**National Record:** 6-3 Amy Acuff

(Corpus Christi, TX) 1992. **State**

**Meet:** 6-2 Latrese Johnson (Clovis) 1985.

- |                                   |      |
|-----------------------------------|------|
| 1. Kristy Kierulff (11) Esperanza | 5-10 |
| 2. Jamilla Churchill (11) O'Dowd  | 5-10 |
| 3. Tracye Lawyer (11) Cate        | 5-10 |
| 4. Danielle Boswell (12) Bullard  | 5-9  |
| 5. Tara Flaming (10) Immanuel     | 5-8  |
| 6. Liz Giltner (9) Chaminade      | 5-7  |
| 7. Kathy Watson (12) Saugus       | 5-6  |
| 8. Shania Edwards (12) Mor Vly    | 5-6  |
| 9. Erica Larson (11) Carmel       | 5-4  |

## Exhibition Pole Vault

The United States leader is junior Melissa Price (Kingsburg) at 11-1.

The USA's best two female pole vaulters Price and junior Jocelyn Chase performed. The exhibition was the first time females have vaulted in a state high school athletic association sponsored state championship anywhere in the country.

Price broke her national high school record of 11-1 by winning the exhibition at 11-2, which is the leading vault by all women (high school, college, and open) in the nation. She passed at 9-0 and 9-6. She cleared 10-0, 10-6, and 11-2 on her



## MELISSA PRICE

Photo by Bill Cockerham

first attempt. She missed three times at 11-4. Chase placed second at 9-6.

## Long Jump

The United States leader is junior LaShonda Christopher (Timberline, Lacey, Washington) at 20-8. The California leader is sophomore Jernae Wright (James Logan, Union City, NCS) at 19-8 1/4.

The top ten qualifiers for the trials were Wright 19-6 1/2, sophomore Laren Parker (Bakersfield, CS) 19-3; senior Michele Reid (Folsom, SJS) 18-10 3/4; senior Tara Dettinger (Foothill, SS) 18-7; sophomore Richelle Perkins (Bishops, SDS) 18-5; junior Tracye Lawyer (Cate, SS) 18-3 3/4; sophomore Tisha Pondeer (Del Mar, CCS) 18-3; senior Carlene Jones (Morse, SDS) 18-2 3/4; freshman Akiba McKinney (Monte Vista, SDS) 18-1 1/2;

2; and senior LaToya LeJay (Canyon Springs, SS) 18-1 1/2.

In the trials Wright won with a jump of 19-8 1/2. Wright's series: foul, 18-7 1/4, 19-8 1/2. Dettinger placed second at 18-11 3/4. Reid was third at 18-8. LeJay was fourth at 18-6 3/4. Sophomore Stephanie Jones (Walnut, SS), who jumped 18-0 1/2 in the Southern Section, was fifth at 18-6 1/4. Jones was sixth at 18-3 1/4. Parker was seventh at 18-3 1/4. Junior Jessica Valpey (Pleasant Valley, NS), the Northern Section champion at 18-0 1/4, was eighth at 18-1 3/4. Junior Carrie Jansen (Redwood, CS), who jumped 18-1 in the



## TARA DETTINGER

Photo by Bill Cockerham

Central Section, was ninth at 18-1 1/2. Non-qualifiers included: Ponder 18-0, Lawyer 17-10 1/2, Perkins 17-4 "I just want to go farther,"

Wright said to Matt Maiocco (Oakland Tribune). "I want to win, but I don't know about being the favorite or anything."

**Preliminaries:** Jernae Wright (10) James Logan 19-8 1/2, 2. Tara Dettinger (12) Foothill 18-11 3/4, 3. Michele Reid (12) Folsom 18-8, 4. LaToya LeJay (12) Canyon Springs 18-6 3/4, 5. Stephanie Jones (10) Walnut 18-6 1/4, 6. Carlene Jones (12) Morse 18-3 1/4, 7. Laren Parker (10) Bakersfield 18-3 1/4, 8. Jessica Valpey (11) Pleasant Valley 18-1 3/4, 9. Carrie Jansen (11) Redwood 18-1 1/2, 10. Ayana Grant (10) O'Dowd 18-1 1/4. Non-qualifiers: Kim Pickup (10) Chatsworth 16-5 3/4, Catherine Bolton (12) Pacific Palisades 15-7, Kimela West (11) Gardena 16-7 1/2, Jodi Bailey (11) Skyline 15-9 3/4, Renee Emery (11) Menlo 16-6 1/4, Wonder Serra (11) Tamalpais 16-2, Hadiya Green (12) James Logan 17-2, Anissa Tan (12) Lowell 17-7 1/2, Jennifer Oliveira (12) Lemoore -no show, Julie Tinker (10) Valley 15-9 1/2, Gina Ocegura (11) St. Francis 17-5 1/4, Jennifer Test (11) Bret Harte 17-6, Rosalyn Grant (10) Ganesha 17-9 1/2, Akiba McKinney (9) Monte Vista 18-0 3/4, Tisha Ponder (10) Del Mar 18-0, Tracye Lawyer (11) Cate 17-10 1/2, Richelle Perkins (10) Bishop 17-4.

## Finals:

Dettinger was the upset winner of the final at 19-7 1/2. Her series: 18-11 1/4, 18-8, 19-0 1/2, 19-7 1/2, no mark, no mark. Parker placed second at 19-6 1/2. Jones was third at 19-2. Wright, the pre-meet favorite, was ninth at 17-8 1/2. Wright's series: 17-8 1/2, 17-4 3/4, 17-7 3/4.

### FINAL RESULTS

**National Record:** 22-1 3/4 Kathy McMillan (Raeford, NC) 1976. **State**

**Meet:** 22-0 1/2 Marion Jones (Thousand Oaks) 1993.

- |                                 |           |
|---------------------------------|-----------|
| 1. Tara Dettinger (12) Foothill | 19-7 1/2  |
| 2. Laren Parker (10) Bkfld      | 19-6 1/2  |
| 3. Carlene Jones (12) Morse     | 19-2      |
| 4. Michele Reid (12) Folsom     | 18-11 1/2 |
| 5. Jessica Valpey (11) PIVly    | 18-11 1/2 |
| 6. LaToya LeJay (12) CynSp      | 18-4 1/4  |
| 7. Stephanie Jones (10) Waln    | 18-3 3/4  |
| 8. Carrie Jansen (11) Redwd     | 18-1      |
| 9. Jernae Wright (10) Logan     | 17-8 1/2  |

## Triple Jump

The United States leader is junior LaShonda Christopher (Timberline, Lacey, Washington) at 42-7 1/2.

continued next page...



# CIF / California State Meet

The California leader is senior Michelle Reid (Folsom, SJS) at 39-0.

The top nine qualifiers for the trials were Reid 39-10; senior Amber Roberts (Muir, SS) 38-10 3/4; senior Tamiaka Porter (Orange Glen, SDS) 38-2 3/4; junior Deaweh Totimeh (Valley, SJS) 38-1; sophomore Julie Tinker (Valley, SJS) 37-11; senior Shadeshia Pearman (Mt. Miguel, SDS) 37-10 1/4; sophomore Kerry O'Bric (Edison, SS) 37-8 3/4; junior Gigi Charlson (Paradise) 37-7 1/2; and senior Kathy Sorenson (Hilltop, SDS) 37-7.

In the trials Porter won with a hop, step, and jump of 38-6 1/4. Porter's series:



**TAMIEKA PORTER**

*Photo by Bill Cockerham*

38-4 1/2, 38-6 1/4, 38-0 1/4.

Roberts placed second at 38-5 1/2. Reid was third at 38-2 1/4. Junior Aisha Harrison (Wasco), who jumped 36-2 1/2 in the Central Section, was fourth at 37-7 3/4. Junior Joanna Hayes (North, Riverside, SS), who jumped 36-10 in the South-

ern Section, was fifth at 37-7 3/4. O'Bric was sixth at 37-7. Junior Jeannarta Jackson (Central, CS), who jumped 36-10 3/4 in the Central Section, was seventh at 37-5. Junior Cindy Pettibon (Gunderson, CCS), who jumped 36-6 1/2 in the Central Coast Section, was eighth at 37-4. Senior Reynda King (St. Mary's, SS), who jumped 37-2 1/2 in the Southern Section, was ninth at 37-2 1/2. Non-qualifiers included: Sorenson 36-9 1/4, Pearman 36-6 3/4, Charlson 36-0 1/4, Totimeh 35-4 3/4, and Tinker 35-1.

**Preliminaries:** 1. Tamiaka Porter (12) Orange Glen 38-6 1/4, 2. Amber Roberts (12) Muir 38-5 1/2, 3. Michele Reid (12) Folsom 38-2 1/4, 4. Aisha Harrison (11) Wasco 47-7 3/4, 5. Joanna Hayes (11) North, Riverside 37-7 3/4, 6. Kerry O'Bric (10) Edison 37-7, 7. Jeannarta Jackson (11) Central 37-5, 8. Cindy Pettibon (11) Gunderson 37-4, 9. Reynda King (12) St. Mary's 37-2 1/2. Non-qualifiers: Auril Hampton (11) McAteer-no mark, Demetria Beverly (10) Oakland Tech 34-7 1/2, Lavon Wade (12) Gardena 36-1, Meisha Henderson (11) Cleveland 34-10 3/4, Christine Brockett (12) Antioch 35-1 3/4, Jakaria Stewart (12) Archbishop Mitty 34-10 1/2, Tracy Iwanski (12) Clovis 36-4, Dominique Hughes 912) Ganesha 36-1 1/4, Kim Tripplett (12) Aragon 34-1, Andrea Lacson (10) James Logan 37-0 1/4, Kimela West (11) Gardena 35-3, Carey Moyles (12) Washington 35-8 3/4, Keeta Zimmerman (12) Eureka 33-9 1/4, Kathy Sorenson (12) Hilltop 36-9 1/4, Gigi Charlson (11) Paradise 36-0 1/4, Shadeshia Pearman (12) Mt. Miguel 36-6 3/4, Julie Tinker (10) Valley 35-1, Deaweh Totimeh (11) Valley 35-4 3/4.

## Finals:

Porter won the final at 38-11 1/2. Her series: 37-10, 38-11 1/2, no mark, 37-7 3/4, 38-7 3/4, 38-3 1/4. Roberts placed second at 38-11 1/4. Reid was third at 38-11.

## FINAL RESULTS

**National Record:** 44-0 1/2 Juliana Yendork (Walnut) 1991. **State Meet:** 44-0 1/2 Juliana Yendork (Walnut) 1991.  
1. Tamiaka Porter (12) OrGlen 38-11 1/2  
2. Amber Roberts (12) Muir 38-11 1/4  
3. Michele Reid (12) Folsom 38-11  
4. Aisha Harrison (11) Wasco 38-8  
5. Joanna Hayes (11) N, Riv 37-8 3/4

6. Reynda King (12) StMary's 37-1 1/4  
7. Jeannarta Jackson(11)Cen 37-0 3/4  
8. Kerry O'Bric (10) Edison 36-11 3/4  
9. Cindy Pettibon (11) Gund 36-6 3/4

## Shot Put

The United States leader is senior Collinus Newsome (Denver South, Denver, Colorado) at 52-1 3/4 (indoors). The California leader is senior Delores Tuimoloau (Channel Islands, Oxnard, SS) at 49-2.

The top nine qualifiers for the trials were Tuimoloau 45-1 3/4; senior Soozie Shanley (Tulare, CS) 45-0 1/2; senior Gina Heads (Newport Harbor, SS) 44-8 1/2; junior Christine Etuale (Jefferson, CCS) 44-5 1/2; senior Rashawnda Holmes (Tennyson, NCS) 43-11 1/2; senior Nicole Brooks (Berkeley, NCS) 43-9 1/4; junior Andria Brown (South, CS) 43-5 1/4; sophomore Janae Hubbard (Fresno) 43-3; and senior Darvena Merritt (North Hollywood, LAS) 43-2.

In the trials Tuimoloau won at 49-0 1/2. Tuimoloau's series: 43-5 1/2, 45-1 1/2, 49-0 1/2. Shanley placed second at 44-1. Brooks was third at 43-10. Heads was fourth at 43-3 1/2. Etuale was fifth at 42-11 1/2. Senior Peka Lauulu (Nogales, SS), who put 42-3 1/4 in the Southern Section, was sixth at 42-10. Brown was seventh at 42-7 1/2. Holmes was eighth at 42-4. Hubbard was ninth at 40-4. Merritt did not qualify for the final at 39-5 3/4.

"I throw better relaxed," Brooks said to Damin Esper (West County Times). "I have to not think about too much--not be stressed.

Just do what I do in practice."

**Preliminaries:** 1. Delores Tuimoloau (12) Channel Islands 49-0 1/2, 2. Soozie Shanley (12) Tulare 44-1, 3. Nicole Brooks (12)



**DELORES TUIMOLOAU**

*Photo by Bill Cockerham*

Berkeley 43-10, 4. Gina Heads (12) Newport Harbor 43-3 1/2, 5. Christine Etuale (11) Jefferson 42-11 1/2, 6. Peka Lauulu (12) Nogales 42-10, 7. Andria Brown (11) South Bakersfield 42-7 1/2, 8. Rashawnda Holmes (12) Tennyson 42-4, 9. Janae Hubbard (10) Fresno 40-4. Non-qualifiers: Charlene Bower (12) Gunn 38-9 1/2, Darvena Merritt 912) No Hollywood 39-5 3/4, Gloria Garcia (12) Valhalla 36-3 1/2, Katy Grubbs (11) South Pasadena 38-8 3/4, Margaret Velligitone (12) Fallbrook 37-3 1/2, Monica Dopson (12) Palmdale 36-11, Rebecca Morrison (11) Presentation 37-7, Sarita Ellison (12) Hogan 37-11 1/4, Kim matheny 911) Santana 37-3 1/4, Michelle Jones (12) O'Dowd 33-8 3/4, Jeannie Tufu (12) Hogan 38-2 1/4, Kerrie Gilbert (12) El Dorado 36-6 1/4, Kristen Bryden (9) Anderson 38-8, Nicole codd (11) Pacific Palisades 32-5, Tamantha Fargeon (10) No Hollywood 33-4 1/2, Keisha Johnson (12) Antioch 33-8 3/4, Vatahu Pohahu (10) Balboa 37-5 1/4, Elizabeth Tuputala (10) Castlemont 30-9.

## Finals:

Tuimoloau won the final at 46-10. Her series: foul, 45-6 1/4, 45-9, 45-1, 46-10, and 44-0 1/2. Lauulu placed second at 44-11 1/2. Heads was third at 44-8 3/4.

## FINAL RESULTS

**National Record:** 53-7 3/4 Natalie Kaaiawahia (Fullerton, CA) 1983. **State Meet:** 52-7 3/4 Natalie Kaaiawahia (Fullerton, CA) 1983.



# CIF / California State Meet

1. Delores Tuimolou (12) Chlsl 46-10
2. Peka Lulu (12) Nogales 44-11 1/2
3. Gina Heads (12) NewHarb 44-8 3/4
4. Soozie Shanley (12) Tulare 43-7 1/2
5. Nicole Brooks (12) Berkeley 42-8 1/2
6. Andria Brown (11) SBKfld 42-5
7. Rashawnda Holmes (12) TN 41-11 1/2
8. Janae Hubbard (10) Fresno 39-3
9. Christine Etuale (11) Jefferson 37-0 1/2

## Discus

The United States leader and national record holder is senior Suzy Powell (Downey, Modesto) at 189-7.

The top nine qualifiers for the trials were Powell 173-5, the two-time champion; junior Nadia Lopez (Arroyo Grande, SS) 151-11; senior Soozie Shanley (Tulare, CS) 143-8; senior Gina Heads (Newport Harbor, SS) 143-1; sophomore Darlene Tulua

I'll have a good throwing day.. something over 180 feet. That would be a nice way to end my high school career."

In the trials Powell won at 176-1. Powell set the state meet record of 176-7 in 1993. Powell's series: 171-6, 176-1, foul. Lopez placed second at 149-0. Shanley was third at 142-11. Senior Charlene Bower (Gunn, CCS), who threw 131-9 in the Central Coast Section, was fourth at 138-8. Hart was fifth at 137-7. Sophomore Mandy Buckey (Bakersfield, CS), the sister of Jeff Buckey, the 1992 state meet boys' discus champion, who threw 131-10 in the Central Section, was sixth at 137-5. Heads was seventh at 135-0. Tulua was eighth at 132-8. Tuimolou was ninth at 131-6. Non-qualifiers included: Holmes 130-8, and Philman 130-7.

**Preliminaries:** 1. Suzy Powell (12) Downey 176-1, 2. Nadia Lopez (11) Arroyo Grande 149-0, 3. Soozie Shanley (12) Tulare 142-11, 4. Charlene Bower (12) Gunn 138-8, 5. Diane Hart (12) North Bkfld 137-7, 6. Mandy Buckey (10) Bakersfield 137-5, 7. Gina Heads (12) Newport Harbor 135-0, 8. Darlene Tulua (10) Carmel 132-8, 9. Delores Tuimolou 912 Channel Islands 131-6. Non-qualifiers: Michelle Valentin (11) Lowell-no mark, Michelle Procher (12) Castlemont - no mark, Kahrin Gonzales 912 Hilltop 116-8, Christina Magana (10) Fallbrook 124-2, Holly Royaltey (11) San Lorenzo Valley 108-3, Melissa Cenizal 912 Clayton Valley 111-5, Robyn Flynn (11) Fortuna - no mark, Fonda McCormack (12) El Capitan 125-4, Jeannie Tufu (12) Hogan 115-3, Sarita Ellison (12) Hogan 130-6, Nicole Santos (11) Anderson 129-7, Kristi Rose (10) Palmdale 129-4, Nicole Brooks (12) Berkeley 113-10, Marine Philman (10) Edison 130-7, Rashawnda Holmes (12) Tennyson 130-8.

### Finals:

Powell won the final at 174-2. Her series: foul, 166-6, 147-3, foul, 174-2, foul. Lopez placed second at 154-0. Heads, who placed third in the shot put, was

also third in this event at 146-1.

"Winning is the only thing that matters at the state meet," Powell said to Damin Esper (Contra Costa Times). "I'm competing against myself really, which is hard. You set little goals for yourself at each meet."

### FINAL RESULTS

**National Record:** 189-7 Suzy Powell (Downey, Modesto, CA) 1994. **State**

**Meet:** 176-7 Suzy Powell (Downey, Modesto, CA) 1993.

- |                                  |         |
|----------------------------------|---------|
| 1. Suzy Powell (12) Downey       | 174-2   |
| 2. Nadia Lopez (11) Arroyo Gr    | 154-0   |
| 3. Gina Heads (12) Newp Harbor   | 146-1   |
| 4. Darlene Tulua (10) Carmel     | 145-4   |
| 5. Soozie Shanley (12) Tulare    | 142-10  |
| 6. Mandy Buckey (10) Bakersfield | 139-6   |
| 7. Diane Hart (12) North Bkfld   | 137-8   |
| 8. Delores Tuimolou (12) Chlsl   | 137-7   |
| Charlene Bower (12) Gunn         | no mark |

## Team

Skyline (Oakland, OS), who were picked to compete for third place, won with 36 points. It was the first time in state meet history that a team from the Oakland Section has won a state track championship. Their last state championship in any sport was Fremont's state basketball championship in 1988.

"Four years ago we used to have all our Oakland entrants finish last," recalled jubilant Skyline coach Darrell Hampton to Phil Wong (San Francisco Examiner).

Bishop O'Dowd (Oakland, North Coast Section), second last year and expected to finish second behind Long Beach Poly, placed second with 32 points.

"This is great for Oakland," O'Dowd coach Tony Green said to Matt Maiocco (Oakland Tribune). "If we had to finish second, I'm

glad it's to Skyline. Darrell is an excellent coach and has a great team."

"It definitely made it better because regardless who won, it would be a team from Oakland," Hampton said to Anthony Kuttner (The Montclairian). "I tell the girls when they get to States they're not just running for their schools. They're running for the entire city of Oakland."

"We know Darrell and those Skyline girls pretty well," Green said. "And let me tell you, it's no embarrassment to finish second to a team like Skyline's."

"It still hasn't sunk in," Hampton said two days after the meet. "So many things had to happen for us to win it, and they all did." Long Beach Poly (Southern Section), the pre-meet favorites who were looking for their third straight state meet championship, was third with 24. The injury suffered by sprinter Andrea Anderson was too much to overcome.

Muir (Pasadena, SS) was fourth with 22 points. Wilson (Long Beach, SS) was fifth with 20 points. There was a four-way tie for sixth among Carondelet (Concord, NCS), Downey (Modesto, SJS), Esperanza (SS), Pittsburg (NCS) with 16 points. St. Bernard (Playa Del Rey) was tenth with 14 points.

- |                                |    |
|--------------------------------|----|
| 1. Skyline (Oakland)           | 36 |
| 2. Bishop O'Dowd               | 32 |
| 3. Long Beach Poly             | 24 |
| 4. Muir, Pasadena              | 22 |
| 5. Wilson, Long Beach          | 20 |
| 6. Downey, Modesto             | 16 |
| Esperanza                      | 16 |
| Pittsburg                      | 16 |
| Carondelet, Concord            | 16 |
| 10. St. Bernard, Playa Del Rey | 14 |



**SUZY POWELL**

Photo by Bill Leung, Jr.

(Carmel, CCS) 142-11; senior Rashawnda Holmes (Tennyson, NCS) 140-4; senior Diane Hart (North, CS) 138-8; sophomore Narine Philman (Edison, SS) 137-5; and senior Delores Tuimolou (Channel Islands, SS) 137-1.

"I'd like to win state again," Powell said to Paul Click (Southern California Sports Watch). "Hopefully,



# 

**SCHEDULE** — Top teachers gathered in the San Joaquin California state high school track and field meet at Fresno College last Saturday afternoon.

### 

**100** — 1, Pat Adams, Redlands, 15.5; 2, Herman Hirsch, West Covington, 15.5; 3, Ed Davis, Fresno, 15.5; 4, Willie Jones, Modesto, 15.5; 5, Marvin Lane, Manteca, 15.5; 6, Larry Smith, Los Angeles, 15.5.

**200** — 1, Pat Adams, Redlands, 31.5; 2, Brian Howard, Fresno Valley Country Club, 31.5; 3, Larry Smith, Fresno, 31.5; 4, Donald Sims, Kings, 31.5; 5, Russ Williams, San Jose Silver Creek, 31.5; 6, Willie Jones, Modesto, 31.5.

**400** — 1, James Davis, Manteca, 1:05; 2, Mike Russell, Manteca, 1:05; 3, Patrick Charles, Daly City, 1:05; 4, Thomas Lee, Fresno, 1:05; 5, Jerome Davis, Modesto, 1:05; 6, Andre DeCousins, Tall, 1:05.

**800** — 1, Michael Daniels, San Joaquin, 2:15; 2, George Adams, Manteca, 2:15; 3, James Davis, Manteca, 2:15; 4, Russ Williams, Fresno, 2:15; 5, Mike Russell, Manteca, 2:15; 6, Andre DeCousins, Tall, 2:15.

**1600** — 1, Michael Daniels, San Joaquin, 4:30; 2, Michael Adams, Manteca, 4:30; 3, James Davis, Manteca, 4:30; 4, Russ Williams, Fresno, 4:30; 5, Mike Russell, Manteca, 4:30; 6, Andre DeCousins, Tall, 4:30.

**3200** — 1, Michael Daniels, San Joaquin, 9:00; 2, Michael Adams, Manteca, 9:00; 3, James Davis, Manteca, 9:00; 4, Russ Williams, Fresno, 9:00; 5, Mike Russell, Manteca, 9:00; 6, Andre DeCousins, Tall, 9:00.

**6400** — 1, Michael Daniels, San Joaquin, 18:00; 2, Michael Adams, Manteca, 18:00; 3, James Davis, Manteca, 18:00; 4, Russ Williams, Fresno, 18:00; 5, Mike Russell, Manteca, 18:00; 6, Andre DeCousins, Tall, 18:00.

**12800** — 1, Michael Daniels, San Joaquin, 36:00; 2, Michael Adams, Manteca, 36:00; 3, James Davis, Manteca, 36:00; 4, Russ Williams, Fresno, 36:00; 5, Mike Russell, Manteca, 36:00; 6, Andre DeCousins, Tall, 36:00.

**25600** — 1, Michael Daniels, San Joaquin, 72:00; 2, Michael Adams, Manteca, 72:00; 3, James Davis, Manteca, 72:00; 4, Russ Williams, Fresno, 72:00; 5, Mike Russell, Manteca, 72:00; 6, Andre DeCousins, Tall, 72:00.

**51200** — 1, Michael Daniels, San Joaquin, 144:00; 2, Michael Adams, Manteca, 144:00; 3, James Davis, Manteca, 144:00; 4, Russ Williams, Fresno, 144:00; 5, Mike Russell, Manteca, 144:00; 6, Andre DeCousins, Tall, 144:00.

**102400** — 1, Michael Daniels, San Joaquin, 288:00; 2, Michael Adams, Manteca, 288:00; 3, James Davis, Manteca, 288:00; 4, Russ Williams, Fresno, 288:00; 5, Mike Russell, Manteca, 288:00; 6, Andre DeCousins, Tall, 288:00.

**204800** — 1, Michael Daniels, San Joaquin, 576:00; 2, Michael Adams, Manteca, 576:00; 3, James Davis, Manteca, 576:00; 4, Russ Williams, Fresno, 576:00; 5, Mike Russell, Manteca, 576:00; 6, Andre DeCousins, Tall, 576:00.

**409600** — 1, Michael Daniels, San Joaquin, 1152:00; 2, Michael Adams, Manteca, 1152:00; 3, James Davis, Manteca, 1152:00; 4, Russ Williams, Fresno, 1152:00; 5, Mike Russell, Manteca, 1152:00; 6, Andre DeCousins, Tall, 1152:00.

**819200** — 1, Michael Daniels, San Joaquin, 2304:00; 2, Michael Adams, Manteca, 2304:00; 3, James Davis, Manteca, 2304:00; 4, Russ Williams, Fresno, 2304:00; 5, Mike Russell, Manteca, 2304:00; 6, Andre DeCousins, Tall, 2304:00.

**1638400** — 1, Michael Daniels, San Joaquin, 4608:00; 2, Michael Adams, Manteca, 4608:00; 3, James Davis, Manteca, 4608:00; 4, Russ Williams, Fresno, 4608:00; 5, Mike Russell, Manteca, 4608:00; 6, Andre DeCousins, Tall, 4608:00.

**3276800** — 1, Michael Daniels, San Joaquin, 9216:00; 2, Michael Adams, Manteca, 9216:00; 3, James Davis, Manteca, 9216:00; 4, Russ Williams, Fresno, 9216:00; 5, Mike Russell, Manteca, 9216:00; 6, Andre DeCousins, Tall, 9216:00.

**6553600** — 1, Michael Daniels, San Joaquin, 18432:00; 2, Michael Adams, Manteca, 18432:00; 3, James Davis, Manteca, 18432:00; 4, Russ Williams, Fresno, 18432:00; 5, Mike Russell, Manteca, 18432:00; 6, Andre DeCousins, Tall, 18432:00.

**13107200** — 1, Michael Daniels, San Joaquin, 36864:00; 2, Michael Adams, Manteca, 36864:00; 3, James Davis, Manteca, 36864:00; 4, Russ Williams, Fresno, 36864:00; 5, Mike Russell, Manteca, 36864:00; 6, Andre DeCousins, Tall, 36864:00.

**26214400** — 1, Michael Daniels, San Joaquin, 73728:00; 2, Michael Adams, Manteca, 73728:00; 3, James Davis, Manteca, 73728:00; 4, Russ Williams, Fresno, 73728:00; 5, Mike Russell, Manteca, 73728:00; 6, Andre DeCousins, Tall, 73728:00.

**52428800** — 1, Michael Daniels, San Joaquin, 147456:00; 2, Michael Adams, Manteca, 147456:00; 3, James Davis, Manteca, 147456:00; 4, Russ Williams, Fresno, 147456:00; 5, Mike Russell, Manteca, 147456:00; 6, Andre DeCousins, Tall, 147456:00.

**104857600** — 1, Michael Daniels, San Joaquin, 294912:00; 2, Michael Adams, Manteca, 294912:00; 3, James Davis, Manteca, 294912:00; 4, Russ Williams, Fresno, 294912:00; 5, Mike Russell, Manteca, 294912:00; 6, Andre DeCousins, Tall, 294912:00.

**209715200** — 1, Michael Daniels, San Joaquin, 589824:00; 2, Michael Adams, Manteca, 589824:00; 3, James Davis, Manteca, 589824:00; 4, Russ Williams, Fresno, 589824:00; 5, Mike Russell, Manteca, 589824:00; 6, Andre DeCousins, Tall, 589824:00.

**419430400** — 1, Michael Daniels, San Joaquin, 1179648:00; 2, Michael Adams, Manteca, 1179648:00; 3, James Davis, Manteca, 1179648:00; 4, Russ Williams, Fresno, 1179648:00; 5, Mike Russell, Manteca, 1179648:00; 6, Andre DeCousins, Tall, 1179648:00.

**838860800** — 1, Michael Daniels, San Joaquin, 2359296:00; 2, Michael Adams, Manteca, 2359296:00; 3, James Davis, Manteca, 2359296:00; 4, Russ Williams, Fresno, 2359296:00; 5, Mike Russell, Manteca, 2359296:00; 6, Andre DeCousins, Tall, 2359296:00.

**1677721600** — 1, Michael Daniels, San Joaquin, 4718592:00; 2, Michael Adams, Manteca, 4718592:00; 3, James Davis, Manteca, 4718592:00; 4, Russ Williams, Fresno, 4718592:00; 5, Mike Russell, Manteca, 4718592:00; 6, Andre DeCousins, Tall, 4718592:00.

**3355443200** — 1, Michael Daniels, San Joaquin, 9437184:00; 2, Michael Adams, Manteca, 9437184:00; 3, James Davis, Manteca, 9437184:00; 4, Russ Williams, Fresno, 9437184:00; 5, Mike Russell, Manteca, 9437184:00; 6, Andre DeCousins, Tall, 9437184:00.

**6710886400** — 1, Michael Daniels, San Joaquin, 18874368:00; 2, Michael Adams, Manteca, 18874368:00; 3, James Davis, Manteca, 18874368:00; 4, Russ Williams, Fresno, 18874368:00; 5, Mike Russell, Manteca, 18874368:00; 6, Andre DeCousins, Tall, 18874368:00.

**13421772800** — 1, Michael Daniels, San Joaquin, 37748736:00; 2, Michael Adams, Manteca, 37748736:00; 3, James Davis, Manteca, 37748736:00; 4, Russ Williams, Fresno, 37748736:00; 5, Mike Russell, Manteca, 37748736:00; 6, Andre DeCousins, Tall, 37748736:00.

**26843545600** — 1, Michael Daniels, San Joaquin, 75497472:00; 2, Michael Adams, Manteca, 75497472:00; 3, James Davis, Manteca, 75497472:00; 4, Russ Williams, Fresno, 75497472:00; 5, Mike Russell, Manteca, 75497472:00; 6, Andre DeCousins, Tall, 75497472:00.

# HIGH SCHOOLS

## Track and Field

### State Track Meet

#### Boys

##### In Norwalk

Final results in the 76th annual California state high school track and field meet (all distances in meters):

**Team scores** — 1, Muir, 36. 2, tie, Redlands and San Diego, 20. 4, tie, St. Ignatius and Bakersfield, 18. 6, Hart, 16. 7, tie, Rialto Eisenhower and Jesuit, 14. 9, tie, El Camino and Nogales, 12.

**100** — 1, Pat Johnson, Redlands, 10.43 seconds. 2, Marques Holliwell, West Bakersfield, 10.52. 3, Ali Evans, Vallejo, 10.58. 4, Willie Jones, San Jose Franklin, 10.74. 5, Marvin Love, Fremont Washington, 10.77. 6, Leon Settle, Dorsey, 10.80.

**200** — 1, Pat Johnson, Redlands, 21.01 seconds. 2, Bryan Howard, Canyon Springs, 21.14. 3, Leon Settle, Dorsey, 21.48. 4, Demond Birks, Rialto Eisenhower, 21.75. 5, Shawn Williams, Silver Creek, 21.96. 6, Willie Jones, San Jose Franklin, 21.99.

**400** — 1, James Davis, Vacaville Wood, 46.96 seconds. 2, Mike Russell, Rowland, 47.10. 3, Felton Charles, Westmoor, 47.17. 4, Ramsey Jay, Ventura, 47.49. 5, Jerome Davis, Ridgecrest Burroughs, 47.56. 6, Andre DeSaussure, Taft, 47.70.

**800** — 1, Michael Granville, Bell Gardens, 1:49.82. 2, Vondre Armour, Bakersfield, 1:50.11. 3, Jessie Camp, El Capitan, 1:52.14. 4, Aaron Richberg, James Logan, 1:52.57. 5, Mike Wenz, Canyon Country Canyon, 1:53.20. 6, Matt Silva, San Pasqual, 1:53.65.

**1600** — 1, Mebrathom Keflezighi, San Diego, 4:07.67. 2, Michael Stember, Jesuit, 4:08.52. 3, Mark Hauser, St. Augustine, 4:08.97. 4, Brett Sirahan, Hart, 4:09.98. 5, Eric Dunn, Arroyo Grande, 4:11.80. 6, Ricardo Etheridge, Barstow, 4:14.41.

**3200** — 1, Mebrathom Keflezighi, San Diego, 8:58.11. 2, Antonio Arce, Palmdale, 9:03.19. 3, Matt Farley, San Jose Jesuit, 9:03.55. 4, Konrad Knutsen, San Jose Del Campo, 9:05.88. 5, Jaime Martinez, Orange, 9:06.94. 6, Matt Creason, Eureka, 9:10.26.

**110 hurdles** — 1, Gerini Burleigh, Upland, 13.93 seconds (wa). 2, Delewis Johnson, Nogales, 13.95. 3, Ken Haslip, Muir, 14.07. 4, Jason Medearis, Hart, 14.23. 5, Charles Alade, Highland, 14.33. 6, Coke Edmon, San Jose Bellarmine, 14.42.

**300 hurdles** — 1, Ken Haslip, Muir, 37.14 seconds. 2, Jason Medearis, Hart, 37.38. 3, Jason Brownlee, Los Angeles Hamilton, 37.44. 4, Delewis Johnson, Nogales, 37.50. 5, Desean Holmes, Muir, 37.52. 6, Mel Lefe, Saddleback, 37.88.

**400 relay** — 1, El Camino, 41.16 seconds. 2, Muir, 41.24. 3, Morningside, 41.25. 4, Oakland Skyline, 41.60. 5, University City, 41.81. 6, Dorsey, 41.96.

**1600 relay** — 1, Muir, 3:12.54. 2, Patrick Henry, 3:14.69. 3, Morningside, 3:14.85. 4, Fairfax, 3:15.29. 5, Berkeley, 3:16.29. 6, Dorsey, 3:17.02.

**High jump** — 1, Jeremy Fischer, Camarillo, 7-0. 2, Rich Pitchford, Charter Oak, 7-0. 3, Erik Nyberg, Mt. Whitney, 6-11. 4, Jerrod Johns, Vallejo, 6-9. 5, Art Lloyd, Eisenhower, 6-8. 6, Jeff Bond, Piedmont, 6-8.

**Pole vault** — 1, Scott Slover, San Jose Leland, 16-10. 2, tie, Robbie Weighall, Highland, and Borya Orloff, St. John Bosco, 16-6. 4, Esa Sallinen, Burbank Burroughs, 15-10. 5, Ben Stark, Porterville, 15-10. 6, Mike Brown, Torrey Pines, 15-6.

**Long jump** — 1, Tyree Washington, La Sierra, 23-9 1/4. 2, Art Lloyd, Eisenhower, 23-8 1/2. 3, Chris Ferreira, Oak Ridge, 23-7. 4, Danny Haag, Granada Hills, 23-4 3/4. 5, Fred Jackson, Piedmont Hills, 23-2 3/4. 6, Ronald Powell, Carmel, 22-10 1/4.

**Triple jump** — 1, Von Ware, Rancho Buena Vista, 50-6. 2, Jamal Chase, Quartz Hill, 49-11. 3, Ty Anderson, Long Beach Poly, 48-2. 4, Chuck Bishop, Taft, 47-7 3/4. 5, Leroy Farham, Rancho Bernardo, 47-5 1/4. 6, Reggie Mitchell, Sweetwater, 47-3 1/2.

**Shot put** — 1, Chris DeMartini, St. Ignatius, 58-11 1/2. 2, Wade Tift, Newport Harbor, 58-8 1/4. 3, Jeremy Lingenfelter, Claremont, 58-7 3/4. 4, Phil Fonua, Mira Costa, 57-4 1/4. 5, Chris Cate, Casa Roble, 55-11. 6, J.D. Martin, Madera, 55-6 3/4.

**Discus** — 1, Jeremy Staat, Bakersfield, 183-8. 2, Chris DeMartini, St. Ignatius, 178-2. 3, Kari Hamalainen, Mariposa, 170-11. 4, Ihsan Warren, St. Mary's, 168-2. 5, Buddy Brown, El Camino, 164-9. 6, Chad Jones, Arroyo Grande, 162-7.

#### Girls

**Team scores** — 1, Oakland Skyline, 36. 2, Bishop O'Dowd, 32. 3, Long Beach Poly, 24. 4, Muir, 22. 5, Long Beach Wilson, 20. 6, tie, Modesto Downey, Esperanza, Pittsburg and Concord Carondelet, 16. 10, St. Bernard's, 14.

**100** — 1, Heather Sumpter, Muir, 11.69 seconds. 2, Aminah Haddad, Long Beach Poly, 11.70. 3, Kelli White, James Logan, 11.93. 4, Bisa Grant, Bishop O'Dowd, 12.10. 5, Jaime Sims, Eliwanda, 12.11. 6, Kumesha Miller, San Diego Morse, 12.22.

**200** — 1, Keisha Backus, Long Beach Wilson, 23.21 seconds. 2, Aminah Haddad, Long Beach Poly, 23.37. 3, Latasha Gilliam, Pittsburg, 23.76. 4, Heather Sumpter, Muir, 23.87. 5, Kelli White, James Logan, 23.96. 6, Tori Edwards, Pomona, 24.52.

**400** — 1, Latasha Gilliam, Pittsburg, 53.93 seconds. 2, Angela Harris, Oakland Skyline, 54.19. 3, Joranda White, Morningside, 54.71. 4, Malika Edmonson, St. Bernard's, 54.85. 5, Africa Williams, Sacramento Valley, 55.22. 6, Vicki Anwuri, Bishop Montgomery, 56.11.

**800** — 1, Kristie Johnston, Bakersfield Central, 2:09.98. 2, Tiffany Roberts, Concord Carondelet, 2:11.81. 3, Ashley Monahan, Amador Valley, 2:11.98. 4, Julie Koudelka, Huntington Beach Edison, 2:13.57. 5, Tanya Andrews, San Jose Del Campo, 2:14.05. 6, Angie Milner, Modesto, 2:14.47.

**1600** — 1, Elissa Riedy, Mission San Jose, 4:54.28. 2, Claire Becker, Bonita Vista, 4:59.11. 3, JoAnna Cerri, Modesto Downey, 5:01.48. 4, Courtney Pugmire, Esperanza, 5:01.74. 5, Carrie Caulkins, Esperanza, 5:02.05. 6, Christine Stavolone, Presentation, 5:02.60.

**3200** — 1, Julia Stamps, Rincon Valley Junior High, 10:26.51. 2, Kristen Gordon, Concord Carondelet, 10:51.24. 3, Amy Haase, San Diego, 10:51.54. 4, Sarah Dickerman, San Jose Del Campo, 10:51.80. 5, Kim Mortensen, Thousand Oaks, 10:55.38. 6, Gabriela Rodriguez, Oxnard, 10:55.45.

**100 hurdles** — 1, Davelia Shepard, Richmond Kennedy, 13.73 seconds (wa). 2, Bisa Grant, Bishop O'Dowd, 13.76. 3, Joanna Hayes, Riverside North, 13.80. 4, Jennifer Odum, Independence, 14.00. 5, Ayana Grant, Bishop O'Dowd, 14.28. 6, Meisha McKelvy, Gahr, 14.29.

**300 hurdles** — 1, Angela Harris, Oakland Skyline, 42.78 seconds. 2, Cathy Prater, Agoura, 43.62. 3, Keisha Griffiths, Los Angeles Washington, 43.72. 4, Felicia Johnson, Merced, 43.75. 5, Sunshine Peterson, James Logan, 44.38. 6, Stacy Hebert, Buena, 44.50.

**400 relay** — 1, Long Beach Wilson, 46.17 seconds. 2, Oakland Skyline, 46.51. 3, Bishop O'Dowd, 47.45. 4, St. Bernard's, 47.51. 5, San Diego Morse, 47.53. 6, Vallejo, 48.18.

**1600 relay** — 1, Oakland Skyline, 3:41.90. 2, Long Beach Poly, 3:43.27. 3, St. Bernard's, 3:46.81. 4, Bishop O'Dowd, 3:47.94. 5, James Logan, 3:48.83. 6, San Jose Valley, 3:51.21.

**High jump** — 1, Kristy Kierulff, Esperanza, 5-10. 2, Jamilla Churchill, Bishop O'Dowd, 5-10. 3, Tracve Lawyer, Cate, 5-10. 4, Danielle Boswell, Fresno Bullard, 5-9. 5, Tara Flaming, Immanuel, 5-8. 6, Liz Giltner, Charnade, 5-7.

**Long jump** — 1, Tara Dettinger, Foothill, 19-7 1/2. 2, Laren Parker, Bakersfield, 19-6 1/2. 3, Carlene Jones, San Diego Morse, 19-2. 4, Michele Reid, Folsom, 18-11 1/2. 5, Jessica Valpey, Pleasant Valley, 18-11 1/2. 6, LaToya LeJay, Canyon Springs, 18-4 1/4.

**Triple jump** — 1, Tamiela Porter, Orange Glen, 38-11 1/2. 2, Amber Roberts, Muir, 38-11 1/4. 3, Michele Reid, Folsom, 38-11. 4, Aisha Harrison, Wasco, 38-8. 5, Joanna Hayes, Riverside North, 37-8 3/4. 6, Reynda King, St. Mary's, 37-1 1/4.

**Shot put** — 1, Dolores Tuimolau, Channel Islands, 46-10. 2, Peka Lau, Nogales, 44-11 1/2. 3, Gina Heads, Newport Harbor, 44-8 3/4. 4, Soozie Shamley, Tulare, 43-7 1/2. 5, Nicole Brooks, Berkeley, 42-8 1/2. 6, Andria Brown, South Bakersfield, 42-5.

**Discus** — 1, Suzy Powell, Modesto Downey, 174-2. 2, Nadia Lopez, Arroyo Grande, 154-0. 3, Gina Heads, Newport Harbor, 146-1. 4, Darlene Tulua, Carmel, 145-4. 5, Soozie Shanley, Tulare, 142-10. 6, Mandy Buckey, Bakersfield, 139-6.

# The Day in Sports

## HIGH SCHOOL TRACK

### STATE CHAMPIONSHIPS

#### At Cerritos College

##### Boys

100 METERS (wind +0.44 m.p.s.)—1. Johnson, Redlands, 10.43; 2. Holwell, Bakersfield West, 10.52; 3. Evans, Vallejo, 10.58; 4. Jones, Stockton Franklin, 10.74; 5. Love, Fremont Washington, 10.77; 6. Settle, Dorsey, 10.80; 7. Butler, Morningside, 10.87; 8. Eubanks, Oceanside El Camino, 10.92; Howard, Canyon Springs, false start.

200 METERS (wind -1.61 m.p.s.)—1. Johnson, Redlands, 21.01; 2. Howard, Canyon Springs, 21.14; 3. Settle, Dorsey, 21.48; 4. Birks, Eisenhower, 21.75; 5. Williams, San Jose Silver Creek, 21.96; 6. Jones, Stockton Franklin, 21.99; 7. Williams, San Diego University City, 22.11; 8. McElroy, L.A. Washington, 22.20; Evans, Vallejo, did not run.

400 METERS—1. Davis, Vacaville Wood, 46.96; 2. Russell, Rowland, 47.10; 3. Charles, Daly City Westmoor, 47.17; 4. Jay, Ventura, 47.48; 5. Davis, Ridgecrest Burroughs, 47.56; 6. DeSaussure, Woodland Hills Taff, 47.70; 7. Burston, San Diego Morse, 48.25; 8. Higgins, Susanville Lassen, 48.92; 9. Reed, Morningside, 49.38.

800 METERS—1. Granville, Bell Gardens, 1:49.82; 2. V. Amador, Bakersfield, 1:50.11; 3. Camp, Lakeside El Capitan, 1:52.14; 4. Richburg, Union City Logan, 1:52.57; 5. Wenz, Canyon Country Canyon, 1:53.20; 6. Silva, Escondido San Pasqual, 1:53.65; 7. Moore, Muir, 1:53.84; 8. Santascy, Woodland, 1:54.73; 9. Teeson, Ayala, 1:56.32.

1,600 METERS—1. Keffezighi, San Diego, 4:07.67 (3:53.0 for 1,500 meters); 2. Stember, Sacramento Jesuit, 4:08.52 (3:54.5); 3. Hauser, San Diego St. Augustine, 4:08.97 (3:53.3); 4. Strahan, Hart, 4:09.58 (3:54.5); 5. Dunn, Arroyo Grande, 4:11.80 (3:55.6); 6. Etheridge, Barstow, 4:14.41 (3:58.8); 7. Blair, Napa, 4:14.87 (3:59.1); 8. Jones, Livermore, 4:15.48 (3:59.7); 9. Maier, Pleasanton Amador Valley, 4:23.57 (4:05.0).

3,200 METERS—1. Keffezighi, San Diego, 8:58.11 (8:25.7 for 3,000 meters); 2. Aroa, Palmdale, 9:03.19 (8:34.3); 3. Farley, Sacramento Jesuit, 9:03.55 (8:34.6); 4. Knutsen, Fair Oaks Del Campo, 9:05.88 (8:34.1); 5. Martinez, Orange, 9:06.94 (8:34.4); 6. Creason, Eureka, 9:10.26 (8:34.5); 7. Hernandez, Camarillo, 9:10.96 (8:37.4); 8. Elzondo, Mission Bay, 9:14.18 (8:44.9); 9. Balkman, San Jose Lynbrook, 9:15.93 (8:41.8); 10. Gillen, Yreka, 9:16.93 (8:44.9). Others included: 12. Sanchez, Delano, 9:18.20 (8:41.9); 14. Sanchez, South Gate, 9:21.29 (8:47.7); 15. Meiger, San Diego, 9:24.24 (8:50.2); 17. Gibbs, Rubidoux, 9:30.91 (8:53.9); 19. McLarty, Ayala, 9:36.22 (8:59.4); 20. Padilla, Monroe, 9:37.52 (9:03.4); 22. Ramirez, L.A. Roosevelt, 9:39.34.

110-METER HIGH HURDLES (wind +2.44 m.p.s.)—1. Burrell, Upland, 13.93w; 2. Johnson, Nogales, 13.95; 3. Haslip, Muir, 14.07; 4. Medeiros, Hart, 14.23; 5. Alade, Bakersfield Highland, 14.33; 6. Edmond, San Jose Bellarmine, 14.42; 7. Haag, Granada Hills, 14.55; 8. Forte, Oceanside El Camino, 14.67; 9. Thomas, San Diego Rancho Bernardo, 14.96.

300-METER INTERMEDIATE HURDLES—1. Haslip, Muir, 37.14; 2. Medeiros, Hart, 37.38; 3. Brownlee, Hamilton, 37.44; 4. Johnson, Nogales, 37.50; 5. Holmes, Muir, 37.52; 6. Mel Lete, Saddleback, 37.88; 7. Fell, San Diego Rancho Bernardo, 38.78; Forte, Oceanside El Camino, and Edmond, San Jose Bellarmine, did not run.

400-METER RELAY—1. Oceanside El Camino, 41.16; 2. Muir, 41.24; 3. Morningside, 41.25; 4. Oakland Skyline, 41.60; 5. San Diego University City, 41.81; 6. Dorsey, 41.96; 7. San Diego, 42.10; 8. L.A. Washington, 42.90; Vallejo, disqualified for passing out of zone.

1,600-METER RELAY—1. Muir, 3:12.54; 2. San Diego Patrick Henry, 3:14.69; 3. Morningside, 3:14.85; 4. Fairfax, 3:15.29; 5. Berkeley, 3:16.29; 6. Dorsey, 3:17.02; 7. Santa Ana Foothill, 3:17.58; 8. Sacramento Valley, 3:18.46; Vallejo, disqualified for running inside the lane line.

HIGH JUMP—1. Fischer, Camarillo, 7-0; 2. Pritchard, Charter Oak, 7-0; 3. Nyberg, Visalia Mt. Whitney, 6-11; 4. Johns, Vallejo, 6-9; 5. Lloyd, Eisenhower, 6-8; 6. Bond, Piedmont, 6-8; 7. Leonard, Santa Rosa Piner, 6-6; 8. tie between Schuler, Folsom, and Roby, Corcoran, 6-6.

POLE VAULT—1. Slover, San Jose Leland, 16-10; 2. tie between Orloff, St. John Bosco, and Weighall, Bakersfield Highland, 16-6; 4. Sallinen, Burbank Burroughs, 15-10; 5. Stark, Porterville, 16-10; 6. Brown, Del Mar Torrey Pines, 15-6; 7. Truman, Covina, 15-2; 8. Loraine, Petaluma, 14-8; 9. Hart, Sacramento Christian Brothers, 14-2.

LONG JUMP—1. Washington, La Sierra, 23-9½w (+4.72 m.p.s.) (23-5 legal best); 2. Lloyd, Eisenhower, 23-8½w (2.54); 3. Ferreira, El Dorado Hills Oak Ridge, 23-7 (+1.35); 4. Haag, Granada Hills, 23-4½w (3.70) (21-5); 5. Jackson, San Jose Piedmont Hills, 23-2½w (2.37) (22-9); 6. Powell, Carmel, 22-10½ (+1.57); 7. Atkins, Fresno Clovis West, 22-4 (+1.08); 8. Boyce, Corona del Mar, 22-2½ (+1.57); Chase, Quartz Hill, no fair jumps; Washington's series: 23-5, 23-2¼, foul, foul, 23-9½w, foul.

TRIPLE JUMP—1. Ware, Vista Rancho Biena Vista, 50-6 (wind +1.45 m.p.s.); 2. Chase, Quartz Hill, 49-11 (+1.99); 3. Anderson, Long Beach Poly, 48-2w (+2.05); 4. Bishop, Taft (Central Section), 47-7¼ (+0.36); 5. Perham, San Diego Rancho Bernardo, 47-5¼ (+1.20); 6. Mitchell, National City Sweetwater, 47-3½ (+1.13); 7. Steward, Gardena, 47-1 (+1.70); 8. Turner, Morningside, 46-10 (-0.03); 9. McClure, Rowland, 46-4¼ (-0.43); Ware's series: 48-1½, 50-6, 49-6½, foul, foul, 46-6½.

SHOTPUT—1. DeMartini, San Francisco St. Ignatius, 58-11½; 2. Tift, Newport Harbor, 58-8¼; 3. Lingenfelter, Claremont, 58-7¼; 4. Fonua, Mira Costa, 57-4¼; 5. Cate, Orangevale Casa Robe, 55-11; 6. Martin, Modesto, 55-6¼; 7. Warren, Berkeley St. Mary's, 54-11½; 8. Staat, Bakersfield, 52-2¼; 9. Hammond, Fowler, 51-4¼; DeMartini's series: 54-11, foul, 55-2¼, 57-3, 58-1, 58-11½.

DISCUS—1. Staat, Bakersfield, 183-8; 2. DeMartini, San Francisco St. Ignatius, 178-2; 3. Hamalainen, Mariposa, 170-11; 4. Warren, Berkeley St. Mary's, 168-2; 5. Brown, Oceanside El Camino, 164-8; 6. Jones, Arroyo Grande, 162-7; 7. Bush, Modesto Downey, 162-3; 8. Boswell, Bakersfield West, 158-5; 9. Bodholdt, Irvine, 144-6; Staat's series: 171-11, 171-5, 183-7, foul, 183-3, foul.

FINAL TEAM SCORES—1. Muir, 36; 2. tie between Redlands and San Diego, 20; 4. San Francisco St. Ignatius, 18; 5. Hart, 16; 6. tie between Eisenhower and Sacramento Jesuit, 14; 8. tie between Oceanside El Camino and Nogales 12; 10. Camarillo, 10.

##### Girls

100 METERS (wind +1.24 m.p.s.)—1. Sumpter, Muir, 11.69; 2. Haddad, Long Beach Poly, 11.70; 3. White, Union City Logan, 11.93; 4. B. Grant, Oakland Bishop O'Dowd, 12.10; 5. Sims, Eltham, 12.11; 6. Miller, San Diego Morse, 12.22; 7. Al, Canyon Springs, 12.24; A. Anderson, LB Poly, and Holman, Sacramento Valley, did not run.

200 METERS (wind +1.37 m.p.s.)—1. Backus, Long Beach Wilson, 23.21; 2. Haddad, LB Poly, 23.37; 3. Ginn, Pittsburg, 23.76; 4. Sumter, Muir, 23.87; 5. White, Union City James Logan, 23.96; 6. Edwards, Pomona, 24.52; 7. Woods, San Jose Independence, 25.03; 8. Hennings, Woodside, 25.66; A. Anderson, LB Poly, did not run.

400 METERS—1. Gilliam, Pittsburg, 53.93; 2. Harris, Oakland Skyline, 54.19; 3. White, Morningside, 54.71; 4. Edmonson, St. Bernard, 54.85; 5. Williams, Sacramento Valley, 55.22; 6. Arnold, Bishop Montgomery, 56.11; 7. Crystal Miles-Threat, 56.24; 8. Ze, Livermore, 56.49; 9. Garner, San Diego Morse, 57.09.

800—1. Johnson, Fresno Central, 2:09.98; 2. Roberts, Concord Carondelet, 2:11.91; 3. Monahan, Pleasanton Amador Valley, 2:11.98; 4. Koudelka, Huntington Beach Edison, 2:13.57; 5. Andrews, Fair Oaks Del Campo, 2:14.05; 6. Miner, Modesto, 2:14.47; 7. Boykin, Laguna Hills, 2:16.32; 8. Candice Miles-Threat, Oakland Bishop O'Dowd, 2:16.35; 9. Rhett, LB Poly, 2:17.75.

1,600 METERS—1. E. Riedy, Fremont Mission San Jose, 4:54.28 (4:38.2 for 1,500 meters); 2. Becker, Chula Vista Bonita Vista, 4:59.11 (4:42.2); 3. Cent, Modesto Downey, 5:01.48 (4:45.4); 4. Pugmire, Esperanza, 5:01.74 (4:45.1); 5. Caulkins, Esperanza, 5:02.05 (4:45.2); 6. Stavolone, San Jose Presentation, 5:02.60 (4:46.1); 7. E. Riedy, Fremont Mission San Jose, 5:03.11 (4:45.4); 8. Cobb, Santa Barbara, 5:07.09 (4:45.9) (fell); 9. Bowen, Danville San Ramon, 5:14.05 (4:54.0).

3,200 METERS—1. Stamps, Santa Rosa Rincon Valley JHS, 10:26.51 (9:49.4 for 3,000 meters); 2. Gordon, Concord Carondelet, 10:51.24 (10:15.8); 3. Haase, Encinitas San Dieguito, 10:51.54 (10:07.6); 4. Dickeman, Fair Oaks Del Campo, 10:51.80 (10:15.5); 5. Mortensen, Thousand Oaks, 10:55.38 (10:16.5); 6. Rodriguez, Oxnard, 10:55.45 (10:18.9); 7. Gamson, Buena Park, 10:57.54 (10:18.0); 8. Cohn, Bakersfield Stockdale, 10:58.67 (10:24.4); 9. Ebner, St. Lucy's, 10:59.33 (10:18.9); 10. Donovan, Madras, 11:02.92 (10:25.5). Others included: 12. Pound, Poway, 11:09.73 (10:29.0); 13. Nelson, Anaheim Canyon, 11:12.77 (10:33.6); 18. DeBose, Hamilton, 11:33.64 (10:57.9); 21. Cabo, Granada Hills Kennedy, 11:38.09 (10:55.7); 22. Buckley, El Cajon Valhalla, 11:43.79 (10:59.0); 25. Colunga, L.A. Lincoln, 12:05.05 (11:28.3).

100-METER HIGH HURDLES (wind +3.82 m.p.s.)—1. Shepard, Richmond Kennedy, 13.72w; 2. B. Grant, Oakland Bishop O'Dowd, 13.76; 3. Hayes, North Riverside, 13.80; 4. Odom, San Jose Independence, 14.00; 5. A. Grant, Oakland Bishop O'Dowd, 14.28; 6. McKelvy, Gehr, 14.29; 7. Madu, Sacramento Valley, 14.47; 8. Kelly, Westchester, 14.48; 9. Wosden, Rio Mesa, 15.11.

300-METER LOW HURDLES—1. Harris, Skyline Oakland, 42.78; 2. Prater, Agoura, 43.62; 3. Griffiths, L.A. Washington, 43.72; 4. Johnson, Merced, 43.75; 5. Peterson, Union City Logan, 44.38; 6. Hebert, Buena, 44.50; 7. Puley, LB Wilson, 44.60; 8. Moten, Muir, 45.14; 9. Hayes, Riverside North, 45.75.

400-METER RELAY—1. Long Beach Wilson, 46.17; 2. Oakland Skyline, 46.51; 3. Oakland Bishop O'Dowd, 47.45; 4. St. Bernard, 47.51; 5. San Diego Morse, 47.53; 6. Vallejo, 48.18; 7. Morningside, 48.24; 8. Fresno Edison, 49.00; Pomona, disqualified for running inside the lane line.

1,600-METER RELAY—1. Oakland Skyline, 3:41.90; 2. Long Beach Poly, 3:43.27; 3. St. Bernard, 3:46.81; 4. Oakland Bishop O'Dowd, 3:47.94; 5. Union City Logan, 3:48.83; 6. Sacramento Valley, 3:51.21; 7. Canyon Springs, 3:51.47; 8. Morningside, 3:52.19; 9. Pleasanton Amador Valley, 3:53.52.

HIGH JUMP—1. Kienulf, Esperanza, 5-10; 2. Churchill, Oakland Bishop O'Dowd, 5-10; 3. Lowmyer, Cate, 5-10; 4. Suswell, Fresno Bulard, 5-9; 5. Fleming, Reedley Immanuel, 5-8; 6. Giltner, Chaminade, 5-7; 7. Watson, Saugus, 5-6; 8. Edwards, Moreno Valley, 5-6; 9. Larson, Carmel, 5-4.

POLE VAULT (exhibition)—1. Price, Kingsburg, 11-2 (American and high school record, old mark, 11-1, Price, 1994); 2. Chase, Agoura, 9-6; no third.

LONG JUMP—1. Oettinger, Santa Ana Foothill, 19-7½ (wind +1.9 m.p.s.); 2. Parker, Bakersfield, 19-6½w (+2.5) (18-8¼ legal best); 3. Jones, San Diego Morse, 19-2w (+2.5) (18-5¼); 4. Reid, Folsom, 18-11½w (+4.0) (18-6¼); 5. Valpey, Chico Pleasant Valley, 18-11½w (+4.0) (18-5¼); 6. Lelay, Canyon Springs, 18-4¼w (+2.1); 7. Jones, San Diego Morse, 18-3¼w (+2.8) (18-1); 8. Jansen, Visalia Redwood, 18-1w (+3.3); 9. Wright, Union City Logan, 17-8½w (+3.6) (17-4¼); Oettinger's series: 18-11½w, 17-4¼w, 19-0¼w, 19-7, foul, foul.

TRIPLE JUMP—1. Porter, Escondido Orange Glen, 38-11½ (wind +1.5 m.p.s.); 2. Roberts, Muir, 38-11¼ (+0.2); 3. Reid, Folsom, 38-11 (+1.2); 4. Harrison, Wasco, 38-8 (-0.1); 5. Hayes, Riverside North, 37-9¼ (+0.4); 6. King, Inglewood St. Mary's Academy, 37-1¼w (2.1) (36-7¼); 7. Jackson, Fresno Central, 37-0¼ (+1.9); 8. O'Brien, Huntington Beach Edison, 36-11¼ (+1.7); 9. Pettibon, San Jose Gunderson, 36-6¼ (-0.5); Porter's series: 37-10, 38-11½, foul, 37-7¼, 38-7¼, 38-3¼.

SHOTPUT—1. Tulmola, Channel Islands, 46-10; 2. Laubi, Nogales, 44-11½; 3. Heads, Newport Harbor, 44-8¼; 4. Shanley, 43-7½; 5. Brooks, Berkeley, 42-8½; 6. Brown, Bakersfield South, 42-5; 7. Holmes, Hayward Tennyson, 41-11½; 8. Hubbard, Fresno, 39-3; 9. Eluete, Daly City Jefferson, 37-0½. Tulmola's series: foul, 45-6½, 45-9¼, 45-1, 46-10, 44-0¼.

DISCUS—1. Powell, Modesto Downey, 174-2; 2. Lopez, Arroyo Grande, 154-0; 3. Heads, Newport Harbor, 146-1; 4. Tulua, Carmel, 145-4; 5. Shanley, Tulare, 142-10; 6. Buckley, Bakersfield, 139-8; 7. Hart, Bakersfield North, 137-8; 8. Tulmola, Channel Islands, 137-7; Bower, Palo Alto Gunn, no fair throw.

FINAL TEAM SCORES—1. Oakland Skyline, 36; 2. Oakland Bishop O'Dowd, 32; 3. Long Beach Poly, 24; 4. Muir, 22; 5. Long Beach Wilson, 20; 6. tie among Modesto Downey, Esperanza, Pittsburg and Concord Carondelet, 16; 10. St. Bernard, 14.



# The Day in Sports

## HIGH SCHOOL TRACK

### State Meet At Centris College

#### BOYS

##### 100 METERS

HEAT ONE (wind -0.48 m.p.s.)—1. Johnson, Redlands, 10.39; 2. Evans, Vallejo, 10.53. Nonqualifiers included: 3. Taylor, Dominguez, 10.93; 4. Robinson, Chula Vista, 10.94; 5. McElroy, L.A. Washington, 10.96.  
HEAT TWO (wind +2.41)—1. Hollwell, Bakersfield, 10.60; 2. Jones, Stockton, 10.72; 3. Settle, Dorsey, 10.73; 4. Butler, Morningside, 10.74; 5. Eubanks, Oceanside, 10.75. Nonqualifiers included: 7. Young, Woodbridge, 10.99.  
HEAT THREE (wind +0.36 m.p.s.)—1. Howard, Canyon Springs, 10.32; 2. Love, Fremont, 10.75. Nonqualifiers included: 4. Williams, San Diego University City, 10.82; 5. Conwright, Westchester, 10.90.

##### 200 METERS

HEAT ONE (wind +0.68 m.p.s.)—1. Howard, Canyon Springs, 20.94; 2. Settle, Dorsey, 21.37; 3. Blake, Escondido, 21.53; 4. Jones, Stockton, 21.62; 5. Williams, San Jose Silver Creek, 21.65; 6. Williams, San Diego University City, 21.70.  
HEAT TWO (wind +0.68 m.p.s.)—1. Evans, Vallejo, 21.41; 2. McElroy, L.A. Washington, 21.68. Nonqualifiers included: 4. Lane, San Diego Patrick Henry, 22.03; Young, Woodbridge, did not run.  
HEAT THREE (wind -1.30 m.p.s.)—Johnson, Redlands, 21.03. Nonqualifiers included: 5. Miller, San Diego Patrick Henry, 21.76; 4. Pipersburg, Santa Barbara, 21.89; 6. Conwright, Westchester, 22.32.

##### 400 METERS

HEAT ONE—1. Davis, Vacaville Wood, 47.43; 2. Joy, Ventura, 47.62; DeSaussure, Woodland Hills Taft, 47.70. Nonqualifiers included: 4. Wingath, San Diego Mt. Carmel, 49.51.  
HEAT TWO—1. Reed, Morningside, 47.68; 2. Davis, Ridgecrest, 47.89. Nonqualifiers included: 3. Shepard, Dorsey, 49.11; Miller, San Diego Patrick Henry, finished first but was disqualified for running inside lane line.  
HEAT THREE—1. Charles, Daly City Westmoor, 47.61; 2. Burston, San Diego Morse, 47.75; 3. Russell, Rowland, 47.85; 4. Higgins, Susanville Lassen, 48.62. Nonqualifiers included: 6. Campbell, Alta Loma, 50.86; 7. Jones, Manual Arts, 51.19.

##### 800 METERS

HEAT ONE—1. V. Armour, Bakersfield, 1:51.52; 2. Teeson, Ayala, 1:53.10; 3. Wenz, Canyon Country Canyon, 1:53.22; 4. Santoyo, Woodland, 1:53.55; 5. Silva, Escondido, 1:54.39. Nonqualifiers included: 6. Larson, Palisades, 2:01.85.  
HEAT THREE—1. Granville, Bell Gardens, 1:51.47; 2. Camp, Lakeside El Capitan, 1:52.74; 3. Moore, Muir, 1:54.01. Nonqualifiers included: 6. Wheeler, Dorsey, 1:56.42.  
HEAT THREE—1. Richburg, Union City Logan, 1:53.95; 2. Peterson, Rowland, 1:54.39. Nonqualifiers included: 5. Duarte, L.A. Roosevelt, 1:57.27; Hauser, San Diego St. Augustine, did not run.

##### 1,600 METERS

Heat Winners Plus Next Six Fastest Qualify For Final  
HEAT ONE—1. Kefauver, San Diego, 4:16.20 (4:01.7 for 1,500 meters); 2. Etheridge, Barstow, 4:16.61 (4:01.8); 3. Strahan, Hart, 4:16.63 (4:01.8); 4. Blair, Napa, 4:16.80 (4:01.9); 5. Jones, Livermore, 4:16.90 (4:02.0). Nonqualifiers included: 6. Barreda, Loyola, 4:16.99 (4:02.1); 12. Valenzuela, Belmont, 4:30.03 (4:11.4).  
HEAT TWO—1. Hauser, San Diego St. Augustine, 4:12.72 (3:58.6); 2. Stember, Sacramento Jesuit, 4:13.69 (3:55.9); 3. Dunn, Pliego Grande, 4:15.49 (4:05.2); 4. Maier, Pleasanton Amador Valley, 4:15.88 (3:59.8). Nonqualifiers included: 5. Henderson, San Diego Mira Mesa, 4:17.42 (3:59.6); 8. Fisher, Thousand Oaks, 4:22.62 (4:02.1); 12. Munoz, Belmont, 4:27.0 (4:21.6); 13. Gilmore, Palisades, 4:44.5.

##### 110-METER HIGH HURDLES

HEAT ONE (wind -0.46 m.p.s.)—1. Johnson, Nogales, 14.25; 2. Forte, Oceanside El Camino, 14.30; 3. Edmond, San Jose Bellarmine, 14.62. Nonqualifiers included: 5. Mabry, Dorsey, 14.77.  
HEAT TWO (wind +1.88 m.p.s.)—1. Medeiros, Hart, 14.23; 2. Burleigh, Upland, 14.26; 3. Haag, Granada Hills, 14.62. Nonqualifiers included: 5. Fell, San Diego Rancho Bernardo, 15.12.  
HEAT THREE (wind +0.49 m.p.s.)—1. Albede, Bakersfield Highland, 14.08; 2. Haslip, Muir, 14.28; 3. Thomas, San Diego Rancho Bernardo, 14.68. Nonqualifiers included: 4. Jones, Arroyo Grande, 14.71; 8. Kokorowski, El Camino Real, 15.11.

##### 300-METER INTERMEDIATE HURDLES

HEAT ONE—1. Haslip, Muir, 37.16; Brown, El Cerrito, 37.70; 3. Fell, San Diego Rancho Bernardo, 38.35.  
HEAT TWO—1. Medeiros, Hart, 38.26; 2. Mei Lete, Saddleback, 38.54; 3. Forte, Oceanside El Camino, 38.66. Nonqualifiers included: 6. Haag, Granada Hills, did not run.  
HEAT THREE—1. Johnson, Nogales, 38.09; 2. Edmond, San Jose Bellarmine, 38.12; 3. Holmes, Muir, 38.27. Nonqualifiers included: 5. Lewis, Fairfax, 39.44.

##### 400-METER RELAY

HEAT ONE—1. Morningside, 41.54; 2. Vallejo, 41.28; 3. Dorsey, 41.54; 4. San Diego, 41.60.  
HEAT TWO—1. Muir, 41.33; 2. Oakland Skyline, 41.56; 3. San Diego University City, 41.63; 4. L.A. Washington, 41.64. Nonqualifiers included: 5. Canyon Springs, 41.90.  
HEAT THREE—Oceanside El Camino, 41.00. Nonqualifiers included: 2. Dominguez, 41.85; 3. Bishop Amat, 41.86; 4. Fairfax, 42.06.

##### 1,600-METER RELAY

HEAT ONE—1. San Diego Patrick Henry, 8:15.30; 2. Santa Ana Foothill, 8:15.79; 3. Berkeley, 8:15.95; 4. Fairfax, 8:16.23.  
HEAT TWO—1. Morningside, 8:14.55; 2. Sacramento Valley, 8:16.85. Nonqualifiers included: 4. Rowland, 8:18.23; 6. San Diego Morse, 8:24.84; L.A. Washington, disqualified for running inside the lane line.  
HEAT THREE—1. Muir, 8:13.49; 2. Dorsey, 8:14.98; 3. Vallejo, 8:16.74. Nonqualifiers included: 4. San Diego Lincoln, 8:18.32; 5. Pomona, 8:19.61.

##### 400-METER JUMP

Pitchford, Charter Oak; Fischer, Camarillo; Nyberg, Visalia Mt. Whitney; Lloyd, Eisenhower, all 6-9; Johns, Vallejo; Schuler, Folsom; Leonard, Santa Rosa Piner; Roby, Corcoran; Bond, Piedmont, all 6-8.

##### POLE VAULT

Orloff, St. John Bosco; Slover, San Jose Leland; Stark, Porterville; Salinas, Burbank; Burroughs, all 15-4; Loran, Petaluma; Weighnall, Bakersfield Highland; Brown, Del Mar Torrey Pines; Hart, Sacramento Christian Brothers, all 15-0.

##### LONG JUMP

Washington, La Sierra, 23-2w; Haag, Granada Hills, 22-11 1/4; Chase, Quartz Hill, 22-11; Ferreira, El Dorado Oaks Ridge, 22-9 1/4; Lloyd, Eisenhower, 22-9 1/4; Boyce, Corona del Mar, 22-7 1/4; Atkins, Fresno Clovis West, 22-7; Powell, Carmel, 22-7; Jackson, San Jose Piedmont Hills, 22-6.

##### TRIPLE JUMP

Ware, Vista Rancho Buena Vista, 50-10 1/4; Chase, Quartz Hill, 49-4 1/4; McClure, Rowland, 49-3 1/4; Mitchell, National City Sweetwater, 48-11 1/4; Bishop Taft (Central Section), 48-0 1/4; Turner, Morningside, 47-11 1/4; Steward, Gardena, 47-6; nAnderson, Long Beach Poly, 47-2; Parham, San Diego Rancho Bernardo, 47-1 1/4.

##### SHOTPUT

Tilt, Newport Harbor, 57-8; Martin, Madera, 57-4 1/4; Lingenfelter, Claremont, 56-10 1/4; DeMarini, San Francisco St. Ignace, 56-9 1/4; Cate, Orangevale Casa Roble, 54-11 1/4; Warren, Berkeley St. Mary's, 54-10; Hammond, Fowler, 54-10; Staat, Bakersfield, 54-8.

##### DISCUS

Staat, Bakersfield, 183-8; DeMartini, San Francisco St. Ignace, 180-0; Bush, Modesto Downey, 179-9; 4. Hamalainen, Mariposa, 176-0; Brown, Oceanside El Camino, 171-5; Warren, Berkeley St. Mary's, 171-3; Jones, Arroyo Grande, 169-11; Boswell, Bakersfield West, 168-7; Bodolodi, Irvine, 168-1 (Bodolodi advances on better second throw, 165-2 to 145-5).

##### POLE VAULT

Orloff, St. John Bosco; Slover, San Jose Leland; Stark, Porterville; Salinas, Burbank; Burroughs, all 15-4; Loran, Petaluma; Weighnall, Bakersfield Highland; Brown, Del Mar Torrey Pines; Hart, Sacramento Christian Brothers, all 15-0.

### GIRLS

#### 100 METERS

HEAT ONE (wind +1.25 m.p.s.)—1. Sumpster, Muir, 11.58; 2. B. Grant, Oakland Bishop O'Dowd, 11.87; 3. Sims, Elwanda, 11.92. Nonqualifiers included: 4. McKinney, Spring Valley Monte Vista, 12.32; 6. Broadway, Gardena, 12.54.  
HEAT TWO (wind +0.31)—1. Haddad, Long Beach Poly, 11.63; 2. White, Union City Logan, 11.97. Nonqualifiers included: 4. Garner, San Diego Kearny, 12.46; 8. McCarthy, Gardena, 12.86.  
HEAT THREE (wind +0.48)—1. Anderson, 11.77; 2. Ali, Canyon Springs, 12.04; Holman, Sacramento Valley, 12.11; 4. Miller, San Diego Morse, 12.17. Nonqualifiers included: 6. McThomas, El Camino Real, 13.42.

#### 200 METERS

HEAT ONE (wind +0.92 m.p.s.)—1. Haddad, Long Beach Poly, 23.72; 2. Sumpster, Muir, 24.01; 3. White, Union City Logan, 24.43; 4. Woods, San Jose Independence, 24.99. Nonqualifiers included: 5. McKinney, Spring Valley Monte Vista, 25.24; 8. McThomas, El Camino Real, 25.70.  
HEAT TWO (wind -0.84 m.p.s.)—1. Gilliam, Pittsburg, 23.92; 2. Anderson, Long Beach Poly, 24.58. Nonqualifiers included: 4. Miller, San Diego Morse, 25.19; 8. Balogun, Westchester, 25.95.  
HEAT THREE—1. Backus, Long Beach Wilson, 23.79; 2. Edwards, Pomona, 24.68; 3. Jennings, Woodside, 25.05. Nonqualifiers included: 5. Garner, San Diego Morse, 25.39; 6. McCarthy, Gardena, 25.90.

#### 400 METERS

HEAT ONE—1. Gilliam, Pittsburg, 55.24; 2. Anwar, Bishop Montgomery, 55.80; 3. Crystal Miles-Threat, Oakland Bishop O'Dowd, 56.13. Nonqualifiers included: 4. Simpson, Long Beach Poly, 56.23; 7. Balogun, Westchester, 58.19; 9. Edge, Vista Rancho Buena Vista, 59.76.  
HEAT TWO—1. White, Morningside, 55.11; 2. Ze, Livermore, 55.49; 3. Garner, San Diego Morse, 55.99. Nonqualifiers included: 5. Butler, Dorsey, did not run.  
HEAT THREE—1. Harris, Oakland Skyline, 54.40; 2. Edmonson, St. Bernard, 54.60; 3. Williams, Sacramento Valley, 54.96. 5. Carter, Cajon, 56.43; 7. Carey, San Diego University, 57.59; 8. Castillo, Orenshaw, 58.72.

#### 800 METERS

HEAT ONE—1. Roberts, Concord Carondelet, 2:13.35; 2. Milner, Modesto, 2:14.55; 3. Candace Miles-Threat, Oakland Bishop O'Dowd, 2:14.90; 4. Rhetta, Long Beach Poly, 2:14.95. Nonqualifiers included: 5. Shea, Vista, 2:16.53; 9. George, Chatsworth, 2:23.21.  
HEAT TWO—1. Johnston, Fresno Central, 2:11.06; Boykin, Laguna Hills, 2:12.90. Nonqualifiers included: 3. Butler, Dorsey, 2:15.88; 8. Hanley, San Diego University, 2:25.45; Pugmie, Esperanza, did not start.  
HEAT THREE—1. Monahan, Pleasanton Amador Valley, 2:13.28; 2. Koudelka, Huntington Beach Edison, 2:13.85; 3. Andrews, Fair Oaks Del Campo, 2:13.89. Nonqualifiers included: 5. Murphy, El Cajon Granite Hills, 2:19.51; 6. Chepello, Van Nuys, 2:20.53; 7. Ruane, Santa Margarita, 2:20.68.

#### 1,600 METERS

First Three in Each Heat Plus Next Three Fastest Qualify For Final  
HEAT ONE—1. E. Riedy, Fremont Mission San Jose, 4:57.33 (4:41.0 for 1,500 meters); 2. Stravolone, San Jose Presentation, 4:58.03 (4:40.9); 3. Bowen, Danville San Ramon, 4:59.63 (4:41.9); 4. Caulkins, Esperanza, 5:00.21 (4:42.5). Nonqualifiers included: 8. Munch, Temescal Canyon, 5:12.35 (4:52.6); 10. Coleman, Mission Bay, 5:24.37 (4:59.4); 11. Page, North Hollywood, 5:25.48 (5:06.1); 12. Rochin, Garfield, 5:25.71 (5:06.2); Garritson, Buena Park, did not run.

#### 400-METER RELAY

HEAT ONE—1. Long Beach Wilson, 46.15; 2. Oakland Bishop O'Dowd, 47.18; 3. Fresno Edison, 47.79. Nonqualifiers included: 6. San Diego Lincoln, 49.27; 7. Westchester, 49.45; Canyon Springs, disqualified, passed out of zone.  
HEAT TWO—1. San Diego Morse, 46.98; 2. St. Bernard, 47.05; 3. Pomona, 48.19. Nonqualifiers included: 4. Gardena, 48.32.  
HEAT THREE—1. Oakland Skyline, 46.28; 2. Vallejo, 48.11; 3. Morningside, 48.30. Nonqualifiers included: 5. Carson, 49.20; 8. Encinitas San Diego, 50.20.

#### 1,600-METER RELAY

HEAT ONE—1. Long Beach Poly, 3:46.80; 2. Oakland Bishop O'Dowd, 3:49.97; 3. Morningside, 3:51.89. Nonqualifiers included: 4. Vista Rancho Buena Vista, 3:56.38; 7. Gardena, 4:02.95.  
HEAT TWO—1. St. Bernard, 3:47.96; 2. Pleasanton Amador Valley, 3:53.61. Nonqualifiers included: 6. Lakeside El Capitan, 4:04.74; 7. Dorsey, 4:07.75; Pomona, disqualified for running inside the lane line.  
HEAT THREE—1. Oakland Skyline, 3:48.80; 2. Union City Logan, 3:49.97; 3. Sacramento Valley, 3:51.37; 4. Canyon Springs, 3:52.33. Nonqualifiers included: 6. Westchester, 4:01.74; 7. Poway, 4:03.58.

#### LONG JUMP

Gilmer, Chaminade; Lawer, Cate; Bowwell, Fresno Bullard; Churcho, Oakland Bishop O'Dowd; Edwards, Moreno Valley; Kierulff, Esperanza; Flaming, Reedley Emmanuel, all 5-6; Larson, Carmel, 5-5.

#### POLE VAULT

Nonqualifiers included: Sorsenson, Chula Vista Hilltop, 36-9 1/4; 12. Pezaman, Spring Valley Mt. Miguel, 36-6 3/4; 14. Hughes, Ganesha, 36-1 1/4; 15. Wade, Gardena, 36-1; 19. West, Gardena, 35-3; 8. 22. Henderson, Cleveland, 34-10 3/4.

#### TRIPLE JUMP

Porter, Escondido Orange Glen, 38-6 1/4; Roberts, Muir, 38-5 1/2; Reid, San Jose, 38-2 1/4; Hamilton, Wasco, 37-7 3/4; Hayes, Riverside North, 37-7 3/4; O'Brien, Huntington Beach Edison, 37-7; Jackson, Fresno Central, 37-5; Pettibon, San Jose Gunderson, 37-4; King, Inglewood St. Mary's Academy, 37-2 1/2.

#### SHOTPUT

Nonqualifiers included: 11. Philman, Huntington Beach Edison, 130-7; 14. Rose, Palmdale, 129-4; 15. McCormack, Lakeside El Capitan, 125-4; Magana, Fallbrook, 124-2; 17. Gonzales, Chula Vista Hilltop, 116-8.