

JULY 1989

ISSUE NO. 149

CALIFORNIA

Track & Running News

08/89
Walt Lange
4920 Oak Leaf Ave.
Carmichael CA 95608

BULK RATE
U.S. POSTAGE
PAID
Fremont, CA 94706
Permit No. 628

CIF/REEBOK
CALIFORNIA
HIGH SCHOOL STATE MEET

\$2.25

California's Only Track & Running Publication



1989 CIF / REEBOK CALIFORNIA HIGH SCHOOL STATE MEET

Complete with spills, thrills, and chills, there are few competitions in all of high school athletics that can quite compare with the California State High School Track & Field Championships! The overall level of competition in the sport in California is better than any other state in the Union, with the 1989 State Meet exceeding the expectations of most close followers of the sport. After sitting through some recent qualifying meets with wave-after-wave of races, one is left with the feeling after the Saturday Evening State Finals competition of somehow wanting more. There is always next year...but for now, it was a great affair, the 1989 State Championships at Cerritos College.

MEN'S RESULTS

By DOUG SPECK

▲ 100 Meters:

The geographic diversity of good sprinters in California has never been quite so amazing. Seven sections were represented in the State Finals run! A curious mixture of the quick and strong would meet here. Jeff Laynes (Oakland) had come south and defeated the best at Arcadia with his State-leading 10.56 (a mark that had stood until the fireworks this weekend). Barry Smith (Mission, San Francisco) was representing his City's section nicely with a 10.60 best, while James Stallworth (Tulare) had a 10.46w in defeating Laynes at the Fresno Relays. Leslie Haymon (Edison, Fresno) had rushed past Stallworth 10.64-10.65 when James leaped to celebrate near the end in the Central Section finals. Donovan Burks (Washington, LA) looked good in a 10.73 L.A. City win. The Hawthorne duo of Curtis Conway (10.44w) and Chris Alexander

(10.64) was also very dangerous, with Willie Clark (Wheatland) also an interesting commodity off his successes in the far north and a 10.4w best.



CURTIS CONWAY-100m
Fine Flicks by Don Gosney

The smoking started early in this event on Friday. Hawthorne had set the sprint tone for the weekend in the Prelims by cranking 40.24 (the #4 prep time ever) in the 400 meter relay event. Wind was a factor in the sprints on Friday. Clark bested Haymon in Heat 1 10.70w-10.77w (+2.81 meters per second). In Heat 2 Barry Smith fell flat to the ground out of his starting blocks at the firing of the gun and the race was eventually recalled. Barry took a heck of a spill as his blocks slipped and one wondered how he could come back. The Mission athlete is obviously a very, very tough young man, as he proved during the rerun, rocketing down the track (wind legal +1.81 mps) to pull away from Stallworth (10.51) and Alexander (10.56) (both lifetime bests), with a 1989 National High School leading 10.41. Conway showed he really meant business this weekend with a 10.48 (wind +1.86) heat 3 win, with Jeff Laynes riding a 2.59 mps gust to a 10.43w heat 4 win over Burks (10.69w).

The Finals run at 6:55 p.m. on Saturday

featured all of the intensity that marks this meet. Hawthorne had blown up in the 400 meter relay final and the Cougar cause needed a boost. All of the main actors discussed above were present and it was going to be a classic run. A real cooker it was, with Curtis Conway's respectable start in Lane 4 probably deciding the outcome. In his 10.48 heat win Curtis gave a meter away to the field in the first 20 before charging to his comfortable win. In the finals Conway was out even with the field, and he, Laynes (lane 6), and Barry Smith (lane 5) battled furiously down the track before the determined Cougar leaned in ahead with a 10.42-10.48 win over Laynes with Smith third at 10.55 (wind +1.94). Conway, the All-American quarterback, who is USC bound, showed tenacity in the tradition of Henry Thomas, Travis Hannah, and the other greats who have pulled it out when all seemed almost lost for Coach Kye Courtney's crew. Chris Alexander was 5th for the Cougars in the race here, assuming the favorite's role for next year as the highest finishing underclass athlete in the competition.

Finals	
Curtis Conway (Hawthorne)	10.42
Jeff Laynes (Oakland)	10.48
Barry Smith (Mission)	10.55
James Stallworth (Tulare)	10.57
Chris Alexander (Hawthorne)	10.58
Willie Clark (Wheatland)	10.70
Kiyoshi Moody (Castle Park)	10.75
Glen Reyes (Orange Glen)	10.76
Donovan Burks (Washington)	10.93
Heat #1: (Wind +2.81) 1. Willie Clark (Wheatland)	
10.70, 2. Leslie Haymon (Edison) 10.77, 3. Erik Allen (Hawthorne) 10.79, 4. Doug Boyd (Lincoln) 10.88, 5. Mark Ricks (Fairfax) 10.94, 6. Anthony Austin (Los Banos) 11.01, 7. Eric Brandon (Oceanside) 11.28. Heat	



BARRY SMITH-200m

Photo by Bill Cockerham

#2 (Wind +1.42) 1. Barry Smith (Mission) 10.41, 2. James Stallworth (Tulare) 10.51, 3. Chris Alexander (Hawthorne) 10.56, 4. Orland Birdsong (Benicia) 10.81, 5. Kevin Copeland (Dorsey) 10.90, 6. Terence Hill (Oak Grove) 10.94, 7. Marvin Samuels (Livermore) 10.97. Heat #3 (Wind +1.86) 1. Curtis Conway (Hawthorne) 10.48, 2. Glen Reyes (Orange Glen) 10.71, 3. Pete Hargraves (Bishop Montgomery) 10.80, 4. Rich Lacey (Moresau) 10.86, 5. Terry Bowen (Madera) 11.00, 6. Eric Richardson (Valley) 11.01. Heat #4 (Wind +2.59) 1. Jeff Laynes (Oakland) 10.43, 2. Donovan Burks (Washington) 10.69, 3. Kiyoshi Moody (Castle Park) 10.70, 4. Tim Martin (San Clemente) 10.77, 5. Anthony Crouts (Yerba Buena) 10.96, 6. Courtney Triggs (Clayton Valley) 11.08, 7. Jeff Harlow (Woodland) 11.15.

▲ 200 Meters

The 200 meters featured the same kind of intensity and quality running as the 100. Barry Smith (Mission), with a 21.22 best, had defeated all the state's top dashmen in a big Arcadia showdown, a meet in which Curtis Conway (21.04 later in the season) was held back with illness. Jeff Laynes (21.38), James Stallworth (21.2), Willie Clark (21.3), and a strong supporting cast would make this another super run. Friday's qualifying set up a great final. Conway (21.03w +2.14) took Heat 1 over Leslie Haymon (Edison, Fresno) (21.55w), fine Hawthorne soph Erik Allen (21.59w +2.59) won Heat 2, Barry Smith rolled to a 21.17w Heat 3 win (+2.20), with Laynes (21.48w) outlanding Clark (21.49w) in heat 4 (+2.34). The finals run here was very important in the battle for individual and team glory. All-American spots would be decided in this race and the Hawthorne hopes still sat on the shoulders of Mr. Conway. Haymon was in Lane 3, Laynes sat in Lane 4, Conway 5, Smith 6, with Allen in 7. Smith charged out like a man possessed, passing the 100 meter point off the turn in an amazing 10.71. Barry had a definite lead entering the straightaway, with Conway closest. The run over the final 100 was a classic, with the very strong and determined Conway edging ever so close to the equally powerful San Franciscan. The finish line finally came up with Smith less than a meter ahead. The 20.82 winning clocking by Smith (wind +1.73) is a 1989 National High School leader, and one of the fastest run in this competition. Conway finished in 20.89 for 2nd, Laynes

continued next page...

21.29 for 3rd, and Allen racing his finest ever, a 21.53 for 4th (and assuming the favorite's role for 1990 as the highest placing underclass athlete). With Keith Pouncey's third in the hurdles, the success here, and the always strong 1600 meter relay group still to step on the track, the situation had gone from tragedy to glory for Hawthorne once again.

Finals

Barry Smith (Mission)	20.82
Curtis Conway (Hawthorne)	20.89
Jeff Laynes (Oakland)	21.29
Erik Allen (Hawthorne)	21.53
Andre Green (Long Beach Poly)	21.55
Willie Clark (Wheatland)	21.62
Leslie Haymon (Edison)	21.76
Russell White (Crespi)	21.83
Napoleon Kaulman (Lompoc)	21.96

Heat #1 (Wind +2.14) 1. Curtis Conway (Hawthorne) 21.03, 2. Leslie Haymon (Edison) 21.55, 3. Donovan Burks (Washington) 21.83, 4. Jeff Fordan (University City) 22.16, 5. Orland Birdsong (Bericia) 22.16, 6. Terence Hill (Oak Grove) 22.37, 7. Clint Primm (Vallejo) 22.50. Heat #2 (Wind +2.45)

1. Erik Allen (Hawthorne) 21.59, 2. Marvin Smauels (Livermore) 21.82, 3. Tom Cook (Merced) DQ, 4. Eric Brandon (Oceanside) 22.24, 5. Robert Anderson (Jordan) DQ. Heat #3 (Wind +2.20) 1. Barry Smith (Mission) 21.17, 2. Andre Green (Long Beach Poly) 21.67, 3. Glen Reyes (Orange Glen) 21.75, 4. Simon Jones (Washington) 21.76, 5. Digone Hewson (Albany) 22.31, 6. Brian Adams (Bakersfield) 22.32. Heat #4 (Wind +2.34) 1. Jeff Laynes (Oakland) 21.48, 2. Willie Clark (Wheatland) 21.49, 3. Russell White (Crespi) 21.64, 4. Napoleon Kaulman (Lompoc) 21.71, 5. Aaron Turner (Pittsburg) 21.92, 6. Eric Worrel (Monte Vista) 22.50.

400 Meters

Beno Bryant (Dorsey, LA) had been the first Californian behind Albert Ransom (Montebello, Denver, CO) at Arcadia, and



BENO BRYANT—400 Meters

Fine Flicks by Don Gosney

had exploded to a fine 46.63 in the L.A. City

Finals, with Roosevelt Langston (Dominguez, Compton) 47.29, Simon Jones (Washington, LA) 47.51, Tony Borquez (Alemany, Mission Hills) 47.70, Jeff Ingalls (Agoura) 47.89, and David Stone (Arroyo Grande) 47.90 looking good during the latter part of the season. Langston (48.21), Bryant (48.40), Jones (48.74), and Borquez (48.80), were heat winners on Friday with it taking 49.03 to make the field of nine final.

Bryant continued his dominance of the event statewide in the finals, cruising comfortably through 11.5 and 11.2 first two 100 meter segments (22.7 at the 200), then separating himself from the pack around the south turn, racing by the 300 meter point in 34.7 (3rd 100 12.1). The University of Washington-bound tailback in football had moved to a five meter lead by the time he rolled through the homestretch 100 meters in 12.9 in recording a 47.52 clocking that had him win comfortably over Langston's 48.00.

Finals

Beno Bryant (Dorsey)	47.52
Langston Roosevelt (Dominguez)	48.00
Jeff Ingalls (Agoura)	48.18
Tony Borquez (Alemany)	48.62
Scott Bruan (Palo Alto)	48.82
Jerrald McCladde (Centennial)	49.23
Simon Jones (Washington)	49.26
Jerome Gross (Hoover)	49.27

Heat #1: 1. Langston Roosevelt (Dominguez) 48.21, 2. Scott Bruan (Palo Alto) 48.86, 3. Curtis Sheerer (Silver Creek) 49.32, 4. Shon Ellerbs (Crenshaw) 49.34, 5. Digone Hewson (Albany) 49.56, 6. Paul Scott (McAteer) 50.86. Heat #2: 1. Beno Bryant (Dorsey) 48.40, 2. Jeff Ingalls (Agoura) 48.58, 3. Jerome Gross (Hoover) 48.92, 4. Wallace Henry (James Logan) 49.35, 5. Larry Evans (Vallejo) 49.91, 6. Aarme Kala (Reedley) 51.14, 7. Jeff Speech (Riordan) 51.56. Heat #3: 1. Simon Jones (Washington) 48.74, 2. David Stone (Arroyo Grande) 49.12, 3. Marcus Jackson (Valley) 49.58, 4. Ryan Kori (Fortuna) 49.68, 5. Tommy Griffin (Los Altos) 49.74, 6. Art Hernandez (Montgomery) 50.20, 7. Keith Jones (Edison) 51.51. Heat #4: 1. Tony Borquez (Alemany) 48.60, 2. John Floyd (Locke) 48.83, 3. Jerrald McCladde (Centennial) 49.03, 4. Glenn Tipton (Oakland) 49.31, 5. Chris Dodge (Redwood) 50.08, 6. Michael Zimmerman (Orland) 50.95, 7. Tom Brown (Castle Park) 53.84.

800 Meters

This event was the equal of any in the meet in quality. There was a fine crew back in the State from last year's championship run and some athletes had really developed over two laps this season. Amazing Carpinteria junior Coley Candaele had added 800 meter success to his 1600 meter running this campaign, racing past the Southern Section's best on the homestretch in a 1:51.58 State qualifying race win (after a 4:10.54 1600 earlier in the evening). Doug Nichols (Edison, Huntington Beach) picked up the event quickly this season, having a 1:51.94 best, with Morgan Bateman (Crescenta Valley, La Crescenta) 1:52.37, Francis O'Neill (San Pasqual, Escondido) 1:52.40, and Troy Collins (Hemet), at 1:52.54 looking good from the South. Returning State runner-up Gordon Johnson (Piedmont) had run 1:52.2 and

seemed totally recovered from the mono that held him back this winter, and Egan Titus (Clovis) looked strong in a Central Sec



GORDON JOHNSON—800m

Fine Flicks by Don Gosney

tion 1:53.11 win.

Candaele took Friday's Heat 1 in 1:53.61, progressively building through a 55.7 final 400 with 28.2 and 27.5 200's. Ian Hunter (Prospect, San Jose) looked very good in a 1:53.82 Heat 2 win, Bateman took Heat 3 at 1:53.57 over Francis O'Neill's 1:53.82, with Gordon Johnson looking strong over the final half lap in an easy 1:54.31 final heat win.

Saturday's finals included two athletes who had run heats over 800 and 1600 meters on Friday and a very tough 1600 final some forty minutes before this race on Saturday. Francis O'Neill, the 1600 winner in 4:08.67 and Coley Candaele, 3rd in 4:09.01, both had good reason to be pushed before the 800 final started. Surprisingly, it was O'Neill who went out and did most of the pacework in this event. Taking the lead down the backstretch after the group cut for the pole on the one-turn stagger, O'Neill led through a 26.5 200 split, and had Gordon Johnson closest through the 400 at 54.7. Johnson and Doug Nichols were closest as O'Neill took the race through a 1:23.3 600, with few moves to affect the overall placings in the tight pack up that point. The San Diego Section star O'Neill amazingly still had a two meter lead as the group started the homestretch run. It was Johnson who had the most left down the final 100 meters, moving wide and powering past O'Neill about halfway through the final straightaway in moving to a 1:51.88 win. O'Neill had kept the pace going from 600 to 700 meters, covered in 14.5 around the south turn, but Johnson accelerated to 14.1 for the final 100 meters and left the San Diegoan some three meters to the rear. Johnson's comeback from mono, which left him pretty zonked from the end of cross country (he was too ill to run in the State harrier meet) through the start of this

year, seemed obviously very complete.

Finals

Gordon Johnson (Piedmont)

1:51.88



FRANCIS O'NEILL—1600m

Fine Flicks by Don Gosney

Morgan Bateman (Crescent Valley)	1:52.79
Graig Magness (Santa Teresa)	1:53.08
Doug Nichols (Edison)	1:53.14
Coley Candaele (Carpinteria)	1:53.81
Titus Egan (Clovis)	1:54.22
Dan Held (Santa Rosa)	1:54.28
Ian Hunter (Prospect)	N.T.

Heat #1: 1. Coley Candaele (Carpinteria) 1:53.61, 2. Graig Magness (Santa Teresa) 1:54.57, 3. Jonathan Stember (Jesuit) 1:56.54, 4. Keir Scott (Hamilton) 1:58.30, 5. Leon Rountree (Bishop O'Dowd) 1:58.81, 6. Paul Scott (McAteer) 2:00.19. Heat #2: 1. Ian Hunter (Prospect) 1:53.82, 2. Titus Egan (Clovis) 1:53.92, 3. Doug Nichols (Edison) 1:54.11, 4. Dan Held (Santa Rosa) 1:54.60, 5. Art Marlin (El Capitan) 1:55.30, 6. James Warhaver (Fairfield) 1:58.03, 7. Dan Glasband (North Hollywood) 2:09.34. Heat #3: 1. Morgan Bateman (Crescenta Valley) 1:53.57, 2. Francis O'Neill (San Pasqual) 1:53.82, 3. Jeff Holland (Sierra) 1:55.44, 4. Garry Marlin (Orville) 1:56.57, 5. Darin Tara (Clayton Valley) 1:57.86, 6. Paulos Yonas (Roosevelt) 1:58.69, 7. Kenzie Boale (University) 2:01.28. Heat #4: 1. Gordon Johnson (Piedmont) 1:54.31, 2. Troy Collins (Hemet) 1:55.23, 3. Chris Marley (Banning) 1:56.52, 4. Carlos Sanchez (Madera) 1:57.50, 5. Jason Jackowski (Mira Mesa) 1:58.41, 6. Albert Morales (Independence) 2:00.46, 7. Tim Walker (Oakland Tech) 2:01.44.

1600 Meter

The four lap event would be another very hot one! Some fine milers had hooked up in some very good competitions thuster this spring, with a big final showdown assured here. Carpinteria's Coley Candaele, only a junior, had steadily improved, and took the Southern Section qualifying affair in 4:10.54 with a big 58.7 final 400. Todd Lewis (Burbank), 2nd in that race at 4:11.94, Mike Nielsen (Mater Dei, Santa Ana) 4:12.24, Louis Quintana (Arroyo Grande), the nation's best soph miler at 4:12.24, and Francis O'Neill (San Pasqual, Escondido)

continued next page...

CIF / Reebok California State Meet

4:12.89, also looking very good. Lewis had won the Arcadia showdown against all of the above runners in 4:11.20. O'Neill was noteworthy in that he won an 800-1600-3200 triple in the San Diego Section finals.

Candaele edged O'Neill 4:14.46-4:14.82 in Friday's Heat 1 with Eli Ricca (Arcata) looking good in 4:15.50 in 3rd. Lewis churned a 59.0 final 400 in his 4:12.66 Heat 2 win with Quintana (4:13.00) following closest.

Saturday evening's finals run was one of the first of the evening and drew a great deal of attention. Particular interest was drawn to Lewis's potential to take the big kick out of Candaele with a tough early pace. Todd was one of the section's top cross country athletes while Candaele toiled for the championship Carpinteria football team as a quarterback and defensive back (where he picked up All-State honors). It was Francis O'Neill who jumped to the front as the race headed around the first turn, as the prancing San Diegoan (I do not think his heels ever touch the ground at any point in his stride) took the pack through 29.8-61.6 200 and 400 meter splits. Quintana was closest through a 1:33.3 600 with Candaele pulling up into second after Francis took the pack through a 2:05.7 800. Continuing the tempo of 31 and 32 second 200's O'Neill led through 1000 meters at 2:37.6 and 1200 in 3:09.3. The tempo really did not change much around the first turn of the last lap, with Lewis the first to make a big move, charging down the backstretch into the lead as the race headed into the final turn. Todd had charged the 200 from the 1200 to 1400 in 29.6. With 150 meters to go Lewis had a 2 meter lead over O'Neill, a margin Todd held until the San Pasqual start launched a furious sprint down the final stretch and collared the Burbank athlete before edging ahead to a 4:08.67 win. Candaele came on with a big rush right at the end, nipping Lewis 4:09.01-4:09.02 and taking a big spill after leaning at the tape.

Finals

Francis O'Neill (San Pasqual)	4:08.67
Coley Candaele (Carpinteria)	4:09.01
Todd Lewis (Burbank)	4:09.02
Mike Nielsen (Mater Dei)	4:11.56
Louie Quintana (Arroyo Grande)	4:12.40
Jorge Rodriguez (Fallbrook)	4:12.57
Eli Ricca (Arcata)	4:13.74
Danny Jordan (Venice)	4:15.48
John Mumm (Nevada Union)	4:26.72

Heat #1: 1. Coley Candaele (Carpinteria) 4:14.46, 2. Francis O'Neill (San Pasqual) 4:14.82, 3. Eli Ricca (Arcata) 4:15.50, 4. Danny Jordan (Venice) 4:16.46, 5. Matt Ringer (Homestead) 4:16.46, 6. Navidad Gana (Belmont) 4:18.82, 7. Max Guardiola (Tulare) 4:19.08, 8. Ed Lavelle (Corona del Mar) 4:20.56, 9. James Johnson (Jesuit) 4:20.95. Heat #2: 1. Todd Lewis (Burbank) 4:12.66, 2. Louie Quintana (Arroyo Grande) 4:13.00, 3. Mike Nielsen (Mater Dei) 4:15.05, 4. Jorge Rodriguez (Fallbrook) 4:16.15, 5. John Mumm (Nevada Union) 4:16.94, 6. Jose Pedraza (Roseville) 4:16.99, 7. Clay Biddle (Mt. Carmel) 4:18.07, 8. Brian Gastelum (Birmingham) 4:18.68, 9. Andy Price (Santa Rosa) 4:20.20, 10. Shon Wilson (Bullard) 4:23.37.

▲ 3200 Meter

Bryan Dameworth (Agoura), a fine junior runner, had handled the state's best at Arcadia, running 9:03.62, with David Welsh



DAVID WELSH-3200m

Fine Flicks by Don Gosney

(Jesuit, Sacramento), 3rd in that race, coming back to record a nation-leading 8:23.11 3000 in winning handily at Mt. SAC. David has dangerous speed, recording a 1:53.90 800 along the way this season. The usual crew of sub-9:10 Southerners were along for the ride.

Mike Williamson (1000 Oaks), a steady strong 9:07.41 runner, moved right to the front here, towing a pack including Dameworth, Welsh, Jimmy Rodriguez (Santa Ana Valley), and Martin Morales (Wilson, LA) through 65.2-2:13.3-3:20.4-4:28.0-5:36.1 lap splits. After the six lap post (6:46.0) Williamson had Dameworth, Welsh, and Rodriguez catch up and set the contest up for a big final 400. At the bell in 7:57.6, Welsh was the first to make a move, edging away to a five meter lead as the group headed around the first turn on the final circuit. Dameworth tried to mount a big sprint with 300 meters to go, moving up to Welsh's shoulder with a half a lap to go, but Dave, the latest of Coach Walt Lange's Jesuit distance stars, powered away during a 28.5 final 200 (last 400 60.5) on his way to an 8:58.08 win. Dameworth finished 2nd to end a fine season in 9:00.27 with Williamson 3rd in 9:04.91.

Finals


David Welsh (Jesuit)	8:58.08
Bryan Dameworth (Agoura)	9:00.27
Mike Williamson (Thous Oaks)	9:04.91

Jimmy Rodriguez (Santa Ana Valley)	9:05.96
Kevin Berkowitz (Hayward)	9:05.98
Robert Nelson (Muir)	9:08.20
Abe Valdez (Camarillo)	9:12.27
Rob Scott (San Ramon)	9:12.83
Martin Morales (Wilson)	9:13.04
Craig Lunsford (Granada Hills)	9:13.51
Jeff Hughes (Santana)	9:14.36
Juan Romero (Arvin)	9:15.78
Jason Lindholm (Eureka)	9:17.80
Peter DeLaCorte (Granada Hills)	9:23.48
Obed Aguirre (San Fernando)	9:24.83
Ron Ames (Yreka)	9:25.35

▲ 110 Meter H H

John Prudenti (Justin-Siena, Napa) had put together a super senior year thus far. He smoked the best in the rest of the state in a 14.09 Arcadia Invite win and had romped over all competition in the Sac-Joaquin Section with a 13.6w clocking along the way. William Henry (Arroyo Grande), 2nd in last year's State affair, looked like the best of the rest with a 14.29 best with Keith Pouncey capable of helping Hawthorne's team cause mightily off his 14.19w-14.32 bests.

Prudenti (14.09 +1.91), Henry (14.14 +2.00), Pouncey (14.45 +1.45), and Ray Johnson (Vacaville) (14.44w +2.48) were heat winners. In the finals, Prudenti was out



WILLIAM HENRY-110HH

Fine Flicks by Don Gosney

well and in control of the race through three flights of hurdles, but started fangling with the barriers over the fourth set and Henry and Pouncey moved ahead. Continuing to have all kinds of balance problems (he dipped hurdles, 4, 6, and 8 along the way), Prudenti was performing real magic in staying in the race as Henry and Pouncey were on the way to very solid efforts. Clearing the final barrier cleanly, Prudenti closed down on Henry and Pouncey right at the tape. Unless you were right on the finish it was a tough one to sort out, but Henry was very happy after the finish, feeling he had won. The Arroyo Grande athlete was the winner, but by the narrowest of margins. The examination of the Accutrack photo had Henry 14.05 in 1st, Prudenti 14.06 in 2nd (we believe his first loss of the

outdoor season), and Pouncey 3rd in an excellent 14.07. The points earned here by Pouncey and later by Erik Allen in the 200 were the insurance the Cougars needed for the team championship after the 400 meter relay problems.

Finals

William Henry (Arroyo Grande)	14.05
John Prudenti (Siena)	14.06
Keith Pouncey (Hawthorne)	14.07
Ray Johnson (Vacaville)	14.45
Greg Green (Garey)	14.48
Greg Rojas (Garey)	14.60
Eric Bell (Castle Park)	14.84
Anthony Jennings (Claremont)	14.91
Mario O'Connor (Escondido)	14.96

Heat #1 (Wind +1.91) 1. John Prudenti (Siena) 14.09, 2. Greg Green (Garey) 14.52, 3. Mario O'Connor (Escondido) 14.71, 4. Robert Huggins (Bakersfield) 14.98, 5. Jamal Bush (Wilson Long Beach) 15.02, 6. William Childs (Reese) 15.32, 7. Irwin Lincoln (DeAnza) 15.48. Heat #2 (Wind +3.00) 1. William Henry (Arroyo Grande) 14.14, 2. Greg Rojas (Garey) 14.57, 3. Eric Bell (Castle Park) 14.65, 4. Tyrone Thompson (Modesto) 14.93, 5. Curtis Hawkins (Carson) 14.96, 6. Josh Fillon (East Nicolaus) 15.29, 7. Ken Jett (St. Mary's) 15.66. Heat #3 (Wind +1.42) 1. Keith Pouncey (Hawthorne) 14.45, 2. Pete Simmons (Oak Grove) 14.82, 3. Jim Farmer (Clovis West) 14.90, 4. Carlo Calosia (Carson) 15.14, 5. Jeff Haines (Poway) 15.35, 6. Eddie Wong (Lincoln) 15.58, 7. Jason Ruckleschier (Amador Valley) 15.65. Heat #4 (Wind +2.48) 1. Ray Johnson (Vacaville) 14.44, 2. Anthony Jennings (Claremont) 14.47, 3. Keary Johns (San Fernando) 14.72, 4. Willie Perryman (La Moore) 14.82, 5. Jim Zapfen (Garey) 14.97, 6. Erickson Grant (Oakland) 15.11, 7. Chris Antone (Monte Vista) 15.79.

▲ 300 Meter IH

John Prudenti (Justin-Siena, Napa) led the field here also, having the state's fastest clocking of 37.38 in winning and defeating most of the top challengers in the Arcadia meet. William Henry (Arroyo Grande) 37.51, Charles Brown (Channel Islands, Oxnard) 37.72, Tom Cook (Merced) 37.75, and Rocky Morris (A. Hill, San Jose) 37.78 were willing challengers.

Henry (37.90), Prudenti (37.81), Brown (38.00), and Morris (37.76) took the heats on Friday. After the disappointment in the highs earlier in Saturday's finals, one would expect Prudenti to be racing like a man possessed. Showing real aplomb, the Siena senior kept his cool in the finals, racing a disciplined step pattern that had him a part of the pack during the three hurdles on the backstretch (6.1 seconds to the first barrier, 4.1 and 4.2 step down splits between the next two), with his 4.1 and 4.3 for the barriers around the turn putting him and the very loose-running Rocky Morris out ahead of the pack. Morris stayed even as the event started down the homestretch, with Prudenti only gaining a touch of momentum off hurdle #7 that he carried into the finish to win 37.28-37.50. For the record, Prudenti was 4.4-4.4-4.6 and 1.5 for the last three hurdles and the run-in. Charles Brown finished with a rush, as usual, moving up to 3rd in 37.60.

continued next page...



JOHN PRUDENTI-300m IH

Photo by Bill Cortles/Action Photo

Finals

John Prudenti (Siena)	37.28
Rocky Morris (Andrew Hill)	37.50
Charles Brown (Channel Island)	37.60
Tom Cook (Merced)	37.76
Tom McGuirk (St. Ignace)	38.04
Edward Caba (Long Beach Poly)	39.04
Christopher Roulter (Carson)	39.06
Dexter Monroe (Patrick Henry)	39.42
William Henry (Arroyo Grande)	39.43

Heat #1: 1. William Henry (Arroyo Grande) 37.90, 2. Greg Rojas (Gilroy) 39.12, 3. Thomas Smith (Pittsburg) 39.17, 4. Louie Muniz (Woodbridge) 39.56, 5. Ignacio Sanchez (Lindsay) 40.25, 6. Philip Simpson (Dorsey) 40.56. Heat #2: 1. John Prudenti (Siena) 37.81, 2. Tom McGuirk (St. Ignace) 38.37, 3. Willie Perryman (Lemoore) 39.31, 4. Mario O'Connor (Escondido) 39.40, 5. Matt Sokol (Montgomery) 39.86, 6. Mike Fuhlert (Palmdale) 41.02. Heat #3: 1. Charles Brown (Channel Island) 38.00, 2. Christopher Roulter (Carson) 38.99, 3. Dexter Monroe (Patrick Henry) 39.11, 4. Erickson Grant (Oakland) 39.63, 5. Josh Fillion (East Nicolaus) 40.77, 6. Mike Pollard (Clovis West) 42.32. Heat #4: 1. Rocky Morris (Andrew Hill) 37.76, 2. Tom Cook (Merced) 38.11, 3. Edward Caba (Long Beach Poly) 38.24, 4. Anderson Crenshaw (Fremont) 39.46, 5. Benny Lewis (Mira Mesa) 39.90, 6. Jason Silverak (Santa Rosa) 40.44, 7. Eddie Wong (Lincoln) 40.82.

▲ 400 Meter Relay

This was really a strange one. The slowest time to get into the finals from Friday's heats was 41.95. That means nine teams ran that time or faster. In Saturday's finals only one team ran faster than that 41.95 clocking. You can almost cut the tension before this first running event in Saturday's finals with a knife, with the results obviously indicative of the nervousness associated with the athletes involved.

Hawthorne set the tone for the meet in Friday's heat 1, as Chris Alexander, Anthony Smith, Erik Allen, and Curtis Conway

blazed a 40.24 twelve meter win over Oakland's 41.17. Good stick work, with the best thusfar this season between Allen and Conway, assisted the Cougars to the #4 prep clocking ever in the event. This clocking was .01 faster than the group's Southern Section 40.25 and established a new California State best (at 40.24-40.25-40.64-40.66 the Cougars have at least the four fastest clockings ever by a Golden State squad). Dominguez raced 41.90 to win heat 2, Dorsey (LA) (with a 41.1 seasonal best) 41.65 in heat 3, with Washington (LA) (41.22 season best) looking good in a 41.55 heat 4 run.

When the squads lined up for the 6:05 pm final, all eyes were, of course, on Hawthorne in lane 5. Chris Alexander who would later run fifth in the 100 meter finals, and had run 10.56 in Friday's prelims, runs a great lead-off, powering off the top of the turn and screaming past the other teams into the hand-off. Anthony Smith, a 24-4 1/2 long jumper and 10.86 100 man runs a solid back-stretch, but today there was big trouble at the first exchange, as Smith appeared to take off too early and had to slow to receive the baton from Alexander and stay in the zone. It appeared that Conway could handle any anchor runner if close, but the second exchange was real tragedy. Soph Erik Allen, later 4th in the 200 at 21.53 and with a 10.71w 100 best, also left too early and the baton was exchanged out of the second zone. Conway brought the Cougars up to second behind Long Beach Poly's 41.82 winning time, but the Cougars were disqualified with the out of the zone second pass. A sure thing seemed lost and Hawthorne would really have to buckle down from here in to take home another State Team Championship. The pressure really showed for all the teams in this event, with interestingly, only the Andre Green anchored winning Long Beach Poly squad (41.82) beating their time from the prelims.



LONG BEACH POLY-400m Relay

Fine Flicks by Don Gooney

Finals

Long Beach Poly	41.82
Oakland	41.96
Dorsey	41.99
Muir	42.28
Lynwood	42.35
Washington	42.36
Dominguez	N.T.

Heat #1: 1. Hawthorne 40.24, 2. Oakland 41.17, 3. Lynwood 41.79, 4. Lincoln Prep 42.48, 5. Canoga Park 42.62, 6. Richmond 42.98, 7. Merced 43.05. Heat #2: 1. Dominguez 41.90, 2. Carson 42.19, 3. Moore 42.39, 4. Bakersfield 42.45, 5. Vallejo 43.14, 6. Pittsburg 43.24. Heat #3: 1. Dorsey 41.65, 2. Muir 41.95, 3. Tulare 42.40, 4. Lincoln 43.15, 5. Valley 43.37, 6. James Logan 43.56. Heat #4: 1. Washington 41.55, 2. Long Beach Poly 41.92, 3. Edison 41.95, 4. Oak Grove 42.62, 5. Wheatland 42.75, 6. Poway 43.06, 7. Moreno 43.63.

▲ 1600 Meter Relay

At the end of a long evening of action, a very good group lined up for this event. Hawthorne had battled back from the disaster in the 400 meter baton event to have won the team title once again. With six consecutive championships in this particular event, Coach Kye Courtney's crew seemed to be more than interested in just a high placing. Most of the Cougar main actors had been held back at least part of the season with minor ailments, but the 3:13.05 squad anchored by Curtis Conway had to be the event favorite. Pasadena (3:13.39), Washington (LA) (3:15.45) and others were waiting in the wings. LA Dorsey had run 3:14.38 in the City meet. The point to note in the 3:14.38 was that it was run without sophomore Lamont Warren, who won the Class B title in the LA Section at 48.07, and who would certainly aid the Don cause at State. Conway anchored a Hawthorne 3:16.34 heat 1 win with a comfortable 48.9 leg with Chris Alexander (2nd leg 47.6) and Ismael Delapino (48.9 3rd) looking good. Beno Bryant anchored Dorsey with a 48.8 in their

his hand by the 2nd place Muir team some 50 meters from the finish. Kevin Arney anchored Pasadena to a 3:16.70 heat 3 win with a 47.6 leg, with Simon Jones bringing the heat 4 winning LA Washington squad



DORSEY-1600m Relay

Fine Flicks by Don Gooney

home in 49.0 in their 3:17.78.

The men's 1600 meter relay was the final race of the evening on Saturday and put a great cap on the Meet. Hawthorne switched the order for the finals, with Delapino leading off. His 49.6 put the Cougars in the front third of the nine team pack. Chris Alexander did his usual fine job on the second leg for the six time defending champions, furiously pumping his arms near the end of a 47.4 leg that gave his squad a narrow lead. It was on the third leg that Dorsey took over with (we assume) Warren moving away to an eight meter lead by the end of that segment with a 48.4 split to the 50.0 leg run by Kevin Gatlin for Hawthorne. What a set up! The State champion in the 400, Beno Bryant, with a 46.63 best, against the State 100 meter champion, Curtis Conway, who had split as fast as 45.8 this season in the one lapper. This was Conway's eighth race of the weekend, with this anchor effort Bryant's fourth 400 meter effort in two days. You would not have known that either had run a step before this in the last two days the way the two track and gridiron stars ran. Bryant kept Curtis at bay for the first 200 meters, with the Hawthorne flash edging up by the beginning of the final straightaway. About halfway down the homestretch one could sense that Curtis was not going to catch Bryant, and the

continued next page...

Dorsey anchor runner took his team to a three meter win 3:12.21-3:12.68. Conway had split 45.8 with Bryant 46.4. The two anchor runners embraced after the event's close in a show of respect that kind of symbolized for everyone what a magnificent evening of competition this had been for all in attendance.

Finals

Dorsey	3:12.21
Hawthorne	3:12.68
Pasadena	3:16.73
Fairfield	3:17.03
Edison	3:18.05
Washington	3:18.44
Muir	3:18.94
Patrick Henry	3:19.00
Oakland	3:19.60

Heat #1: 1. Hawthorne 3:16.34, 2. Fairfield 3:17.30, 3. Henry 3:18.90, 4. Oakland 3:19.03, 5. Crenshaw 3:21.26, 6. Fortuna 3:21.61, 7. Santa Teresa 3:29.18. **Heat #2:** 1. Dorsey 3:16.29, 2. Muir 3:17.68, 3. Edison 3:23.55, 4. Mira Mesa 3:28.35, 5. Wheeland 3:36.32. **Heat #3:** 1. Pasadena 3:16.70, 2. Edison 3:17.84, 3. Carson 3:23.00, 4. DeAnza 3:23.41, 5. Seaside 3:24.66, 6. Lemoore 3:25.48, 7. Valley 3:28.35. **Heat #4:** 1. Washington 3:17.78, 2. San Bernardino 3:19.33, 3. Morse 3:22.29, 4. Bakersfield 3:27.84, 5. Vallejo 3:30.89, 6. Lincoln 3:33.89.

▲ High Jump

A good field of jumpers performed here. Southerner Mark Wilson (Charter Oak, Covina), despite jumping most of the season with a variety of leg ailments, had jumped 7-1, with Northerners Kevin Keane (DeLaSalle, Concord) and Jim O'Sullivan (Drake, San Anselmo) bests of 7-0 1/4. Santa Rosa's Gabe Marville upset the Northern 7-footers in the North Coast Section finals at



MARK WILSON—High Jump
Photo by Bill Cockerham

7-0. Big competitions this spring had seen Keane as the first Californian at Arcadia and O'Sullivan take Wilson at Mt. SAC.

Nine qualified at 6-8 for the finals, with the above foursome a part of that group. The jumping started at 6-4 with seven of the nine jumpers successful through 6-8, and only O'Sullivan of the "gang of four" needing two efforts at that height. Wilson took three

jumps to clear 6-7, with Keane, Marville, and Paul Maloney (St. Vincent, Petaluma) having clean records (no misses) through 6-8. All the seven-footers passed at 6-9 with Maloney clearing that height on his second trial (a clearance that would later be good for 4th place). At 6-10 Marville continued without a miss while Wilson also was over on his first attempt. Keane cleared on try number two while Maloney and surprisingly O'Sullivan missed three times. O'Sullivan slipped into a tie for 5th with Ruben Hendrix of South Bakersfield off his clearance at 6-8. The three athletes left, Keane, Marville, and Wilson, all passed 6-11 and tried again at 7-0. All missed their first attempt, with Wilson timing the kick up of his heels as they passed over the crossbar on his second trial perfectly to sneak over that height. Keane and Marville missed their next two tries. Wilson had the bar moved to 7-2 1/4, a height he thought would give him the national lead (he was mistaken, as the national leader is really 7-2 1/2), but the UCLA-bound Charter Oak athlete missed there twice and called it a night.

Finals

Mark Wilson (Charter Oak)	7-0
Gabe Marville (Santa Rosa)	6-10
Kevin Keane (DeLaSalle)	6-10
Paul Maloney (St. Vincent)	6-8
Jim O'Sullivan (Sir Francis Drake)	6-8
Ruben Hendrix (So Bakersfield)	6-8
Joe Buchanan (San Marcos)	6-8
Bobby Robinson (Cabrillo)	6-6
Kimani Haaziq (Las Plumas)	6-4

Finalists: 1. (tie) Paul Maloney (St. Vincent), Jim O'Sullivan (Sir Francis Drake), Mark Wilson (Charter Oak) 6-8, 4. (tie) Ruben Hendrix (South Bakersfield), Bobby Robinson (Cabrillo), Kevin Keane (DeLaSalle), Gabe Marville (Santa Rosa) 6-8, 8. (tie) Joe Buchanan (San Marcos), Kimani Haaziq (Las Plumas) 6-4.

▲ Pole Vault

Anyone who can set a personal record at a respectable height at Cerritos College deserves to win a Championship competition. The gusting winds here can switch directions on a moment's notice and the westerlies wrap around the huge cement seating area opposite the vault runway and do some strange things. Flags 100 meters apart can blow the opposite direction, making exact timing in an event like the vault very interesting.

Anyway, in Friday's qualifying there were the usual number of frustrating performances. Fifteen-foot plus vaulters Brian Chase (Granite Hills, El Cajon) and Dan Wheeler (Nevada Union, Grass Valley) were non-qualifiers when all they could clear was 14-0, with 15-6 jumper Tim Post (Modesto) a scratch before the qualifying even started. Nine athletes cleared 14-4 to qualify for the finals.

The first three placers in the finals did some good vaulting. Everyone in the field, except for Brad Maberry (Bakersfield) who ended up 9th at 13-8, cleared 14-2. 15-4 performer Eric Whitcomb (Valencia, Placentia) and Tim Camillo (Lauzinger, Lawndale) tied for 7th when they cleared 14-2 but could

not negotiate 14-8. Six remained in the competition as the bar moved from 14-8 to 15-2. Sean Rogan (Irvine), who improved vastly during the final part of the season,



JIM LAWRENCE—Pole Vault
Photo by Bill Cockerham

ended up 6th at 14-8 on misses, as three of the six left could not negotiate 15-2. Jeremy Moore (Yreka) and Greg Sheets (Taft, Woodland Hills) tied for 4th at 14-8 on misses. At 15-2 Greg Wiler (Rolling Hills, RH Estates), was over on his second attempt, and on their final efforts, Wes Stephens (Orange Glen, Escondido) and Jim Lawrence (Del Mar, San Jose) were over 15-2. Stephens came into the meet with a 14-6 best, with Wiler 15-1, and Lawrence hopefully somewhere on the all-time top ten list of the state's most successful vaulting school (Del Mar) with his 15-3 pr. After requiring three trials at 14-8 and 15-2 Lawrence surprised with a first effort 15-6 clearance, enough to win when neither of the other two vaulters could negotiate that height.

Finals

Jim Lawrence (Del Mar)	15-6
Greg Miller (Rolling Hills)	15-2
Wes Stephens (Orange Glen)	15-2
(tie) Jeremy Moore (Yreka)	14-8
(tie) Greg Sheets (Taft)	14-8
Sean Rogan (Irvine)	14-8
(tie) Eric Whitcomb (Valencia)	14-2
(tie) Tim Camillo (Lauzinger)	14-2
Brad Maberry (Bakersfield)	13-8

Finalists: 1. (tie) Greg Sheets (Taft), Greg Miller (Rolling Hills), Tim Camillo (Lauzinger) 14-4, 4. (tie) Sean Rogan (Irvine), Jeremy Moore (Yreka), Jim Lawrence (Del Mar) 14-4, 7. (tie) Wes Stephens (Orange Glen), Eric Whitcomb (Valencia) 14-4, 9. Brad Maberry (Bakersfield) 14-4.

▲ Long Jump

This event was one of a group of field events that started at 5 p.m. on Saturday and one special performance here was very simply the best by a prep athlete during the outdoor season in the entire nation! The State had a good group of jumpers this year with six athletes over 24', some with and some without the benefit of aiding wind. Jerome Price (University, San Diego) had bested all the State's top jumpers behind Dion Bentley at Arcadia at 24-4 3/4, with the only top absentee from that affair, James Stallworth (Tulare) sitting back while recording a fine 24-7 3/4 win in the Central Section finals.

The jumpers always go slightly nuts at this facility on Friday in the State prelims. The event starts before any of the running



JAMES STALLWORTH—Long Jump
Fine Flicks by Don Goanay

events and the jumpers have a lot of attention. Short Rague Balina of DeLaSalle in Concord started things off in flight #2 with a big legal personal best of 23-10 1/4 (wind +1.42 meters per second). Derril White (Monroe, Van Nuys) improved about a foot and a half in that same flight with a 23-8 1/2 wind-aided third effort. Derrick Smith (Wheatland) cranked 23-11 1/2 (+.78) on his second effort, with Rich Lacey (Mo-

continued next page...

reau, Hayward) improving to a fine 24-6 3/4 (+0.01). Tom Brown (Castle Park, San Diego) showed he is for real with a 23-10 (+0.01), with Jerome Price (University City, San Diego) sailing 24-6 1/2 (+0.00) in qualifying. A somewhat surprising result from this day's efforts came from James Stallworth (Tulare). The Central Section champion at 24-7 3/4, a legal jump in which he sat back, Stallworth tossed all the event form sheets out the window on his first effort here. With a wind of +0.1 Stallworth sailed an amazing 25-5 1/2 and took down the oldest record on the State Meet books, Jerry Proctor's 25-4 1/2 from 1967. A very tall athlete, Stallworth is quick, powerful, and is capable of keeping his body airborne for a long time.

Saturday's weather did not break as the greatest. As one of a number of field events scheduled to begin at 5 p.m., athletes were faced with some substantial winds and temperatures below 70 degrees. The two horizontal jump runways on the west side of the Carritos facility are strangely protected from the winds that sail in from the west and wrap around the huge concrete west side bleachers. But this was a fine group of athletes and the time to sort out championships! Through most of the first round jumps were uneventful, with Tom Brown leaping 23-10 1/4 (+0.00) and Jerome Price edging into the lead at 24-0 1/4 (+1.45). With not much else happening in the meet before the running events spectator attention was naturally drawn to James Stallworth as he prepared for his first effort this day. James had pr'd over 100 meters at 10.51 the day previous and certainly has no shortage of speed. But no one was quite prepared for James' first effort here today. Good speed and take-off were followed by Stallworth's "hitch-kick" form and a lot of time in the air. The jump seemed very special and after landing, Stallworth let everyone know it was one of those efforts that you see only once in a great while, throwing his fist in the air as soon as he turned around and saw where he had landed. James really landed very close to end of the pit. Upon measurement, the distance was an amazing 26-4 3/4, aided by a wind of +1.31 meters per second, well under the allowable of 2.00 mps. This effort took down the old National Interscholastic Record of 25-9 1/2 set by Gerald Hardeman of Edison in Fresno from 1972 and a pending 26-1 effort by Dion Bentley of Penn Hills in Pittsburgh this season. Stallworth's mark is the #3 prep mark ever, behind Carl Lewis's 26-8 1/4 from 1979 and Charles Smith (Las Vegas, Nevada) 26-5 1/2 in 1984. Both Lewis and Smith achieved their marks in meets other than high school affairs, so Stallworth will be listed in the National Federation Rule Book.

It was neat here to not see the other jumpers fold up their tents because of Stallworth's Beamesque effort. Bob Beamon had effectively destroyed the rest of the field mentality in the 1968 Olympics at Mexico City when he jumped 29-2. Anthony Smith (Hawthorne) jumped 23-11 1/2 (+1.43) on his second effort, a mark that

would hold up for 5th place; Stallworth amazingly came back on his second to jump 26-4 (+1.14). Jerome Price improved to 24-7 3/4 (+0.83) on his 3rd jump for 2nd. Stallworth sailed 25-2 1/2 (+1.68) on his 3rd jump, added a 22-10 1/2 (+0.00) on his fourth, and called it an evening. Tom Brown improved to 24-6 1/4 (+1.32) for 3rd with Rich Lacey out to 24-2 1/2 (+1.03) for fourth.

It was a performance like Stallworth's that makes the effort worthwhile that one goes to attend such an affair as this.

Finals

James Stallworth (Tulare)	26-4 3/4
Jerome Price (University City)	24-7 3/4
Tom Brown (Castle Park)	24-6 1/4
Rich Lacey (Moreau)	24-2 1/2
Anthony Smith (Hawthorne)	23-11 1/2
Darril White (Monroe)	23-4
Rague Bolina (DeLaSalle)	23-2 3/4
Derrick Smith (Wheatland)	23-1 1/2
Russell White (Crespi)	23-1 1/4

Finalists: 1. James Stallworth (Tulare) 25-5 1/2, 2. Rich Lacey (Moreau) 24-6 3/4, 3. Jerome Price (University City) 24-6 1/2, 4. Anthony Smith (Hawthorne) 23-11 3/4, 5. Derrick Smith (Wheatland) 23-11 1/2, 6. Rague Bolina (DeLaSalle) 23-10 1/4, 7. Tom Brown (Castle Park) 23-10, 8. Darril White (Monroe) 23-9 1/2, 9. Russell White (Crespi) 23-4 1/4.



LENNY MCGILL--Triple Jump

Photo by Bill Cockerham

▲ Triple Jump

A very, very fine group competed here. Six came into the meet with bests of over 49'. Some great jumping took place in Friday's qualifying, where 6th place was 49-1 1/2. Interestingly, there were some switches in order, but the athletes with the best nine marks from Section competition were the nine who qualified for Saturday's finals. The State best marks list underwent quite a revision in Friday's jumping. DeAndre Roberson (West Bakersfield) sailed out to 50-9 1/4 (wind +1.54 mps) on his first jump in the second to last flight to take the state lead away from Lenny McGill (Orange Glen, Es-

condido) (50'4"). Russell White (Crespi, Encino) was out over 50' for the first time in his long and successful track career on his first effort in the final flight, jumping 50-6 (+1.11).



BRENT NOON--Shot Put

Fine Flicks by Don Gasney

McGill put them all away in the qualifying with a 51-2 (+0.62) jump on his second effort in the trials. Poupet Singbandith (Magnolia, Anaheim), a native of Laos, in his second year of jumping, was 4th at 49-7 3/4 (+0.01), and he had jumped 50-3 earlier in the season.

Action in Saturday's finals did not heat up until the second round, where Roberson jumped 50-4 (+1.31). McGill answered on the very next jump with a 51-1 1/4 (+1.40). Third place in the finals ended up at 48-7 (Russell White). Roberson threw a little bit of a scare into McGill on his last effort with a personal best of 50-11 1/4 (+0.00). McGill seemed to take an interesting approach to the event. After his 50-6 lead-off on Friday, he passed his last two efforts. On Saturday, Lenny had a foul, a 51-1 1/4 eventual winning effort, and four fouls. The winner's weekend consisted of two fair efforts!

Finals

Lenny McGill (Orange Glen)	51-1 1/4
DeAndre Roberson (WBakersfield)	50-11 1/4
Russell White (Crespi)	48-7
Mario Fisher (Bakersfield)	48-6 1/2
Patrick Scott (Wilson Long Beach)	48-3 3/4
Carl Mack (Davis)	47-9 3/4
Phouphet Singbandith (Magnolia)	47-2 1/4
Higa Gabe (Quartz Hill)	46-11 1/4
Jamal Bush (Wilson Long Beach)	44-8 1/4

Finalists: 1. Lenny McGill (Orange Glen) 51-2, 2. DeAndre Roberson (West Bakersfield) 50-9 1/4, 3. Russell White (Crespi) 50-6, 4. Phouphet Singbandith (Magnolia) 49-7 3/4, 5. Mario Fisher (Bakersfield) 49-4 1/2, 6. Jamal Bush (Wilson Long Beach) 49-1 1/2, 7. Carl Mack (Davis) 48-3 1/4, 8. Higa Gabe (Quartz Hill) 48-0, 9. Patrick Scott (Wilson Long Beach) 47-10 1/4.

▲ Shot Put

Brent Noon (Fallbrook) is one of the great eleventh graders ever in the event, recording a 68-9 1/4 that easily led the nation for the season. A respectable group had developed

behind the San Diego Section athletes, with Joe Bailey (Wilson, Long Beach) 62-11 1/2, Joe Hicks (San Bruno, Hollister) 62-1, and Matt Wiley (Hemet) 60-2 out beyond 60'.

The placement of the shot ring at Carritos on the south end of the main field is a nice step, giving many more than just the "die-hard" weight fans a chance to view the great athletes that come through this competition. Brent led off Friday's qualifying at 62-8, had someone within two feet (for once) when Joe Bailey threw 60-10 1/4 on his second toss, and responded with a 66-7 1/2 second effort to lead qualifying. Hicks threw 60-1 and Wiley 59-10 on Friday.

Noon wandered over to the shot ring on Saturday probably a little disappointed with his 5th place in the discus. A 65-0 1/2 lead-off throw by Noon effectively ended the competition as Bailey opened up at 57-3 3/4 for second through one effort for the finalists. Brent sailed them out to 65-8 1/2, 64-0 1/2, foul, 66-1 1/2, and 65-8 1/2 on the rest of his throws to win easily. Bailey improved to 62-6 1/2 on his final toss for 2nd as the Long Beach Wilson completed an interesting year athletically in which he was also awarded All-Section honors in water polo. Noon left the 68-4 State Meet record by Brian Blumreich (Capistrano Valley) from 1985 for the next year here. For the record Brian also has the All-Time Golden State best of 69-6 1/2. Yes, the challenges are there for Brent's senior year.

Finals

Brent Noon (Fallbrook)	68-1 1/2
Joe Bailey (Wilson Long Beach)	62-8 1/2
Joe Hicks (Hollister)	60-3 3/4
Matt Wiley (Hemet)	58-4 1/2
Marc Harney (Piedmont Hills)	57-2 1/2
Greg Thurston (Edison)	56-16 1/2

Finalists: 1. Brent Noon (Fallbrook) 68-7 1/2, 2. Joe Bailey (Wilson Long Beach) 60-10 1/2, 3. Joe Hicks (Hollister) 60-1, 4. Matt Wiley (Hemet) 59-10, 5. Marc Harney (Piedmont Hills) 57-8, 6. Roger Johnson (Abwater) 57-7 3/4, 7. Keith Jones (Hoover) 57-0 1/2, 8. Jason Ford (Casa Roble) 57-0, 9. Greg Thurston (Edison) 56-3 3/4.

continued on page 31...

▲ Discus

A good group of nine throwers with bests of over 180 feet gathered for the State competition. Derrick Stevens (Bakersfield), a UCLA-bound All-State tackle in football, had won the big Arcadia showdown here with a mark that still led the state, 189-10, with John Gallagher (Palm Desert) 2nd there at 189-8. John Hurley (Rio Linda) had thrown 186-4 up north, with Jamie Presser (Cupertino) 186-2, Brent Noon (Fallbrook) 185-4,



DERRICK STEVENS—Discus
Fine Flicks by Don Gosney

James Nevelle (Palmdale) 184-3, John Fowler (Los Altos) 182-1, Robert Clarke (Walnut) 181-5, and Matt Karsevar (Clovis) 181-2 having fine seasons. In qualifying, Clarke put the first throw out over 180 and 180-11 on his second toss in flight five. Noon threw 181-2 on his first throw in the last flight, with Gallagher answering with an impressive 190-4 on his second throw with that group. Stevens threw 182-8 on his third toss in the final flight, with Gallagher improving to 190-10 on his final throw on Friday. Nevelle, Fowler, Presser, and Hurley were non-qualifiers.

On Saturday Matt Karsevar started the show with a 179-2 first throw with amazing Robert Clarke (he's only 5-10 and 175 pounds) improving his best out to 183-1 on his first effort. Noon was 175-6, Stevens 173-1, and Gallagher 178-9 to finish out a relatively quiet first round. Clarke was 181-1 on his second toss with Stevens powering 188-2 in that same round to take the lead. Gallagher could only answer on the very next toss with a 173-7. Clarke threw 180-3 on his fifth toss with Noon 178-5 in that same round. Those and a 178-4 by Stevens on his fifth throw were the only efforts by anyone over 175' during the final four rounds. Stevens ended up the winner at 188-2, Clarke 2nd at 183-1 with Karsevar and Gallagher's opening efforts good for 3rd and 4th.

Finals

Derrick Stevens (Bakersfield)	189-2
Robert Clarke (Walnut)	183-1
Matt Karsevar (Clovis)	179-2
John Gallagher (Palm Desert)	178-9
Brent Noon (Fallbrook)	178-5
Greg Hodel (Don Lugo)	170-6
Jason Ford (Casa Roble)	170-6
Jason Simeros (James Logan)	167-2
Jon Frank (Bakersfield)	165-6

Finalists: 1. John Gallagher (Palm Desert) 190-10, 2. Derrick Stevens (Bakersfield) 182-8, 3. Brent Noon (Fallbrook) 181-2, 4. Robert Clarke (Walnut) 180-11, 5. Greg Hodel (Don Lugo) 171-0, 6. Jason Ford (Casa Roble) 169-0, 7. Jon Frank (Bakersfield) 168-9, 8. Matt Karsevar (Clovis) 168-4, 9. Jason Simeros (James Logan) 167-11.

▲ Team Scoring

One of high school athletics most amazing dynasties continued here this weekend. Hawthorne High School, under coach Kye Courtney and staff, has won six of the last seven California State Men's High School Track & Field Championships. The only year they missed on the men's side since 1982, in 1986, they made up for it by taking the women's title. Prime Ticket announcer Vic Holchak indicated that during his travels in Europe last summer, while covering the Grand Prix track circuit, he was grilled by the East German National Coaches for information on the sprint coach at Hawthorne High in California and his program. In case you have not been keeping track of things, the Commies do their homework in this sport. It is interesting to note that, to our knowledge, Coach Courtney has never been involved in any national level coaching assignments, or the like, but he is well-known behind the Iron Curtain. Anyway, here it was apparent who the best team was this weekend. The Cougars continue to have enough depth to really goof up in a spot or two and still come out on top. Last year, it was a 400 meter relay group that false-started in League action, a few years ago it was Henry Thomas out with an appendectomy, and this year, it was a short relay group that was going to win by 10 meters that could not get the stick around. The story of this year's success is told in the event summaries above, but just keep in mind that athletes such as Chris Alexander, Anthony Smith, and Eric Allen will be back to lead the Cougar crew in 1990. I am sure many of us will be at Cerritos College the first week in June to watch the next edition of the Cougar dynasty.

Team Scores:

1. Hawthorne 40, 2. Dorsey 26, 3. Oakland 22, 4. San Pasqual and Justin Sene 18, 6. Orange Glen and Mission 16, 8. Bakersfield, Tulare and Agoura 14.

WOMEN'S RESULTS

By KEITH CONNING

▼ 100 METERS

Five state meet finalists returned from last year—senior Angela Burnham (Rio Mesa, Oxnard) won the 1986 state meet in 11.78, had a hamstring injury in 1987, and won in 1988 in 11.52. Also returning were junior Inger Miller (Muir, Pasadena), second



ANGELA BURNHAM — 100 & 200
Fine Flicks by Don Gosney

in 11.71; senior Chris Williams (Vallejo), fifth in 12.22; senior Annette Coleman (Carlmont, Belmont), eighth in 12.40; and senior Debra Hamilton (Locke, Los Angeles), ninth in 12.50.

Burnham (11.52) and Miller (11.53), entered the meet with the top times in the nation. Senior Charlotte Vines (San Marcos, Santa Barbara) had the eighth best time of 11.89.

The state meet record of 11.42 was set by Sharon Ware (Berkeley) in 1980.

In the trials for running events, there were four heats in each event (except the 1600 and 3200). The heat winners in each heat advanced to the finals along with the five non-winning runners with the fastest times.

Burnham, the Southern Section champion

at 11.52, won the first heat in 11.41. The wind reading was +5.73, which is over the allowable limit of 2.0 meters per second. Thus, Ware's record still stands.

Miller, second in the Southern Section at 11.53, won heat two in 11.38 (+5.61 mps). Williams, third in the Sac-Joaquin Section at 12.41, who has been bothered by a knee injury, failed to qualify.

Vines, third in the Southern Section at 11.89, won heat three in 11.88 (+3.82 mps). Hamilton, third in the Los Angeles Section at 12.31, was second in 12.06.

Coleman, the Central Coast Section champion at 11.92, won heat four in 11.82 (+3.33 mps).

In the final Burnham defeated Miller by .15—11.31 (+3.66 mps) to 11.46. Burnham became the first three time winner. Ware won twice in 1980 and 1981. Coleman placed third in 11.66 and Vines was fourth in 11.71.

"I was most worried about the 100," said Burnham to Lonnie White (*Los Angeles Times*). "I knew that it was important to get out of the blocks well."

Finals (Wind +3.66)

Angela Burnham (Rio Mesa)	11.31
Inger Miller (Muir)	11.46
Annette Coleman (Carlmont)	11.89
Charlotte Vines (San Marcos)	11.71
Joelyn Mack (St. Francis)	12.01
Felice Lipscomb (Santa Monica)	12.04
Deedee Small (Dorsey)	12.13
Debra Hamilton (Locke)	12.20
Tami Gray (Compton)	12.22

Heat #1 (Wind +5.73): 1. Angela Burnham (Rio Mesa) 11.41, 2. Tami Gray (Compton) 12.04, 3. Leann Tinkshel (Locke) 12.12, 4. Nitra Young (Tulare) 12.27, 5. Miyoshi Williamson (Merced) 12.38, 6. Joy Polk (Oakland) 12.43, 7. Amey Mitchell (Rancho Cotati) 12.65. Heat #2 (Wind +5.61): 1. Inger Miller (Muir) 11.38, 2. Joelyn Mack (St. Francis) 11.98, 3. Deedee Small (Dorsey) 12.06, 4. Chris Williams (Vallejo) 12.13, 5. Angela Sullivan (Serra) 12.22, 6. Chivonne Tanner (Holy Names) 12.24. Heat #3 (Wind +3.82): 1. Charlotte Vines (San Marcos) 11.88, 2. Debra Hamilton (Locke) 12.08, 3. Kwani Stewart (Yuba City) 12.07, 4. Francine Wada (Hilltop) 12.22, 5. Kasha Criswell (Freemont) 12.29, 6. Adrienne Hopper (Bishop O'Dowd) 12.51, 7. Kristen Burnett (Brenham) 12.52. Heat #4 (Wind +3.33): 1. Annette Coleman (Carlmont) 11.82, 2. Felice Lipscomb (Santa Monica) 12.07, 3. Angela Kimmey (University City) 12.09, 4. Felicia Howard (San Fernando) 12.20, 5. Tika Jackson (Bakersfield) 12.26, 6. Lisa Parker (Bishop O'Dowd) 12.30, 7. Debra Jones (Lincoln) 12.86.

▼ 200 Meters

Three state meet finalists returned from last year: senior Angela Burnham first in 23.45, junior Inger Miller third in 23.73, and senior Chris Williams (Vallejo), fourth in 24.48.

Burnham (23.49), Miller (23.62), and senior Annette Coleman (Carlmont, Belmont) (24.15) entered the meet with the first, second and fourth best times in the nation.

The state meet record of 23.19 was set by Sherri Howard (Kennedy, Granada Hills) in 1980.

Burnham, the Southern Section champion at 23.49, won the first heat in 23.76

continued next page...

CIF / Reebok California State Meet

(+2.52).

Miller, second in the Southern Section at 23.84, won the second heat in 23.71.

(+2.78). Williams, third in the Sac-Joaquin Section at 25.09, failed to qualify.

Junior Tanya Dooley (Bret Harte, Altaville), the Sac-Joaquin Section champion at 24.17, who failed to qualify for the final last year, won the third heat in 24.37 (+4.39).

Coleman, the Central Coast Section champion at 24.15, won heat four in 24.45 (+2.72) mps.

In the final, Burnham defeated Miller by 30--23.56 to 23.86.

Finals	
Angela Burnham (Rio Mesa)	23.56
Inger Miller (Muir)	23.86
Annette Coleman (Carlmont)	24.15
Angela Rolfe (Dorsey)	24.45
Tamirika Terry (Muir)	24.61
Tanya Dooley (Bret Harte)	24.75
Tamika Bradford (Dominguez)	24.84
Lania Brice (Tokay)	24.90
Cela Taylor (Encinal)	25.07

Heat #1 (Wind +2.52): 1. Angela Burnham (Rio Mesa) 23.76, 2. Lania Brice (Tokay) 24.83, 3. Linda Williams (Blair) 24.92, 4. Leann Tinkahell (Locke) 25.18, 5. Lesa Parker (Bishop O'Dowd) 25.51, 6. Mia Labowitz (San Diego) 25.69, 7. Shamone Chison (Edison) 26.09. Heat #2 (Wind +2.78): 1. Inger Miller (Muir) 23.71, 2. Angela Rolfe (Dorsey) 24.32, 3. Chris Williams (Vallejo) 24.91, 4. Michelle Barga (Fremont) 24.97, 5. Angela Kimmey (University City) 25.26, 6. Chivonne Tanner (Holy Names) 25.41, 7. Tracey Smith (West Valley) 26.02. Heat #3 (Wind +4.39): 1. Tanya Dooley (Bret Harte) 24.37, 2. Tamirika Terry (Muir) 24.62, 3. Janice Nichols (Bakersfield) 25.12, 4. Nicole Johnson (Antioch) 25.62, 5. Marsha Domingo (Los Angeles) 25.72. Heat #4 (Wind +2.72): 1. Annette Coleman (Carlmont) 24.45, 2. Tamika Bradford (Dominguez) 24.73, 3. Cela Taylor (Encinal) 24.82, 4. Tike Jackson (Bakersfield) 25.00, 5. Angela Sullivan (Serra) 25.01, 6. Joy Polk (Oakland) 26.77.

400 Meters

Five State meet finalists returned from last year--senior Angela Rolfe (Dorsey, Los Angeles) first in 54.26; junior Tanya Dooley (Bret Harte, Altaville) second in 54.72; senior Roslyn Mack (St. Francis, Mountain View) fourth in 55.68; senior Kesha Marvin (Hawthorne) fifth in 55.92; and senior Jeanie Stewart (Duarte) seventh in 56.35.

Rolfe had also won in 1987 in 53.55.

Five Californians are among the national leaders: senior Angela Burnham (Rio Mesa, Oxnard) first in 54.09, Rolfe second in 54.39, freshman Janice Nichols (Bakersfield) third in 54.47, Stewart sixth in 54.89, and Dooley eighth in 55.02.

The state meet record of 52.39 was set by Denean Howard (Kennedy, Granada Hills) in 1982.

Nichols, the Central Section champion at 54.47, won the first heat in 55.37.

Stewart, the Southern Section champion at 54.99, won the second heat in 55.89.

Rolfe, the Los Angeles Section champion at 54.53, won the third heat in 55.71. Marvin, second in the Southern Section at 55.25, was second in 56.30.

Dooley, the Sac-Joaquin Section champion at 55.02, won the fourth heat in 55.94.

In the final, Rolfe won for the third straight time in 53.97, the fastest time in the nation this season. Rolfe is the first three-time winner of this event. Choo Choo Knighton (Locke, Los Angeles) won in 1984 and 1985. Denean Howard (Kennedy, Granada Hills) won in 1980 and 1982.



ANGELA ROLFE--400 Meters

Photo by Bill Cottle/Action Photo

Finals	
Angela Rolfe (Dorsey)	53.97
Tanya Dooley (Bret Harte)	55.12
Jeanie Stewart (Duarte)	55.15
Shari Freeman (Crawford)	55.77
Shelly Tochuk (Westminster)	55.81
Cela Taylor (Encinal)	55.93
Kesha Marvin (Hawthorne)	56.12
Kim McAllister (Locke)	56.19
Janice Nichols (Bakersfield)	57.43

Heat #1: 1. Janice Nichols (Bakersfield) 55.37, 2. Kim McAllister (Locke) 56.07, 3. Cela Taylor (Encinal) 56.10, 4. Rachel Doug (Ganessa) 57.96, 5. Malisha Stevenson (Point Loma) 59.34, 6. Maryann Clark (Galileo) 60.34. Heat #2: 1. Jeanie Stewart (Duarte) 55.89, 2. Roslyn Mack (St. Francis) 56.68, 3. Kerrie Pegues (St. Bernard) 57.04, 4. Melanie Clarke (El Camino Real) 56.11, 5. Shirley Terrell (Vallejo) 58.60, 6. Melissa Mannion (San Leandro) 60.55. Heat #3: 1. Angela Rolfe (Dorsey) 55.71, 2. Kesha Marvin (Hawthorne) 56.30, 3. Michelle Barga (Fremont) 57.16, 4. Allison Dring (Mt. Carmel) 57.64, 5. Tiffany Johnson (Kennedy, Richmond) 59.08, 6. Kesha Brown (Merced) 59.36, 7. Melissa Flynn (Clovis) 62.55. Heat #4: 1. Tanya Dooley

(Bret Harte) 55.94, 2. Shari Freeman (Crawford) 56.24, 3. Shelly Tochuk (Westminster) 56.34, 4. Camille Mayo (Los Angeles) 57.26, 5. Lemecia Strom (Silver Creek) 57.76, 6. Stacey Johnson (Antioch) 57.99, 7. Christine Royal (Chester) 58.42.

800 Meters

Two state meet finalists returned from



KIM TONEY--800 Meters

Fine Flicks by Don Gasney

last year: senior Kathy Roldan (Mt. Whitney, Visalia) first in 2:12.11 and senior Tarsha Handy (Archbishop Mitty, San Jose) second in 2:12.60.

Junior Kim Toney (Atascadero) (2:11.23), sophomore Becky Spies (Livermore) (2:11.6), and Roldan (2:12.16), entered the meet with the fourth, fifth, and seventh fastest times in the nation. The national leader was senior Trina Edmond (Central, Aurora, CO) at 2:10.3.

The state meet record of 2:04.91 was set by Trena Hull (Compton) in 1984.

Toney, the Southern Section champion at 2:11.23 won heat 1 in 2:15.65.

Spies, the North Coast Section champion at 2:13.91, defeated fellow sophomore Nicole Teter (West Valley, Cottonwood), the Northern Section champion at 2:20.0, in heat 2 by .01 -- 2:11.14 to 2:11.15. Handy, second in the Central Coast Section at 2:14.73, was fourth in 2:15.78, the seventh

best time in the heats.

Roldan, the Central Section champion at 2:16.79, won heat 3 in 2:15.11.

Senior Persephone (in Greek mythology, the daughter of Zeus and Demeter, abducted by Hades (Pluto) and made his wife) Lowery (Norco), fourth in the Southern Section at 2:14.49, won heat 4 in 2:16.43.

In the final, Toney won in 2:09.33, the second fastest time in the nation this season.

The new national leader is senior Sandra Burke (Boys & Girls, Brooklyn, NY) at 2:09.2.

Finals	
Kim Toney (Atascadero)	2:09.33
Kathy Roldan (Mt. Whitney)	2:11.18
Becky Spies (Livermore)	2:11.65
Nicole Teter (West Valley)	2:11.86
Tarsha Handy (Archbishop Mitty)	2:14.60
Persephone Lowery (Norco)	2:15.40
Sharia Moses (Ramona)	2:16.18
Laurinda Mulhaupt (Capis Valley)	2:16.22
Gina Westby (Torrey Pines)	2:20.09

Heat #1: 1. Kim Toney (Atascadero) 2:15.65, 2. Dina Moore (Harbor) 2:17.09, 3. Michelle Rodda (Vacaville) 2:17.79, 4. Lori Miller (North Bakersfield) 2:18.48, 5. Kerri Woodhewer (Casa Grande) 2:22.65, 6. Gretchen Scheibel (Orange Glen) 2:23.32, 7. Christine Frusuto (Franklin) 2:27.98. Heat #2: 1. Becky Spies (Livermore) 2:11.14, 2. Nicole Teter (West Valley) 2:11.15, 3. Sharia Moses (Ramona) 2:15.19, 4. Tarsha Handy (Archbishop Mitty) 2:15.78, 5. Ramona Pena (Washington) 2:19.87, 6. Norma Cuellar (Redwood) 2:24.00, 7. Melissa Guidi (El Camino Real) 2:32.24. Heat #3: 1. Kathy Roldan (Mt. Whitney) 2:15.11, 2. Laurinda Mulhaupt (Capistrano Valley) 2:15.38, 3. Gina Westby (Torrey Pines) 2:16.44, 4. Emily Chilton (Golden Sierra) 2:17.39, 5. Jeanine Crain (Ceresdale) 2:17.54, 6. Janette Reed (Foot Hill) 2:21.81, 7. Joy Preston (North Hollywood) 2:37.50. Heat #4: 1. Persephone Lowery (Norco) 2:16.43, 2. Trisha Phillips (Locke) 2:18.27, 3. Natalie Gage (Oakdale) 2:19.84, 4. Adria Ibarra (Bishop O'Dowd) 2:21.03, 5. Charity Stowell (Mt. Carmel) 2:21.36, 6. Katrina Jacobs (Oakland) 2:21.93.

1600 Meters

Two state meet finalists returned from last year--senior Kira Jorgensen (Rancho Buena Vista, Vista) first in 4:49.54 and senior Beth Bartholomew (Fremont, Sunnyvale) fifth in 4:59.84.

Jorgensen had also won in 1987 in 4:45.98.

Jorgensen (4:53.66), junior Karen Hecox (South Hills, West Covina) (4:53.90), and senior Rayna Cervantes (Montebello) (4:55.60) entered the meet with the third, fourth, and sixth best times in the nation. Cervantes was not entered in this event. The national leader was junior Megan Thompson (Hazelwood Central, St. Louis, MO) at 4:47.27.

In the 1600 there were two heats. The top three finishers in each heat along with the three non-placing runners with the fastest times advanced to the final.

The state meet record of 4:39.92 was set by Polly Plumer (University, Irvine) in 1982.

Bartholomew, the Central Coast Section champion at 4:57.4 won heat one in 4:55.36. Hecox, second in the Southern Section at 5:01.45, was second in 4:55.50.

continued next page...



KIRA JORGENSEN—1600 Meters
Fine Flicks by Don Gosney

Jorgensen, the San Diego Section champion at 4:58.26, won heat two in 4:55.44.

In the final, Jorgensen won for the third straight year in 4:49.55, the second fastest time in the nation this season. Jorgensen becomes the second three-time winner. Plumer won in 1980, 1981, and 1982. Megan Thompson (Hazelwood, Central, St. Louis, MO) is the national leader at 4:47.58. Bartholomew was second in 4:51.59, the third fastest time in the nation. Hecox was third in 4:55.48. Freshman Shelley Taylor (Edison), the Southern Section champion at 4:59.25, was disqualified for colliding with Hecox near the finish.

Said Taylor to Barbie Ludovise (*Los Angeles Times*): "I know I didn't do anything 'cause I was in front of her. I remember seeing her fall out of the corner of my eye. I do remember her hitting me. I don't really care about [not getting] the medal or the recognition, it's knowing that I didn't do anything that's so upsetting."

Said Hecox: "I'm not even sure what happened. She just came from behind me, she hit me from behind. It all happened so fast, it's hard to say."

Finals	
Kira Jorgensen (Rancho Buena Vista)	4:49.55
Beth Bartholomew (Fremont)	4:51.59
Karen Hecox (South Hills)	4:55.48
Rosetta Hunter (Locke)	4:58.26
Sarah Riley (Campolindo)	4:58.80
Evie Berry (Santa Teresa)	5:00.77
Lori Miller (North Bakersfield)	5:07.96
Lisa Lopez (Balfour)	5:15.34

Heat #1: 1. Beth Bartholomew (Fremont) 4:55.36, 2. Karen Hecox (South Hills) 4:55.50, 3. Evie Berry (Santa Teresa) 4:58.83, 4. Lisa Lopez (Balfour) 5:08.20, 5. Janette Volmer (Ft. Bragg) 5:06.85, 6. Mira Hombacher (Rancho Buena Vista) 5:07.50, 7. Nicole Robbins (Hesperia) 5:09.98, 8. Melissa Freberg (California) 5:10.74, 9. Jennifer Hewitson (Bell Vista) 5:11.53. Heat #2: 1. Kira Jorgensen (Rancho Buena Vista) 4:55.44, 2. Shelley Taylor (Edison) 4:58.77, 3. Lori Miller (North Bakersfield)

5:04.25, 4. Sarah Riley (Campolindo) 5:05.16, 5. Rosetta Hunter (Locke) 5:06.43, 6. Bernice Santoyo (Mt. View) 5:09.94, 7. Michele Ferguson (Piner) 5:11.55, 8. Nikki Shaw (Fillmore) 5:11.88, 9. Maria Solorio (Overhill) 5:13.24.

▼ 3200 Meters

Four of the top ten finalists from last year returned—senior Rayna Cervantes (Montebello) second in 10:18.80, senior Kira Jorgensen (Rancho Buena Vista, Vista) fourth in 10:25.55, senior Jamie Park (Santa Barbara) sixth in 10:48.77, and senior Rachel Lewis (Santa Catalina, Monterey) tenth in 11:01.96.

Cervantes (10:32.89), Park (10:34.71), and Jorgensen (10:34.7+) entered the meet



RAYNA CERVANTES—3200 Meters
Fine Flicks by Don Gosney

with the fourth, fifth, and sixth best times in the nation.

The state meet record of 10:08.14 was set by Cory Schubert (Del Mar, San Jose) in 1983.

There were no heats in the 3200. The finals were held on Saturday, June 3.

Cervantes, third in the Southern Section at 10:44.18, won in 10:32.89. Lewis, the Central Coast Section champion at 11:00.3, was second in 10:36.18. Sophomore Deena Drossin (Agoura), second in the Southern Section at 10:41.37, was third in 10:36.67. Park, fourth in the Southern Section at 10:48.32, was fourth in 10:40.74. Jorgensen, the San Diego Section champion at 10:55.59, was fifth in 10:42.34.

Finals	
Rayna Cervantes (Montebello)	10:32.89

Rachel Lewis (Santa Catalina)	10:36.18
Deena Drossin (Agoura)	10:36.67
Jamie Parks (Santa Barbara)	10:40.74
Kira Jorgensen (Rancho Buena Vista)	10:42.34
Mira Hombacher (Rancho Buena Vista)	10:43.16
Martha Pinto (Katella)	10:58.13
Alva Dancel (Mills)	10:58.53
Sarah Riley (Campolindo)	11:04.26
Michele Ferguson (Piner)	11:04.25
Eva Belt (El Dorado)	11:07.66
Tina Gorbet (Lassen)	11:08.41
Melissa Ferguson (La Jolla)	11:13.89
Barbie Sittman (Placer)	11:18.89
Maryann Martinez (Foothill)	11:19.45



FELICE LIPSCOMB—100mH
Fine Flicks by Don Gosney

▼ 100m Low Hurdles

Four state meet finalists from last year returned: sophomore Keri Sanchez (Santa Teresa, San Jose) second in 13.99, junior Felice Lipscomb (Santa Monica) third in 14.04, senior Latanya Davenport (Locke, Los Angeles) fifth in 14.33, and senior Andrea Swift (Benicia) eighth in 14.82.

Lipscomb (13.84), junior Kwani Stewart (Yuba City) (13.93), Davenport (14.09), senior Kim Young (Madera) (14.14+), and senior Aldora George (Upland) (14.21) entered the meet with the second, third, sixth, seventh, and ninth best times in the nation.

The state meet record of 13.34 was set by Janeene Vickers (Pomona) in 1987.

Swift, the North Coast Section champion at 14.38, won the first heat in 14.35 (+2.21 mps). Young, the Central Section champion at 14.58, scratched. George, second in the Southern Section at 14.24, did not run.

Davenport, the Los Angeles Section champion at 14.1, won heat two in 13.95 (+1.33 mps), her seasonal best. Sanchez, the Central Coast Section champion at 14.15, was second in 14.17.

Stewart, the Sac-Joquin Section champion at 13.80, won heat three in 14.00 (+2.93 mps).

Lipscomb, the Southern Section champion

at 13.88, won heat four in 13.94 (+3.57 mps).

In the final, Lipscomb won in 13.69 (+1.16 mps), the fastest time in the nation this season. Stewart was second in 13.76, and Sanchez was third in 14.07.

Finals	
Felice Lipscomb (Santa Monica)	13.69
Kwani Stewart (Yuba City)	13.76
Keri Sanchez (Santa Teresa)	14.07
Kim Dill (Poway)	14.31
Nicole Redmond (Hogan)	14.33
Andrea Swift (Benicia)	14.41
Dedi Stuart (Long Beach Poly)	14.51
Latanya Davenport (Locke)	14.55
Heat #1 (Wind +2.21)	
1. Andrea Swift (Benicia)	14.35
2. Erin Blunt (San Pasquel)	14.77
3. Britt Anderson (Palo Alto)	14.79
4. Traci Ciapponi (Chico)	15.25
5. Christal Lewis (Dorsey)	15.89
Heat #2 (Wind +1.33)	
1. Latanya Davenport (Locke)	13.95
2. Keri Sanchez (Santa Teresa)	14.17
3. Dedi Stuart (Long Beach Poly)	14.40
4. Kam Warner (West Bakersfield)	14.84
5. Cathy Stark (San Pasquel)	14.98
6. Keys Allen (James Logan)	15.86
7. Michelle Silva (Valley)	16.75
Heat #3 (Wind +2.83)	
1. Kwani Stewart (Yuba City)	14.00
2. Kim Dill (Poway)	14.36
3. Jackie Foreman (Locke)	14.78
4. Kristi Paaso (Los Altos)	14.81
5. Lewanna Adams (Oakland)	15.84
6. Julie Tingle (Agoura)	16.31
7. Ashley Scharf (San Ramon)	17.63
Heat #4 (Wind +3.57)	
1. Felice Lipscomb (Santa Monica)	13.94
2. Nicole Redmond (Hogan)	14.38
3. Julia Patil (Ygnacio Valley)	14.52
4. Latice House (Riverside Poly)	14.58
5. Tasha Turner (Harborne)	14.62
6. Shelly Duttar (Clovis)	15.51
7. Michelle Anderson (McKee)	16.72

▼ 300m Low Hurdles

One state meet finalist returned from last year: sophomore Keri Sanchez (Santa Teresa, San Jose) second in 43.15.

Sanchez (42.88), senior Michelle Dodson (Cajon, San Bernardino) (42.89), junior Shequela Campbell (Alta Loma) (43.18), and senior Kristi Paaso (Los Altos) (43.23) entered the meet with the third, fourth, eighth, and ninth best times in the nation. Campbell did not qualify.

The state meet record of 40.26 was set by Janeene Vickers (Pomona) in 1987.

Dodson, the southern Section champion at 43.02, won the first heat in 43.64.

Sanchez, the Central Coast Section champion at 42.88, won heat two in 44.44. Stewart, third in the Sac-Joquin Section at 44.63, was second in 45.39.

Freshman Twila Sims (Lompoc), third in the Southern Section at 43.84, won heat three in 43.88. Paaso, second in the Central Coast Section at 43.23, was third in 44.82.

Sophomore Tanya Smith (Cordova, Rancho Cordova), the Sac-Joquin Section champion at 43.80, won heat four in 44.18.

In the final, Sims won in 42.54, the fastest time in the nation this year. Sanchez was second in 42.60, which ties Torja Buford (Meadowdale, Dayton, OH) for the second fastest time in the nation. Dodson was third in 43.50, and Smith was fourth in 43.60.

Finals	
Twila Sims (Lompoc)	42.54
Keri Sanchez (Santa Teresa)	42.80
Michelle Dodson (Cajon)	43.50
Tanya Smith (Cordova)	43.60

continued next page...

CIF / Reebok California State Meet

Kwari Stewart (Yuba City)	43.86
Kristi Paaso (Los Altos)	44.24
Shannon Wiebelhaus (Rio Mesa)	44.32
Britt Anderson (Palo Alto)	44.90
Edwina Ammonds (Roosevelt)	46.96



TWILA SIMS—300 Low Hurdles

Photo by Bill Cockerham

Heat #1: 1. Michelle Dodson (Cajon) 43.54, 2. Britt Anderson (Palo Alto) 44.52, 3. Edwina Ammonds (Roosevelt) 44.78, 4. Debra Hamilton (Locke) 45.66, 5. Michelle Silva (Valley) 45.80, 6. Glenda Whipple (Elina) 47.05, 7. Nancy Rommewer (Piedmont) 47.56. Heat #2: 1. Kari Sanchez (Santa Teresa) 44.44, 2. Kwari Stewart (Yuba City) 45.39, 3. Shannon Bryant (Sonora) 45.81, 4. Christy Boyd (Foothill) 45.90, 5. Kim Dill (Poway) 47.13, 6. Christal Lewis (Dorsey) 47.60. Heat #3: 1. Twila Sims (Lompoc) 43.88, 2. Shannon Wiebelhaus (Rio Mesa) 44.68, 3. Kristi Paaso (Los Altos) 44.82, 4. Kathy Harmon (Granada) 46.16, 5. Erin Blunt (San Pasqual) 46.23, 6. Felina Means (Van Nuys) 47.00, 7. Alicia Dougherty (Lowell) 49.33.

400 Relay

Hawthorne won last year in 47.10. They had won five of the six state meets.

Hawthorne (46.46), Muir (Pasadena) (46.46), Rio Mesa (Oxnard) 47.03, Bakersfield (47.04+), and Locke (Los Angeles) (47.34+) entered the meet with the second, seventh, eighth, and tenth best times in the nation.

The state meet record of 45.13 was set by Berkeley in 1981.

St. Bernard (Playa Del Rey), fourth in the Southern Section at 47.74, won heat one in 48.28.

Muir (Pasadena), second in the Southern Section at 46.46, won heat two in 46.78. St. Francis (Mountain View), the Central Coast Section champion at 47.86, was second in 47.27. Bakersfield, the Central Section champion at 47.37, was third in 47.94.

Rio Mesa (Oxnard), third in the Southern

Section at 47.03, won heat three in 47.47.

Hawthorne, the Southern Section champion at 46.46 won heat four in 47.37. Locke, the Los Angeles Section champion at 47.2, was second in 47.51.

In the final, Muir (Pasadena) won in 46.46, which tied their season best.

"We came through tonight and it started with our sprint relay victory" said Inger Miller (Muir) to Lonnie White. "That really gave us the push we needed to the end."

St. Francis was second in 47.27, Hawthorne was third in 47.42, and Rio Mesa was fourth in 47.53.

Finals	
Muir	46.46
St. Francis	47.27
Hawthorne	47.42
Rio Mesa	47.53
Dorsey	47.78
Locke	47.88
St. Bernard	47.89
Bakersfield	48.25
Santa Monica	48.32

Heat #1: 1. St. Bernard 48.28, 2. Santa Monica



MUIR 400 Relay Handoff

Photo by Bill Cockerham

48.32, 3. Bishop O'Dowd 48.38, 4. Morse 48.57, 5. Oakland 48.76, 6. Washington 50.05. Heat #2: 1. Muir 46.78, 2. St. Francis 47.68, 3. Bakersfield 47.94, 4. Cordova 49.13, 5. Holy Names 49.37, 6. San Pedro 50.19, 7. Chico 51.56. Heat #3: 1. Rio Mesa 47.47, 2. Dorsey 47.56, 3. Mt. Carmel 48.81, 4. Clovis 48.93, 5. Vallejo 49.28, 6. Mount Pleasant 49.35, 7. Clayton Valley 50.54. Heat #4: 1. Hawthorne 47.37, 2. Locke 47.51, 3. Edison 48.75, 4. Patrick Henry 48.77, 5. Independence 49.28, 6. Merced 49.76, 7. San Ramon 50.45.

1600m Relay

Hawthorne won last year in 3:47.32. Muir (Pasadena) (3:47.47), Hawthorne

(3:47.78), Rio Mesa (Oxnard) (3:48.66), and St. Francis (Mountain View) (3:49.83) entered the meet with the third, fourth, fifth and ninth best times in the country.

The state meet record of 3:37.71 was set by Kennedy (Granada Hills) in 1981.

St. Francis, the Central Coast Section champion at 3:50.33, won heat one in 3:51.07.

Archbishop Mitty (San Jose), second in the Central Coast Section at 3:53.42, won heat three in 3:53.73. Rio Mesa, the Southern Section champion at 3:48.66, was second in 3:54.73.

Locke (Los Angeles), the Los Angeles Section champion at 3:56.99, defeated Hawthorne, third in the Southern Section at 3:50.85, by .01 in heat four—3:49.83 to 3:49.84.

In the final, Hawthorne won in 3:46.59, the third fastest time in the nation this season.

"It feels good to be done and to finish the season in such a fitting way," said Angela Burnham (Rio Mesa) to Lonnie White.

"My ultimate goal here tonight was to defend my state title and to run my race and not worry about the other runner."

Finals	
Hawthorne	3:46.59
Muir	3:47.04
St. Francis	3:48.59
Locke	3:51.51
Rio Mesa	3:52.14
Archbishop Mitty	3:52.32
Ganesha	3:53.22
Mt. Carmel	3:56.05
Duarte	3:58.44

Heat #1: 1. St. Francis 3:51.07, 2. Ganesha 3:55.36, 3. San Pasqual 3:56.44, 4. Del Campo 3:59.53, 5.



HAWTHORNE 1600m Relay Team

Fine Flicks by Don Gosney

Northgate 4:06.78, 6. Oakland 4:10.88. Heat #2: 1. Muir 3:53.19, 2. Duarte 3:54.81, 3. Mt. Carmel 3:55.28, 4. Carondelet 3:59.60, 5. Edison 4:00.06, 6. Fremont 4:01.00, 7. Hamilton 4:18.15. Heat #3: 1. Archbishop Mitty 3:53.73, 2. Rio Mesa 3:54.73, 3. Vallejo 3:57.04, 4. Kennedy, Richmond 3:57.31, 5. Clovis 3:59.82, 6. West Valley 4:04.52, 7. Washington 4:12.13. Heat #4: 1. Locke 3:49.83, 2. Hawthorne 3:46.59, 3. Bakersfield 3:57.81, 4. Bishop O'Dowd 4:02.41, 5. Merced 4:02.42, 6. Hoover 4:04.85, 7. Washington 4:15.22.



CRISSY MILLS—High Jump

Photo by Bill Cockerham

High Jump

Three state meet finalists returned from last year: junior Crissy Mills (Campbell Hall, North Hollywood) first 5-10, senior Marilyn Cragin (Miraleste, Rancho Palos Verdes) third 5-8, and senior Melanie Clarke (El Camino Real, Woodland Hills) ninth 5-4.

Julie Ann Broughton (Woodland) (6-2 1/4), Mills (5-10 3/4), senior Lori Svoboda (El Dorado, Placentia) (5-10 3/4), and junior Lori Mertes (Chatsworth) entered the meet with the first, eighth, and tenth best jumps in the nation.

The state meet record of 6-2 was set by Latrese Johnson (Clovis) in 1985.

Mills, the Southern Section champion at 5-8, won with a jump of 6-0. Mills jumps (o=clearance, x=miss): 5-2 pass, 5-4 o, 5-6 o, 5-7 pass, 5-8 o, 5-9 pass, 5-10 o, 5-11 xxx, 6-0 xo, 6-2 1/4 xxx.

Broughton, the Sac-Joquin Section champion at 6-0, placed second at 5-11. She missed three times at 6-0. Svoboda, second in the Southern Section at 5-8, was third at 5-10.

Finals	
Crissy Mills (Campbell Hall)	6-0
J.C. Broughton (Woodland)	5-11
Lori Svoboda (El Dorado)	5-10
Cindy Harmon (Oak Ridge)	5-8
Lori Mertes (Chatsworth)	5-8
Karis Gardner (Sierra)	5-6
Melanie Clarke (El Camino)	5-6
Jackie Hurt (Anaheim)	5-4
Marilyn Cragin (Miraleste)	5-4

Finalists: 1. (tie) Lori Mertes (Chatsworth), Lori Svoboda (El Dorado), Crissy Mills (Campbell Hall) 5-8, 4. (tie) Cindy Harmon (Oak Ridge), J.C. Broughton (Woodland) 5-6, 6. (tie) Marilyn Cragin (Miraleste), Melanie Clarke (El Camino Real) 5-6, 8. Karis Gardner (Sierra) 5-6, 9. Jackie Hurt (Anaheim) 5-5.

continued next page...

▲ Discus

A good group of nine throwers with bests of over 180 feet gathered for the State competition. Derrick Stevens (Bakersfield), a UCLA-bound All-State tackle in football, had won the big Arcadia showdown here with a mark that still led the state, 189-10, with John Gallagher (Palm Desert) 2nd there at 189-8. John Hurley (Rio Linda) had thrown 186-4 up north, with Jamie Presser (Cupertino) 186-2, Brent Noon (Fallbrook) 185-4,



DERRICK STEVENS—Discus

Fine Flicks by Don Gosney

James Novelle (Palmdale) 184-3, John Fowler (Los Altos) 182-1, Robert Clarke (Walnut) 181-5, and Matt Karsevar (Clovis) 181-2 having fine seasons. In qualifying, Clarke put the first throw out over 180 and 180-11 on his second toss in flight five. Noon threw 181-2 on his first throw in the last flight, with Gallagher answering with an impressive 190-4 on his second throw with that group. Stevens threw 182-8 on his third toss in the final flight, with Gallagher improving to 190-10 on his final throw on Friday. Novelle, Fowler, Presser, and Hurley were non-qualifiers.

On Saturday Matt Karsevar started the show with a 179-2 first throw with amazing Robert Clarke (he's only 5-10 and 175 pounds) improving his best out to 183-1 on his first effort. Noon was 175-6, Stevens 173-1, and Gallagher 178-9 to finish out a relatively quiet first round. Clarke was 181-1 on his second toss with Stevens powering 188-2 in that same round to take the lead. Gallagher could only answer on the very next toss with a 173-7. Clarke threw 180-3 on his fifth toss with Noon 178-5 in that same round. Those and a 178-4 by Stevens on his fifth throw were the only efforts by anyone over 175' during the final four rounds. Stevens ended up the winner at 188-2, Clarke 2nd at 183-1 with Karsevar and Gallagher's opening efforts good for 3rd and 4th.

Finals

Derrick Stevens (Bakersfield)	189-2
Robert Clarke (Walnut)	183-1
Matt Karsevar (Clovis)	179-2
John Gallagher (Palm Desert)	178-9
Brent Noon (Fallbrook)	178-5
Greg Hodel (Don Lugo)	170-6
Jason Ford (Casa Roble)	170-6
Jason Sineros (James Logan)	167-2
Jon Frank (Bakersfield)	165-6

Finalists: 1. John Gallagher (Palm Desert) 190-10, 2. Derrick Stevens (Bakersfield) 182-8, 3. Brent Noon (Fallbrook) 181-2, 4. Robert Clarke (Walnut) 180-11, 5. Greg Hodel (Don Lugo) 171-0, 6. Jason Ford (Casa Roble) 169-0, 7. Jon Frank (Bakersfield) 168-9, 8. Matt Karsevar (Clovis) 168-4, 9. Jason Sineros (James Logan) 167-11.

▲ Team Scoring

One of high school athletics most amazing dynasties continued here this weekend. Hawthorne High School, under coach Kye Courtney and staff, has won six of the last seven California State Men's High School Track & Field Championships. The only year they missed on the men's side since 1982, in 1986, they made up for it by taking the women's title. Prime Ticket announcer Vic Holchak indicated that during his travels in Europe last summer, while covering the Grand Prix track circuit, he was grilled by the East German National Coaches for information on the sprint coach at Hawthorne High in California and his program. In case you have not been keeping track of things, the Commies do their homework in this sport. It is interesting to note that, to our knowledge, Coach Courtney has never been involved in any national level coaching assignments, or the like, but he is well-known behind the Iron Curtain. Anyway, here it was apparent who the best team was this weekend. The Cougars continue to have enough depth to really goof up in a spot or two and still come out on top. Last year, it was a 400 meter relay group that false-started in League action, a few years ago it was Henry Thomas out with an appendectomy, and this year, it was a short relay group that was going to win by 10 meters that could not get the stick around. The story of this year's success is told in the event summaries above, but just keep in mind that athletes such as Chris Alexander, Anthony Smith, and Eric Allen will be back to lead the Cougar crew in 1990. I am sure many of us will be at Cerritos College the first week in June to watch the next edition of the Cougar dynasty.

Team Scores:

1. Hawthorne 40, 2. Dorsey 26, 3. Oakland 22, 4. San Pasqual and Justin Sierra 18, 6. Orange Glen and Mission 16, 8. Bakersfield, Tulare and Agoura 14.

WOMEN'S RESULTS

By KEITH CONNING

▼ 100 METERS

Five state meet finalists returned from last year—senior Angela Burnham (Rio Mesa, Oxnard) won the 1986 state meet in 11.78, had a hamstring injury in 1987, and won in 1988 in 11.52. Also returning were junior Inger Miller (Muir, Pasadena), second



ANGELA BURNHAM — 100 & 200

Fine Flicks by Don Gosney

in 11.71; senior Chris Williams (Vallejo), fifth in 12.22; senior Annette Coleman (Carlmont, Belmont), eighth in 12.40; and senior Debra Hamilton (Locke, Los Angeles), ninth in 12.50.

Burnham (11.52) and Miller (11.53), entered the meet with the top times in the nation. Senior Charlotte Vines (San Marcos, Santa Barbara) had the eighth best time of 11.89.

The state meet record of 11.42 was set by Sharon Ware (Berkeley) in 1980.

In the trials for running events, there were four heats in each event (except the 1600 and 3200). The heat winners in each heat advanced to the finals along with the five non-winning runners with the fastest times.

Burnham, the Southern Section champion

at 11.52, won the first heat in 11.41. The wind reading was +5.73, which is over the allowable limit of 2.0 meters per second. Thus, Ware's record still stands.

Miller, second in the Southern Section at 11.53, won heat two in 11.38 (+5.61 mps). Williams, third in the Sac-Joquin Section at 12.41, who has been bothered by a knee injury, failed to qualify.

Vines, third in the Southern Section at 11.89, won heat three in 11.88 (+3.82 mps). Hamilton, third in the Los Angeles Section at 12.31, was second in 12.06.

Coleman, the Central Coast Section champion at 11.92, won heat four in 11.82 (+3.33 mps).

In the final Burnham defeated Miller by .15-11.31 (+3.66 mps) to 11.46. Burnham became the first three time winner. Ware won twice in 1980 and 1981. Coleman placed third in 11.66 and Vines was fourth in 11.71.

"I was most worried about the 100," said Burnham to Lonnie White (Los Angeles Times). "I knew that it was important to get out of the blocks well."

Finals (Wind +3.66)

Angela Burnham (Rio Mesa)	11.31
Inger Miller (Muir)	11.46
Annette Coleman (Carlmont)	11.86
Charlotte Vines (San Marcos)	11.71
Joelyn Mack (St. Francis)	12.01
Felice Lipscomb (Santa Monica)	12.04
Deedee Small (Dorsey)	12.15
Debra Hamilton (Locke)	12.20
Tami Gray (Compton)	12.22
Heat #1 (Wind +5.73) 1. Angela Burnham (Rio Mesa) 11.41, 2. Tami Gray (Compton) 12.04, 3. Leann Tinkshell (Locke) 12.12, 4. Nitra Young (Tulare) 12.27, 5. Miyoshi Williamson (Merced) 12.39, 6. Joy Polk (Oakland) 12.43, 7. Ansey Mitchell (Rancho Conejo) 12.65. Heat #2 (Wind +5.61) 1. Inger Miller (Muir) 11.38, 2. Joelyn Mack (St. Francis) 11.98, 3. Deedee Small (Dorsey) 12.06, 4. Chris Williams (Vallejo) 12.22, 5. Angela Sullivan (Serra) 12.22, 6. Chivonne Tanner (Holy Names) 12.24. Heat #3 (Wind +3.82) 1. Charlotte Vines (San Marcos) 11.89, 2. Debra Hamilton (Locke) 12.06, 3. Kwani Stewart (Yuba City) 12.07, 4. Francine Wade (Hilltop) 12.13, 5. Keisha Criswell (Fresno) 12.29, 6. Adrienne Hopper (Bishop O'Dowd) 12.51, 7. Kristen Burnett (Brannan) 12.52. Heat #4 (Wind +3.33) 1. Annette Coleman (Carlmont) 11.82, 2. Felice Lipscomb (Santa Monica) 12.07, 3. Angela Kimmy (University City) 12.09, 4. Felicia Howard (San Fernando) 12.20, 5. Tike Jackson (Bakersfield) 12.26, 6. Lisa Parker (Bishop O'Dowd) 12.30, 7. Delta Jones (Lincoln) 12.85.	

▼ 200 Meters

Three state meet finalists returned from last year: senior Angela Burnham first in 23.45, junior Inger Miller third in 23.73, and senior Chris Williams (Vallejo), fourth in 24.48.

Burnham (23.49), Miller (23.62), and senior Annette Coleman (Carlmont, Belmont) (24.15) entered the meet with the first, second and fourth best times in the nation.

The state meet record of 23.19 was set by Sheri Howard (Kennedy, Granada Hills) in 1980.

Burnham, the Southern Section champion at 23.49, won the first heat in 23.76

continued next page...

CIF / Reebok California State Meet

(+2.52).

Miller, second in the Southern Section at 23.84, won the second heat in 23.71 (+2.78). Williams, third in the Sac-Joaquin Section at 25.09, failed to qualify.

Junior Tanya Dooley (Bret Harte, Altaville), the Sac-Joaquin Section champion at 24.17, who failed to qualify for the final last year, won the third heat in 24.37 (+4.39).

Coleman, the Central Coast Section champion at 24.15, won heat four in 24.45 (+2.72) mps.

In the final, Burnham defeated Miller by 30-23.56 to 23.86.

Finals

Angela Burnham (Rio Mesa)	23.56
Inger Miller (Muir)	23.86
Annette Coleman (Carlmont)	24.15
Angela Rolfe (Dorsey)	24.45
Taminika Terry (Muir)	24.61
Tanya Dooley (Bret Harte)	24.75
Tamika Bradford (Dominguez)	24.84
Lania Brice (Tokay)	24.90
Cela Taylor (Encinal)	25.07

Heat #1 (Wind +2.52) 1. Angela Burnham (Rio Mesa) 23.76, 2. Lania Brice (Tokay) 24.83, 3. Linda Williams (Blair) 24.92, 4. Leann Tinkshell (Locke) 25.18, 5. Lesa Parker (Bishop O'Dowd) 25.51, 6. Mia Labuvitz (San Diego) 25.69, 7. Shamone Chisom (Edison) 26.09. Heat #2 (Wind +2.78) 1. Inger Miller (Muir) 23.71, 2. Angela Rolfe (Dorsey) 24.32, 3. Chris Williams (Vallejo) 24.91, 4. Michelle Barga (Fremont) 24.97, 5. Angela Kimmey (University City) 25.26, 6. Chivanne Tanner (Holy Names) 25.41, 7. Tracey Smith (West Valley) 26.02. Heat #3 (Wind +4.39) 1. Tanya Dooley (Bret Harte) 24.37, 2. Taminika Terry (Muir) 24.62, 3. Janice Nichols (Bakersfield) 25.12, 4. Nicole Johnson (Antioch) 25.62, 5. Marsha Domingo (Los Angeles) 25.72. Heat #4 (Wind +2.72) 1. Annette Coleman (Carlmont) 24.45, 2. Tamika Bradford (Dominguez) 24.73, 3. Cela Taylor (Encinal) 24.82, 4. Tika Jackson (Bakersfield) 25.00, 5. Angela Sullivan (Serra) 25.01, 6. Joy Polk (Oakland) 26.77.

400 Meters

Five State meet finalists returned from last year—senior Angela Rolfe (Dorsey, Los Angeles) first in 54.26; junior Tanya Dooley (Bret Harte, Altaville) second in 54.72; senior Roslyn Mack (St. Francis, Mountain View) fourth in 55.68; senior Kesha Marvin (Hawthorne) fifth in 55.92; and senior Jeanine Stewart (Duarte) seventh in 56.35.

Rolfe had also won in 1987 in 53.55.

Five Californians are among the national leaders: senior Angela Burnham (Rio Mesa, Oxnard) first in 54.09, Rolfe second in 54.39, freshman Janice Nichols (Bakersfield) third in 54.47, Stewart sixth in 54.89, and Dooley eighth in 55.02.

The state meet record of 52.39 was set by Denean Howard (Kennedy, Granada Hills) in 1982.

Nichols, the Central Section champion at 54.47, won the first heat in 55.37.

Stewart, the Southern Section champion at 54.99, won the second heat in 55.89.

Rolfe, the Los Angeles Section champion at 54.53, won the third heat in 55.71. Marvin, second in the Southern Section at 55.25, was second in 56.30.

Dooley, the Sac-Joaquin Section champion at 55.02, won the fourth heat in 55.94.

In the final, Rolfe won for the third straight time in 53.97, the fastest time in the nation this season. Rolfe is the first three-time winner of this event. Choo Choo Knighten (Locke, Los Angeles) won in 1984 and 1985. Denean Howard (Kennedy, Granada Hills) won in 1980 and 1982.



ANGELA ROLFE—400 Meters

Photo by Bill Cottles/Action Photo

Finals

Angela Rolfe (Dorsey)	53.97
Tanya Dooley (Bret Harte)	55.12
Jeanine Stewart (Duarte)	55.15
Shani Freeman (Crawford)	55.77
Shelly Tochuk (Westminster)	55.81
Cela Taylor (Encinal)	55.93
Kesha Marvin (Hawthorne)	56.12
Kim McAllister (Locke)	56.19
Janice Nichols (Bakersfield)	57.43

Heat #1: 1. Janice Nichols (Bakersfield) 55.37, 2. Kim McAllister (Locke) 56.07, 3. Cela Taylor (Encinal) 56.10, 4. Rachel Doug (Ganesha) 57.95, 5. Melissa Stevenson (Point Loma) 59.36, 6. Maryann Clark (Galileo) 60.34. Heat #2: 1. Jeanine Stewart (Duarte) 55.89, 2. Roslyn Mack (St. Francis) 56.68, 3. Kerrie Pogues (St. Bernard) 57.04, 4. Melanie Clarke (El Camino Real) 58.11, 5. Shirley Terrill (Vallejo) 58.69, 6. Melissa Mannion (San Leandro) 60.55. Heat #3: 1. Angela Rolfe (Dorsey) 55.71, 2. Kesha Marvin (Hawthorne) 56.30, 3. Michelle Barga (Fremont) 57.16, 4. Allison Dring (Mt. Carmel) 57.64, 5. Tiffany Johnson (Kennedy, Richmond) 59.08, 6. Kesha Brown (Merced) 59.36, 7. Melissa Flynn (Clovis) 62.55. Heat #4: 1. Tanya Dooley

(Bret Harte) 55.94, 2. Shani Freeman (Crawford) 56.24, 3. Shelly Tochuk (Westminster) 56.34, 4. Camille Mayo (Los Angeles) 57.26, 5. Lemecia Strom (Silver Creek) 57.76, 6. Stacey Johnson (Antioch) 57.99, 7. Christine Royal (Chester) 58.42.

800 Meters

Two state meet finalists returned from



KIM TONEY—800 Meters

Fine Flicks by Don Gasney

last year: senior Kathy Roldan (Mt. Whitney, Visalia) first in 2:12.11 and senior Tarsha Handy (Archbishop Mitty, San Jose) second in 2:12.60.

Junior Kim Toney (Atascadero) (2:11.23), sophomore Becky Spies (Livermore) (2:11.6), and Roldan (2:12.16), entered the meet with the fourth, fifth, and seventh fastest times in the nation. The national leader was senior Trina Edmond (Central, Aurora, CO) at 2:10.3.

The state meet record of 2:04.91 was set by Trena Hull (Compton) in 1984.

Toney, the Southern Section champion at 2:11.23 won heat 1 in 2:15.65.

Spies, the North Coast Section champion at 2:13.91, defeated fellow sophomore Nicole Teter (West Valley, Cottonwood), the Northern Section champion at 2:20.0, in heat 2 by .01 — 2:11.14 to 2:11.15. Handy, second in the Central Coast Section at 2:14.73, was fourth in 2:15.78, the seventh

best time in the heats.

Roldan, the Central Section champion at 2:16.79, won heat 3 in 2:15.11.

Senior Persephone (in Greek mythology, the daughter of Zeus and Demeter, abducted by Hades (Pluto) and made his wife) Lowery (Norco), fourth in the Southern Section at 2:14.49, won heat 4 in 2:16.43.

In the final, Toney won in 2:09.33, the second fastest time in the nation this season.

The new national leader is senior Sandra Burke (Boys & Girls, Brooklyn, NY) at 2:09.2.

Finals

Kim Toney (Atascadero)	2:09.33
Kathy Roldan (Mt. Whitney)	2:11.18
Becky Spies (Livermore)	2:11.60
Nicole Teter (West Valley)	2:11.65
Tarsha Handy (Archbishop Mitty)	2:14.99
Persephone Lowery (Norco)	2:15.40
Sheria Moses (Ramona)	2:16.18
Laurinda Mulhaupt (Capistrano Valley)	2:16.22
Gina Westby (Torrey Pines)	2:20.09

Heat #1: 1. Kim Toney (Atascadero) 2:15.65, 2. Dina Moore (Harbor) 2:17.00, 3. Michelle Rodda (Vacaville) 2:17.79, 4. Lori Miller (North Bakersfield) 2:18.48, 5. Keri Woolheater (Casa Grande) 2:22.65, 6. Gretchen Scheibel (Orange Glen) 2:23.32, 7. Christine Frasulo (Franklin) 2:27.98. Heat #2: 1. Becky Spies (Livermore) 2:11.14, 2. Nicole Teter (West Valley) 2:11.15, 3. Sheria Moses (Ramona) 2:15.19, 4. Tarsha Handy (Archbishop Mitty) 2:15.78, 5. Ramona Pena (Washington) 2:19.87, 6. Norma Cuellar (Redwood) 2:24.00, 7. Melissa Guidi (El Camino Real) 2:32.24. Heat #3: 1. Kathy Roldan (Mt. Whitney) 2:15.11, 2. Laurinda Mulhaupt (Capistrano Valley) 2:15.38, 3. Gina Westby (Torrey Pines) 2:16.44, 4. Emily Chilton (Golden Sierra) 2:17.39, 5. Jeanine Crain (Carondelet) 2:17.54, 6. Janette Reed (Foothill) 2:21.81, 7. Joy Preston (North Hollywood) 2:27.50. Heat #4: 1. Persephone Lowery (Norco) 2:16.43, 2. Trisha Phillips (Locke) 2:18.27, 3. Natalie Gage (Oakdale) 2:19.84, 4. Adria Ibarra (Bishop O'Dowd) 2:21.03, 5. Charity Stowell (Mt. Carmel) 2:21.36, 6. Katrina Jacobs (Oakland) 2:21.93.

1600 Meters

Two state meet finalists returned from last year—senior Kira Jorgensen (Rancho Buena Vista, Vista) first in 4:49.54 and senior Beth Bartholomew (Fremont, Sunnyvale) fifth in 4:59.84.

Jorgensen had also won in 1987 in 4:45.98.


Jorgensen (4:53.66), junior Karen Hecox (South Hills, West Covina) (4:53.90), and senior Rayna Cervantes (Montebello) (4:55.60) entered the meet with the third, fourth, and sixth best times in the nation. Cervantes was not entered in this event. The national leader was junior Megan Thompson (Hazelwood Central, St. Louis, MO) at 4:47.27.

In the 1600 there were two heats. The top three finishers in each heat along with the three non-placing runners with the fastest times advanced to the finals.

The state meet record of 4:39.92 was set by Polly Plumer (University, Irvine) in 1982.

Bartholomew, the Central Coast Section champion at 4:57.4 won heat one in 4:55.36. Hecox, second in the Southern Section at 5:01.45, was second in 4:55.59.

continued next page...



KIRA JORGENSEN—1600 Meters
Fine Flicks by Don Gozney

Jorgensen, the San Diego Section champion at 4:58.28, won heat two in 4:55.44.

In the final, Jorgensen won for the third straight year in 4:49.55, the second fastest time in the nation this season. Jorgensen becomes the second three-time winner. Plummer won in 1980, 1981, and 1982. Megan Thompson (Hazelwood, Central, St. Louis, MO) is the national leader at 4:47.58. Bartholomew was second in 4:51.59, the third fastest time in the nation. Hecox was third in 4:55.48. Freshman Shelley Taylor (Edison), the Southern Section champion at 4:59.25, was disqualified for colliding with Hecox near the finish.

Said Taylor to Barbie Ludovise (Los Angeles Times): "I know I didn't do anything 'cause I was in front of her. I remember seeing her fall out of the corner of my eye. I do remember her hitting me. I don't really care about (not getting) the medal or the recognition, it's knowing that I didn't do anything that's so upsetting."

Said Hecox: "I'm not even sure what happened. She just came from behind me, she hit me from behind. It all happened so fast, it's hard to say."

Finals	
Kira Jorgensen (Rancho Buena Vista)	4:49.55
Beth Bartholomew (Fremont)	4:51.59
Karen Hecox (South Hills)	4:55.48
Rosetta Hunter (Locke)	4:58.28
Sarah Riley (Campolindo)	4:58.80
Evie Barry (Santa Teresa)	5:00.77
Lori Miller (North Bakersfield)	5:07.98
Lisa Lopez (Baltboa)	5:15.34
Heat #1: 1. Beth Bartholomew (Fremont) 4:55.36, 2. Karen Hecox (South Hills) 4:55.56, 3. Evie Barry (Santa Teresa) 4:58.83, 4. Lisa Lopez (Baltboa) 5:08.20, 5. Janetta Vollmer (Fl. Bragg) 5:06.85, 6. Mira Hornbacher (Rancho Buena Vista) 5:07.50, 7. Nicole Robbins (Hesperia) 5:09.98, 8. Melissa Freiberg (California) 5:10.74, 9. Jennifer Hewitson (Bella Vista) 5:11.53. Heat #2: 1. Kira Jorgensen (Rancho Buena Vista) 4:55.44, 2. Shelley Taylor (Edison) 4:58.77, 3. Lori Miller (North Bakersfield)	

5:04.25, 4. Sarah Riley (Campolindo) 5:05.16, 5. Rosetta Hunter (Locke) 5:06.43, 6. Bernice Santoyo (Mt. View) 5:09.94, 7. Michele Ferguson (Piner) 5:11.55, 8. Nikki Shaw (Falmore) 5:11.88, 9. Maria Solonio (Overfelt) 5:13.24.

▼ 3200 Meters

Four of the top ten finalists from last year returned—senior Rayna Cervantes (Montebello) second in 10:18.80, senior Kira Jorgensen (Rancho Buena Vista, Vista) fourth in 10:25.55, senior Jamie Park (Santa Barbara) sixth in 10:48.77, and senior Rachel Lewis (Santa Catalina, Monterey) tenth in 11:01.96.

Cervantes (10:32.89), Park (10:34.71), and Jorgensen (10:34.7+) entered the meet



RAYNA CERVANTES—3200 Meters
Fine Flicks by Don Gozney

with the fourth, fifth, and sixth best times in the nation.

The state meet record of 10:08.14 was set by Cory Schubert (Del Mar, San Jose) in 1983.

There were no heats in the 3200. The finals were held on Saturday, June 3.

Cervantes, third in the Southern Section at 10:44.18, won in 10:32.89. Lewis, the Central Coast Section champion at 11:00.3, was second in 10:36.18. Sophomore Deena Drossin (Agoura), second in the Southern Section at 10:41.37, was third in 10:36.67. Park, fourth in the Southern Section at 10:48.32, was fourth in 10:40.74. Jorgensen, the San Diego Section champion at 10:55.59, was fifth in 10:42.34.

Finals	
Rayna Cervantes (Montebello)	10:32.89

Rachel Lewis (Santa Catalina)	10:36.18
Deena Drossin (Agoura)	10:36.67
Jamie Parks (Santa Barbara)	10:40.74
Kira Jorgensen (Rancho Buena Vista)	10:42.34
Mira Hornbacher (Rancho Buena Vista)	10:43.18
Martha Pinto (Kastalia)	10:58.13
Alva Dancoel (Mills)	10:58.53
Sarah Riley (Campolindo)	11:04.28
Michele Ferguson (Piner)	11:04.25
Eva Belt (El Dorado)	11:07.66
Tina Gorbet (Lassen)	11:08.41
Malene Ferguson (LaJolla)	11:13.89
Barbie Sittman (Pacer)	11:18.89
Maryann Martinez (Foothill)	11:19.46



FELICE LIPSCOMB—100mH
Fine Flicks by Don Gozney

▼ 100m Low Hurdles

Four state meet finalists from last year returned: sophomore Keri Sanchez (Santa Teresa, San Jose) second in 13.99, junior Felice Lipscomb (Santa Monica) third in 14.04, senior Latanya Davenport (Locke, Los Angeles) fifth in 14.33, and senior Andrea Swift (Benicia) eighth in 14.82.

Lipscomb (13.84), junior Kwani Stewart (Yuba City) (13.93), Davenport (14.09), senior Kim Young (Madera) (14.14+), and senior Aldora George (Upland) (14.21) entered the meet with the second, third, sixth, seventh, and ninth best times in the nation.

The state meet record of 13.34 was set by Janeene Vickers (Pomona) in 1987.

Swift, the North Coast Section champion at 14.38, won the first heat in 14.35 (+2.21 mps). Young, the Central Section champion at 14.58, scratched. George, second in the Southern Section at 14.24, did not run.

Davenport, the Los Angeles Section champion at 14.1, won heat two in 13.95 (+1.33 mps), her seasonal best. Sanchez, the Central Coast Section champion at 14.15, was second in 14.17.

Stewart, the Sac-Joquin Section champion at 13.80, won heat three in 14.00 (+2.93 mps).

Lipscomb, the Southern Section champion

at 13.88, won heat four in 13.94 (+3.57 mps).

In the final, Lipscomb won in 13.69 (+1.18 mps), the fastest time in the nation this season. Stewart was second in 13.76, and Sanchez was third in 14.07.

Finals	
Felice Lipscomb (Santa Monica)	13.69
Kwani Stewart (Yuba City)	13.76
Keri Sanchez (Santa Teresa)	14.07
Kim Dill (Poway)	14.31
Nicole Redmond (Hogan)	14.33
Andrea Swift (Benicia)	14.41
Dedi Stuart (Long Beach Poly)	14.51
Latanya Davenport (Locke)	14.55
Heat #1 (Wind +2.21) 1. Andrea Swift (Benicia) 14.35, 2. Erin Blunt (San Pasquel) 14.77, 3. Britt Anderson (Palo Alto) 14.79, 4. Traci Ciapponi (Chico) 15.25, 5. Christal Lewis (Dorsey) 15.89. Heat #2 (Wind +1.33) 1. Latanya Davenport (Locke) 13.95, 2. Keri Sanchez (Santa Teresa) 14.17, 3. Dedi Stuart (Long Beach Poly) 14.40, 4. Kam Warner (West Bakersfield) 14.84, 5. Cathy Stark (San Pasquel) 14.98, 6. Keys Allen (James Logan) 15.86, 7. Michelle Silva (Valley) 16.75. Heat #3 (Wind +2.93) 1. Kwani Stewart (Yuba City) 14.00, 2. Kim Dill (Poway) 14.36, 3. Jackie Foreman (Locke) 14.78, 4. Kristi Paaso (Los Altos) 14.81, 5. Lawanna Adams (Oakland) 15.84, 6. Julie Tingle (Agoura) 16.31, 7. Ashley Schaff (San Ramon) 17.63. Heat #4 (Wind +3.57) 1. Felice Lipscomb (Santa Monica) 13.94, 2. Nicole Redmond (Hogan) 14.38, 3. Julieta Patil (Ygnacio Valley) 14.52, 4. Leticia House (Riverside Poly) 14.58, 5. Tasha Turner (Narbonne) 14.62, 6. Shelly Duttar (Clovis) 15.51, 7. Michelle Anderson (Mokleur) 16.72.	

▼ 300m Low Hurdles

One state meet finalist returned from last year: sophomore Keri Sanchez (Santa Teresa, San Jose) second in 43.15.

Sanchez (42.88), senior Michelle Dodson (Cajon, San Bernardino) (42.89), junior Shaniqua Campbell (Alta Loma) (43.18), and senior Kristi Paaso (Los Altos) (43.23) entered the meet with the third, fourth, eighth, and ninth best times in the nation. Campbell did not qualify.

The state meet record of 40.26 was set by Janeene Vickers (Pomona) in 1987.

Dodson, the southern Section champion at 43.02, won the first heat in 43.64.

Sanchez, the Central Coast Section champion at 42.88, won heat two in 44.44. Stewart, third in the Sac-Joquin Section at 44.63, was second in 45.39.

Freshman Twila Sims (Lompoc), third in the Southern Section at 43.84, won heat three in 43.88. Paaso, second in the Central Coast Section at 43.23, was third in 44.82.

Sophomore Tanya Smith (Cordova, Rancho Cordova), the Sac-Joquin Section champion at 43.80, won heat four in 44.18.

In the final, Sims won in 42.54, the fastest time in the nation this year. Sanchez was second in 42.60, which ties Torja Buford (Meadowdale, Dayton, OH) for the second fastest time in the nation. Dodson was third in 43.50, and Smith was fourth in 43.60.

Finals	
Twila Sims (Lompoc)	42.54
Keri Sanchez (Santa Teresa)	42.60
Michelle Dodson (Cajon)	43.50
Tanya Smith (Cordova)	43.60

continued next page...

CIF / Reebok California State Meet

Kwani Stewart (Yuba City)	43.86
Kristi Paaso (Los Altos)	44.24
Shannon Wiebelhaus (Rio Mesa)	44.32
Britt Anderson (Palo Alto)	44.99
Edwina Ammonds (Roosevelt)	46.96



TWILA SIMS—300 Low Hurdles

Photo by Bill Cockerham

Heat #1: 1. Michelle Dodson (Cajon) 43.64, 2. Britt Anderson (Palo Alto) 44.52, 3. Edwina Ammonds (Roosevelt) 44.78, 4. Debra Hamilton (Locke) 45.66, 5. Michelle Silva (Valley) 45.80, 6. Glenda Whipple (Elina) 47.05, 7. Nancy Romweber (Piedmont) 47.56. Heat #2: 1. Keri Sanchez (Santa Teresa) 44.44, 2. Kwani Stewart (Yuba City) 45.30, 3. Shannon Bryant (Sonoma) 45.81, 4. Christy Boyd (Foothill) 45.99, 5. Kim Dill (Poway) 47.13, 6. Christal Lewis (Dorsey) 47.69. Heat #3: 1. Twila Sims (Lompoc) 43.86, 2. Shannon Wiebelhaus (Rio Mesa) 44.68, 3. Kristi Paaso (Los Altos) 44.82, 4. Kathy Hannon (Granada) 46.16, 5. Erin Blunt (San Pasqual) 46.23, 6. Felina Means (Van Nuys) 47.03, 7. Nicia Dougherty (Lowell) 49.33.

▼ 400 Relay

Hawthorne won last year in 47.10. They had won five of the six state meets.

Hawthorne (46.46), Muir (Pasadena) (46.48), Rio Mesa (Oxnard) 47.03, Bakersfield (47.04+), and Locke (Los Angeles) (47.34+) entered the meet with the second, seventh, eighth, and tenth best times in the nation.

The state meet record of 45.13 was set by Berkeley in 1981.

St. Bernard (Playa Del Rey), fourth in the Southern Section at 47.74, won heat one in 48.28.

Muir (Pasadena), second in the Southern Section at 46.46, won heat two in 46.78. St. Francis (Mountain View), the Central Coast Section champion at 47.86, was second in 47.27. Bakersfield, the Central Section champion at 47.37, was third in 47.94.

Rio Mesa (Oxnard), third in the Southern

Section at 47.03, won heat three in 47.47.

Hawthorne, the Southern Section champion at 46.46 won heat four in 47.37. Locke, the Los Angeles Section champion at 47.2, was second in 47.51.

In the final, Muir (Pasadena) won in 46.46, which tied their season best.

"We came through tonight and it started with our sprint relay victory" said Inger Miller (Muir) to Lonnie White. "That really gave us the push we needed to the end."

St. Francis was second in 47.27, Hawthorne was third in 47.42, and Rio Mesa was fourth in 47.53.

Finals	
Muir	46.46
St. Francis	47.27
Hawthorne	47.42
Rio Mesa	47.53
Dorsey	47.78
Locke	47.88
St. Bernard	47.89
Bakersfield	48.25
Santa Monica	48.32

Heat #1: 1. St. Bernard 48.28, 2. Santa Monica



MUIR 400 Relay Handoff

Photo by Bill Cockerham

48.32, 3. Bishop O'Dowd 48.38, 4. Morse 48.57, 5. Oakland 48.76, 6. Washington 50.05. Heat #2: 1. Muir 46.78, 2. St. Francis 47.86, 3. Bakersfield 47.94, 4. Cordova 49.13, 5. Holy Names 49.37, 6. San Pedro 50.19, 7. Chico 51.56. Heat #3: 1. Rio Mesa 47.47, 2. Dorsey 47.56, 3. Mt. Carmel 48.81, 4. Clovis 48.93, 5. Vallejo 49.28, 6. Mount Pleasant 49.35, 7. Clayton Valley 50.54. Heat #4: 1. Hawthorne 47.37, 2. Locke 47.51, 3. Edison 48.75, 4. Patrick Henry 48.77, 5. Independence 49.28, 6. Merced 49.76, 7. San Ramon 50.45.

▼ 1600m Relay

Hawthorne won last year in 3:47.32. Muir (Pasadena) (3:47.47), Hawthorne

(3:47.78), Rio Mesa (Oxnard) (3:48.66), and St. Francis (Mountain View) (3:49.83) entered the meet with the third, fourth, fifth and ninth best times in the country.

The state meet record of 3:37.71 was set by Kennedy (Granada Hills) in 1981.

St. Francis, the Central Coast Section champion at 3:50.33, won heat one in 3:51.07.

Archbishop Mitty (San Jose), second in the Central Coast Section at 3:53.42, won heat three in 3:53.73. Rio Mesa, the Southern Section champion at 3:48.66, was second in 3:54.73.

Locke (Los Angeles), the Los Angeles Section champion at 3:56.99, defeated Hawthorne, third in the Southern Section at 3:50.65, by .01 in heat four—3:49.83 to 3:49.84.

In the final, Hawthorne won in 3:46.59, the third fastest time in the nation this season.

"It feels good to be done and to finish the season in such a fitting way," said Angela Burnham (Rio Mesa) to Lonnie White.

"My ultimate goal here tonight was to defend my state titles and to run my race and not worry about the other runner."

Finals	
Hawthorne	3:46.59
Muir	3:47.04
St. Francis	3:48.59
Locke	3:51.51
Rio Mesa	3:52.14
Archbishop Mitty	3:52.32
Ganesha	3:53.22
Mt. Carmel	3:56.05
Duarte	3:58.44

Heat #1: 1. St. Francis 3:51.07, 2. Ganesha 3:55.36, 3. San Pasqual 3:56.44, 4. Del Campo 3:59.53, 5.



HAWTHORNE 1600m Relay Team

Fine Flicks by Don Gosney

Northgate 4:06.78, 6. Oakland 4:10.68. Heat #2: 1. Muir 3:53.19, 2. Duarte 3:54.81, 3. Mt. Carmel 3:55.28, 4. Carondelet 3:59.60, 5. Edison 4:00.06, 6. Fremont 4:01.00, 7. Hamilton 4:18.15. Heat #3: 1. Archbishop Mitty 3:53.73, 2. Rio Mesa 3:54.73, 3. Vallejo 3:57.04, 4. Kennedy Richmond 3:57.31, 5. Clovis 3:59.82, 6. West Valley 4:04.52, 7. Washington 4:12.13. Heat #4: 1. Locke 3:49.83, 2. Hawthorne 3:49.84, 3. Bakersfield 3:57.81, 4. Bishop O'Dowd 4:02.41, 5. Merced 4:02.42, 6. Hoover 4:04.65, 7. Washington 4:15.22.



CRISSY MILLS—High Jump

Photo by Bill Cockerham

▼ High Jump

Three state meet finalists returned from last year: junior Crissy Mills (Campbell Hall, North Hollywood) first 5-10, senior Marilyn Cragin (Miraleste, Rancho Palos Verdes) third 5-8, and senior Melanie Clarke (El Camino Real, Woodland Hills) ninth 5-4.

Julie Ann Broughton (Woodland) (6-2 1/4), Mills (5-10 3/4), senior Lori Svoboda (El Dorado, Placentia) (5-10 3/4), and junior Lori Mertes (Chatsworth) entered the meet with the first, eighth, and tenth best jumps in the nation.

The state meet record of 6-2 was set by Latrese Johnson (Clovis) in 1985.

Mills, the Southern Section champion at 5-8, won with a jump of 6-0. Mills jumps (o-clearance, x-miss): 5-2 pass, 5-4 o, 5-6 o, 5-7 pass, 5-8 o, 5-9 pass, 5-10 o, 5-11 xxx, 6-0 xo, 6-2 1/4 xxx.

Broughton, the Sac-Joquin Section champion at 6-0, placed second at 5-11. She missed three times at 6-0. Svoboda, second in the Southern Section at 5-6, was third at 5-10.

Finals	
Crissy Mills (Campbell Hall)	6-0
J.C. Broughton (Woodland)	5-11
Lori Svoboda (El Dorado)	5-10
Cindy Harmon (Oak Ridge)	5-8
Lori Mertes (Chatsworth)	5-6
Karis Gardner (Sierra) 6e	5-6
Melanie Clarke (El CamRd) 6e	5-6
Jackie Hurt (Anahy)	5-4
Marilyn Cragin (Miraleste)	5-4

Finalists: 1. (tie) Lori Mertes (Chatsworth), Lori Svoboda (El Dorado), Crissy Mills (Campbell Hall) 5-8, 4. (tie) Cindy Harmon (Oak Ridge), JC Broughton (Woodland) 5-6, 6. (tie) Marilyn Cragin (Miraleste), Melanie Clarke (El Camino Real) 5-6, 8. Karis Gardner (Sierra) 5-6, 9. Jackie Hurt (Anahy) 5-5.

continued next page...

▼ Long Jump

One state meet finalist returned from last year: senior Annette Coleman (Carlmont) fifth at 18-1 3/4. Coleman (20-0) and sophomore Juliana Yendork (Walnut) (19-9) entered the meet



JULIANA YENDORK—Long Jump and Triple Jump

Photo by Bill Cockerham

with the second and fourth best jumps in the nation.

Yendork had competed for Ghana in the Seoul Olympics. She placed 27th at 17-8 1/2 in the long jump qualifying on September 28, 1988.

The state meet record of 20-9 3/4 was set by Wendy Brown (Woodside) in 1984.

In the trials, Coleman, the Central Coast Section champion at 19-10, jumped 20-7, the longest jump in the nation this season. Yendork, the Southern Section champion at 19-9, was second at 20-6 1/2, the second best jump in the nation.

In the final, Yendork won with a leap of 20-2 1/2 (+2.5 mps). Yendork's series: 20-2 1/2 (+2.5 mps), 19-7 3/4 (+1.0 mps), pass, 19-1 1/2 (+2.2 mps), pass, 19-8 1/4 (+0.5 mps). Coleman placed second at 19-3 1/2 (+3.00), and had a best legal jump of 18-5 (+1.5 mps). Marieke Veltman (Leland, San Jose), third in the Central Coast Section at 18-10 1/2, was third at 18-10.

Finals

Juliana Yendork (Walnut)	20-2 1/2
Annette Coleman (Carlmont)	19-3 1/2
M Veltman (Leland)	18-10
Keri Sanchez (Santa Teresa)	18-0
Amey Mitchell (Rancho Cotate)	18-5 1/4
Rochelle Johnson (Patrick Henry)	18-2 1/2
Yolanda Burton (McAttee)	17-5 3/4

Finalists: 1. Annette Coleman (Carlmont) 20-7, 2. Juliana Yendork (Walnut) 20-6, 3. Nedra Dillon (Mission Bay) 18-10 3/4, 4. Rochelle Johnson (Patrick Henry) 18-10, 5. Yolanda Burton (McAttee) 18-9 3/4, 6. Keri Sanchez (Santa Teresa) 18-8 3/4, 7. M Veltman (Leland) 18-8, 8. Tarnel House (Hoover) 18-6, 9. Amey Mitchell (Rancho Cotate) 18-5.

▼ Triple Jump

Two state meet finalists returned from last year: sophomore Keri Sanchez (Santa Teresa, San Jose) third at 39-9 1/2, and senior Rochelle Johnson (Patrick Henry, San Diego) fifth at 38-7.

Sophomore Juliana Yendork (Walnut) (41-9 1/2), Johnson (40-6 3/4), Sanchez (40-1 1/2), junior Lisa Fager (Mission Viejo) (39-11), and Krystal Kirkland (Hesperia) (39-11 1/2) entered the meet with the first, fifth, seventh and ninth best jumps in the nation. Fager did not qualify for the meet.

The state meet record of 42-10 1/2 was set by Wendy Brown (Woodside) in 1984.

Yendork, the Southern Section champion at 41-4, jumped 42-6 3/4 in the trials, the longest jump in the nation this season. She became the No. 3 all-time high school performer.

In the finals, Yendork won with a hop, step and jump of 41-10. Yendork's series: foul, foul, 41-6 3/4 (+0.5 mps), 41-10 (+1.0 mps), 38-6 3/4 (+1.0 mps), 41-1 (+1.8 mps). Kirkland second in the Southern Section at 39-10, was second. Sanchez, the Central Coast Section champion at 38-7 1/2, was third at 38-11 1/2 (+1.9 mps). Johnson, the San Diego Section champion at 39-8 1/4, was fourth at 38-7 1/2 (+1.5 mps).

Finals

Juliana Yendork (Walnut)	41-10
Krystal Kirkland (Hesperia)	39-5 1/4
Keri Sanchez (Santa Teresa)	38-11 1/2
Rochelle Johnson (Pat. Henry)	38-7 1/2
Angel Carver (Washington)	38-5 3/4
Hedi Brooks (Atascadero)	38-1
Kristi Passo (Los Altos)	37-7 3/4
Stefanie Hant (Ygnacio Valley)	37-7 3/4
Lisa Leslie (Morningside)	36-5 3/4

Finalists: 1. Juliana Yendork (Walnut) 42-6 3/4, 2. Stefanie Hant (Ygnacio Valley) 39-3 1/2, 3. Krystal Kirkland (Hesperia) 38-10, 4. Lisa Leslie (Morningside) 38-8 3/4, 5. Keri Sanchez (Santa Teresa) 38-4 1/4, 6. Rochelle Johnson (Patrick Henry) 38-3 3/4, 7. Hedi Brooks (Atascadero) 38-2, 8. Kristi Passo (Los Altos) 37-0, 9. Angel Carver (Washington) 37-9 1/4.

▼ Shot Put

Two state meet finalists returned from last year: junior Angela Arrington (Palmdale) sixth at 42-1, and sophomore Tanisha Huddleston (Merced) eighth at 40-11 1/4.

Junior Dawn Dumble (Bakersfield) (48-9) and junior Melissa Weis (Bakersfield) (47-10 1/2) entered the meet with the first and third best throws in the nation. Dumble did not qualify this year, because she injured her knee earlier in the season.

The state meet record of 52-7 1/2 was set by Natalie Kaaiwahia (Fullerton) in 1983.

Arrington, the Southern Section champion at 43-5 1/2, failed to qualify for the finals. She fouled three times.

In the final, Weis, the Central Section champion at 47-10 1/2 won with a throw of 44-1. Senior Jennifer Via Via (Madison, San Diego), the San Diego Section champion at 42-8 1/2, placed second at 41-6 1/2. Senior Shannon Parker (St. Francis, Mountain View), the Central Coast Section champion at 42-2, was third at 41-4 1/2. Huddleston, third in the Sac-Joquin Section at 39-8, was fourth at 40-3 1/4.

Finals

Melissa Weis (Bakersfield)	44-1
Jennifer Via Via (Madison)	41-6 1/2
Shannon Parker (St. Francis)	41-4 1/2
Tanisha Huddleston (Merced)	40-3 1/4
Beverly Oden (Irvine)	40-0 1/2
Christy Bruno (North Monterey)	39-9 3/4

Finalists: 1. Melissa Weis (Bakersfield) 43-3 1/2, 2. Christy Bruno (North Monterey) 42-3 3/4, 3. Danyl Mitchell (Vallejo) 41-6 1/2, 4. Shannon Parker (St. Francis) 41-6 1/4, 5. Tanisha Huddleston (Merced) 41-3, 6. Mary Guinan (Hesperia) 40-10 1/4, 7. Jennifer Via Via (Madison) 40-9 1/2, 8. Beverly Oden (Irvine) 40-9, 9. Miki Tosi (Morro) 39-10 3/4.



MELISSA WEIS—Shot Put and Discus
Fine Flicks by Don Gosney

▼ Discus

Four state meet finalists returned from last year: junior Melissa Weis (Bakersfield) first 159-7, senior Jenny Peters (Gunn, Palo Alto) third at 154-8, senior Allison Franke (Canyon, Anaheim) sixth at 145-6, and senior Debbie Cembellin (Amador Valley, Pleasanton) eighth at 139-6.

Junior Dawn Dumble (Bakersfield) (170-11), the No. 6 all-time high school performer, senior Candy Roberts (Don Lugo, Chino) (167-8), Weis (165-4), and Franke (160-6) entered the meet with the first, third, fourth, and sixth best throws in the nation. Dumble,

the 1987 state meet champion and second in 1988, did not qualify this year because of an injury.

The state meet record of 172-11 was set by Leslie Deniz (Gridley) in 1980.

Weis, the Central Section champion at 159-7, won for the second straight year with a throw of 168-0, the third best throw in the nation this season. Weis' series: 162-4, 150-1, foul, 152-0, 165-8, and 168-0.

Roberts, second in the Southern Section at 152-2, finished second at 161-2. Franke, the Southern Section champion at 153-11, was third at 158-1. Cembellin, the North Coast Section champion at 155-6, was fourth at 150-8. Peters, the Central Coast Section champion at 152-0, was fifth at 148-1.

"I'm happy that I was consistent," said Franke to Barbie Ludovise (*Los Angeles Times*). "I mean, I'd like to have won of course, but I'm satisfied."

Finals

Melissa Weis (Bakersfield)	168-0
Candy Roberts (Don Lugo)	161-2
Allison Franke (Cyn. Anaheim)	158-1
Debbie Cembellin (Amador Valley)	150-8
Jenny Peters (Gunn)	148-1
Julie DeJarlais (Las Lomas)	142-11
Christine Oleksow (Monte Vista)	140-8
Katie McCandless (Watsonville)	139-2
Suzi Joist (Immanuel)	127-0

Finalists: 1. Melissa Weis (Bakersfield) 163-8, 2. Candy Roberts (Don Lugo) 155-6, 3. Debbie Cembellin (Amador Valley) 154-7, 4. Allison Franke (Canyon, Anaheim) 151-10, 5. Julie DeJarlais (Las Lomas) 145-9, 6. Christine Oleksow (Monte Vista) 144-4, 7. Katie McCandless (Watsonville) 143-2, 8. Jenny Peters (Gunn) 142-4, 9. Suzi Joist (Immanuel) 140-0.

▼ Team Scoring

Muir (Pasadena) won their second team competition with 38 points. They also won in 1985 in Sacramento. Muir was led by sprinter Inger Miller, who contributed points in four events. Second place went to Rio Mesa (Oxnard) with 26 points, including 20 by Burnham. Santa Teresa (San Jose) was third with 25 points, including 24 by Sanchez.

1. Muir (Pasadena) 38 points—16 Miller (2nd in 100, 2nd in 200), 2. Terry (5th in 200), 10 (1st in 400 relay), 8 (2nd in 1600 relay).

2. Rio Mesa (Oxnard) 26 points—20 Burnham (1st in 100, 1st in 200), 4 (4th in 400 relay), 2 (5th in 1600 relay).

3. Santa Teresa (San Jose) 25 points—24 Sanchez (3rd in 100LH, 2nd in 300LH, 4th in LJ, 3rd in TJ), 1 Barry (6th in 1600).

HIGH SCHOOL TRACK & FIELD

STATE CHAMPIONSHIPS

At Cerritos College

Heat Winner Plus Next Five Fastest Qualify For Finals in Running Events; Top Nine Qualify in Field Events

BOYS

100 METERS

HEAT ONE—Clark (Wheatland), 10.70w (2.81 m.p.s.). Nonqualifiers included—3. Allen (Hawthorne), 10.79; 4. Boyd (SD Lincoln), 10.88; 5. Ricks (Fairfax), 10.94.

HEAT TWO—1. Smith (SF Mission), 10.41 (wind 1.42 m.p.s. aiding) (meet record, old mark, 10.44, H. Thomas, Hawthorne, 1984); 2. Stallworth (Tulare), 10.51; 3. Alexander (Hawthorne), 10.56. Nonqualifiers included—5. Copeland (Dorsey), 10.90.

HEAT THREE—1. Conway (Hawthorne), 10.48 (wind 1.486 m.p.s. aiding); 2. Reyes (Escondido Orange Glen), 10.71. Nonqualifiers included—3. Hargraves (Bishop Montgomery), 10.80; Bryant (Dorsey), did not start.

HEAT FOUR—1. Laynes (Oakland), 10.43w (2.59 m.p.s.); 2. Burks (LA Washington), 10.69; 3. Moody (SD Castle Park), 11.70. Nonqualifiers included—4. Martin (San Clemente), 10.77.

200 METERS

HEAT ONE—1. Conway (Hawthorne), 21.03w (2.14 m.p.s.); 2. Haymon (Fresno Edison), 21.55. Nonqualifiers included—3. Burks (LA Washington), 21.83; 4. Jordan (SD University City), 22.16.

HEAT TWO—Allen (Hawthorne), 21.59w (2.45 m.p.s.). Nonqualifiers included—Anderson (LA Jordan), disqualified for running on lane line; Moody (SD Castle Park), did not run.

HEAT THREE—1. Smith (SF Mission), 21.71w (2.20 m.p.s.); 2. Green (LB Poly), 21.67. Nonqualifiers included—3. Reyes (Escondido Orange Glen), 21.75; 4. Jones (LA Washington), 21.76.

HEAT FOUR—1. Laynes (Oakland), 21.48w (2.34 m.p.s.); 2. Clark (Wheatland), 21.49; 3. White (Crespi), 21.64; 4. Kaufman (Lompoc), 21.71. Nonqualifiers included—Copeland (Dorsey), did not run.

400 METERS

HEAT ONE—1. Langston (Dominique), 48.21; 2. Bryan (Auburn Placer), 48.86. Nonqualifiers included—4. Elerge (Crenshaw), 49.34.

HEAT TWO—1. Bryant (Dorsey), 48.40; 2. Ingalls (Agoura), 48.58; 3. Gross (SD Hoover), 48.92.

HEAT THREE—Jones (LA Washington), 48.74. Nonqualifiers included—2. Stone (Arroyo Grande), 49.12; 3. Hernandez (Chula Vista Montgomery), 50.20.

HEAT FOUR—1. Borquez (Alemany), 48.60; 2. Floyd (Locke), 48.83; 3. McCladde (Centennial), 49.03. Nonqualifiers included—7. Brown (SD Castle Park), 53.84.

600 METERS

HEAT ONE—1. Candaele (Carpinteria), 1:53.61; 2. Magness (San Jose Santa Teresa), 1:54.57. Nonqualifiers included—Mitchell (Pasadena), finished third but disqualified for interference.

HEAT TWO—1. Hunter (San Jose Prospect), 1:53.82; 2. Egan (Clovis), 1:53.92; 3. Nichols (Huntington Beach Edison), 1:54.11; 4. Held (Santa Rosa), 1:54.60. Nonqualifiers included—5. Martin (Lakeside El Capitan), 1:55.30; 7. Glasband (North Hollywood), 2:09.37.

HEAT THREE—1. Bateman (Crescenta Valley), 1:53.57; 2. O'Neill (Escondido San Pasqual), 1:53.82. Nonqualifiers included—7. Bostic (LA University), 2:01.28.

HEAT FOUR—Johnson (Piedmont), 1:54.31. Nonqualifiers included—2. Collins (Hemet), 1:55.23; 3. Manley (LA Banning), 1:56.52; 5. Jackowski (SD Mira Mesa), 1:58.41.

Bernardino, 3:19.33; 3. SD Morse, 3:22.29.

HIGH JUMP

Hendrix (Bakersfield South), Buchanan (San Marcos, SD Section), Maloney (Petaluma St. Vincent's), Robinson (Cabrillo), Haaizi (Oroville Las Plumas), Keane (Concord del la Salle), O'Sullivan (San Anselmo Drake), Wilson (Charter Oak) and Manville (Santa Rosa), all 6-8. Nonqualifiers included—Herman (SD Mt. Carmel) and Bowling (Canoga Park), 6-7; Alexander (LA University), Walker (Lakewood), Garcia (St. Anthony) and Anderson (Riverdale North), 6-4; Blake (Granada Hills Kennedy) and, Klasrr (Chula Vista Hilltop, no height).

SHOTPUT

Noon (Fallbrook), 66-7½; Bailey (LB Wilson), 60-10¼; Hicks (San Benito Hollister), 60-1; Wiley (Hemet), 59-10; Harisay (Piedmont), 57-9; Johnson (Atwater), 57-7½; Jones (Fresno Hoover), 57-0½; Ford (Orangevale Casa Roble), 57-0; Thurston (Huntington Beach Edison), 56-6¾. Nonqualifiers included—11. Bustamonte (Schurr), 54-9½; 13. Underwood (Esperanza), 54-2½; 16. Sherman (Fallbrook), 54-3½; 19. Troxler (SD Mira Mesa), 52-6¾; 20. Whitfield (LA Banning), 52-2; 24. Bernard (LA Taft), 50-5¾; 25. Brown (LA Washington), 47-9; 27. Flores (LA Lincoln), 47-0½.

POLE VAULT

Wiler (Rolling Hills), Maberry (Bakersfield), Sheets (Woodland Hills Taft), Rogan (Irvine), Stephens (Escondido Orange Glen), Moore (Yreka), Camillo (Leuzinger), Lawrence (San Jose Del Mar), Whitcomb (Valencia), all 14-4. Nonqualifiers included—Chase (El Cajon Granite Hills), Hernandez (LA Poly), Degan (San Marcos, SD Section) and Tetreault (Arroyo Grande), 14-0; Sahanaia (Eagle Rock), 13-8.

LONG JUMP

Stallworth (Tulare), 25-5½ (wind .01 m.p.s. aiding) (meet record, old mark, 25-4½, Jerry Procter, Muir, 1967); Laccay (Hayward Moreau), 24-6¾; Price (SD University City), 24-6½; Smith (Hawthorne), 23-1¼; Belina (Concord de la Salle), 23-10¼; Brown (SD Castle Park), 23-10; White (Monroe), 23-9½w (23-2 1/2 legal best); White (Crespi), 23-9¼. Nonqualifiers included—10. Campbell (Perris), 23-2½; 14. Shah (Dorsey), 22-9½w (21-11¼); 15. Duff (Etiwanda), 22-8½; 17. Woodard (Brentwood), 22-7¼; 24. Reyes (Escondido Orange Glen), 21-9½w; 25. Roulier (Carson), 21-8½; 26. Erhardt (Canoga Park), 21-7¼.

TRIPLE JUMP

McGill (Escondido Orange Glen), 51-2; Roberson (West Bakersfield), 50-9¼; White (Crespi), 50-6; Singbandith (Magnolia), 49-7¾; Fisher (Bakersfield), 49-4¼; Bush (LB Wilson), 49-1½; 7. Mack (Davis), 48-3¼w (47-9¼ legal best); Scott (LB Wilson), 47-10¼. Nonqualifiers included—11. Jordan (LA Jordan), 48-10¼; 18. Alexander (LA University), 45-5; 20. Johns (Oceanside El Camino), 45-1; 22. McHenry (SD Patrick Henry), 44-1¼; 23. Morris (LA Banning), 43-9; Shah (Dorsey), did not jump.

DISCUS

Gallagher (Palm Desert), 190-10; Stevens (Bakersfield), 182-8; Noon (Fallbrook), 181-2; Clark, (Walnut), 180-11; Hodel (Don Lugo), 171-0; Ford (Orangevale Casa Roble), 169-0; Frank (Bakersfield), 168-9; Karsevar (Clovis), 168-4; 9. Sisneros (Union City Logan), 167-11. Nonqualifiers included—10. Nevelle (Palmdale), 166-9; 12. Wiley (Hemet), 165-5; 16. Pitts (Escondido San Pasqual), 155-3; 18. Cummings (SD Claremont), 150-4; 24. Wallace (Birmingham), 96-11.

GIRLS

100 METERS

vale Fremont), 4:55.36 (4:38.9 for 1,500 meters); 2. Hecox (South Hills), 4:55.59 (4:38.9); 3. Barry (San Jose Santa Teresa), 4:58.83 (4:40.4); 4. Lopez (SF Balboa), 5:06.20 (4:47.6). Nonqualifiers included—6. Hornbacher (Vista Rancho Buena Vista, 5:07.50 (4:47.5); 7. Robbins (Hesperia), 5:09.96 (4:50.5); Keim (Escondido San Pasqual), Trujilla (Belmont), no place or time.

HEAT TWO—Jorgensen (Vista Ranchos Buena Vista), 4:55.44 (4:37.3); 2. Taylor (Huntington Beach Edison), 4:58.77 (4:51.6); 3. Miller (Bakersfield North), 5:04.25 (4:44.6); 4. Riley (Moraga Campolindo), 5:05.16 (4:46.3); 5. Hunter (Locke), 5:06.43 (4:48.7). Nonqualifiers included—6. Santoyo (El Monte Mountain View), 5:09.94 (4:51.5); 8. Shaw (Fillmore), 5:11.88 (4:49.9); Ortega (Garfield) and Mendoza (LA Banning), no time or place.

100-METER LOW HURDLES

HEAT ONE—Swift (Benicia), 14.35w (2.21 m.p.s.). Nonqualifiers included—2. Blunt (Escondido San Pasqual), 14.77; 5. Lewis (Dorsey), 15.89; George (Upland), did not run.

HEAT TWO—1. Davenport (Locke), 13.95 (wind 1.33 m.p.s. aiding); 2. Sanchez (San Jose Santa Teresa), 14.17; 3. Stuart (LB Poly), 14.40. Nonqualifiers included—5. Stark (Escondido San Pasqual), 14.98.

HEAT THREE—1. Stewart (Yuba City), 14.00w (2.93 m.p.s.); 2. Dill (Poway), 14.36. Nonqualifiers included—3. Foreman (Locke), 14.78; 6. Tingle (Agoura), 16.31.

HEAT FOUR—1. Lipscomb (Santa Monica), 13.94w (3.57 m.p.s.); 2. Redmond (Vallejo Hogan), 14.38; 3. Peril (Ygnacio Valley), 14.52. Nonqualifiers included—4. House (Riverside Poly), 14.58; 5. Turner (Narbonne), 14.62.

300-METER LOW HURDLES

HEAT ONE—1. Dodson (Cajon), 43.64; 2. Anderson (Palo Alto), 44.52. Nonqualifiers included—4. Hamilton (Locke), 45.66.

HEAT TWO—1. Sanchez (San Jose Santa Teresa), 44.44; 2. Stewart (Yuba City), 45.39. Nonqualifiers included—3. Bryant (LA Habra Sonora), 45.81; 5. Dill (Poway), 47.13; 6. Lewis (Dorsey), 47.69.

HEAT THREE—1. Sims (Lompoc), 43.88; 2. Wiebelhaus (Rio Mesa), 44.68; 3. Paaso (Los Altos), 44.62. Nonqualifiers included—5. Blunt (Escondido San Pasqual), 46.23; 6. Means (Van Nuys), 47.03.

HEAT FOUR—1. Smith (Cordova Rancho Cordova), 44.16; 2. Swift (Benicia), 45.48. Nonqualifiers included—3. Stark (Escondido San Pasqual), 45.59; 4. Davenport (Locke), 46.49; George (Upland), did not run.

400-METER RELAY

HEAT ONE—1. St. Bernard, 48.28; 2. Santa Monica, 48.32; 3. Oakland Bishop O'Dowd, 48.38. Nonqualifiers included—4. SD Morse, 48.57; 6. LA Washington, 50.05.

HEAT TWO—1. Muir, 46.78; 2. Mountain View St. Francis, 47.66; 3. Bakersfield, 47.94. Nonqualifiers—6. San Pedro, 50.19.

HEAT THREE—1. Rio Mesa, 47.47; 2. Dorsey, 47.56. Nonqualifiers included—3. San Diego Mt. Carmel, 48.81.

HEAT FOUR—1. Hawthorne, 47.37; 2. Locke, 47.51. Others included: 4. SD Patrick Henry, 48.77.

1,600-METER RELAY

HEAT ONE—1. Mountain View St. Francis, 3:51.07; 2. Ganessa, 3:55.36. Nonqualifiers included—3. Escondido San Pasqual, 3:56.44; Crenshaw, did not run.

HEAT TWO—1. Muir, 3:53.19; 2. Duarte, 3:54.81; 3. SD Mt. Carmel, 3:55.28. Nonqualifiers included—7. Hamilton, 4:18.15.

Banning, 1:56.52; 5. Jackowski (SD Mira Mesa), 1:58.41.

1,600-METER

HEAT ONE—1. Candaele (Carpinteria), 4:14.46 (3:59.2 for 1,500 meters); 2. O'Neill (Escondido San Pasqual), 4:14.82 (3:59.6); 3. Ricca (Arcata), 4:15.60 (3:59.8); 4. Jordan, 4:16.46 (4:01.4); Nonqualifiers included—6. Ganoa (Belmont), 4:18.82 (4:03.0); 8. Lavelle (Corona del Mar), 4:20.56 (4:04.4).

HEAT TWO—1. Lewis (Burbank), 4:12.66 (3:58.8); 2. Quintana (Arroyo Grande), 4:13.00 (3:58.5); 3. Nielsen (Mater Dei), 4:15.05 (3:58.8); 4. Rodriguez (Fallbrook), 4:16.15 (4:00.5). Nonqualifiers included—6. Padilla (LA Roosevelt), 4:18.68 (4:01.4); 7. Biddle (SD Mt. Carmel), 4:18.07 (4:02.9); 8. Gastelum (Birmingham), 4:18.68 (4:03.4).

110-METER HIGH HURDLES

HEAT ONE—1. Prudenti (Napa Justin Sienal), 14.09 (wind 1.91 m.p.s. aiding); 2. Greene (Garey), 14.52; 3. O'Conner (Escondido), 14.71. Nonqualifiers included—5. Bush (LB Valley), 15.02; 6. Childs (Reseda), 15.32.

HEAT TWO—1. Henry (Arroyo Grande), 14.14 (wind 2.00 m.p.s. aiding); 2. Rojas (Gilroy), 14.57; 3. Bell (SD Castle Park), 14.65. Nonqualifiers included—5. Hawkins (Carson), 14.96.

HEAT THREE—Pouncy (Hawthorne), 14.45 (wind 1.42 m.p.s. aiding). Nonqualifiers included—4. Celosia (Carson), 15.14; 5. Haines (Poway), 15.35.

HEAT FOUR—1. Johnson (Vacaville), 14.44w (2.48 m.p.s.); 2. Jennings (Claremont), 14.47. Nonqualifiers included—3. Johns (San Fernando), 14.72.

300-METER INTERMEDIATE HURDLES

HEAT ONE—Henry (Arroyo Grande), 37.90. Nonqualifiers included—4. Muniz (Woodbridge), 39.56; 6. Simpson (Dorsey), 40.66.

HEAT TWO—1. Prudenti (Napa Justin Sienal), 37.81; 2. McGuirk (SF St. Ignatius), 38.37. Nonqualifiers included—4. O'Conner (Escondido), 39.40; 6. Fuhlarty (Palmdale), 41.02; Celosia (Carson), did not finish.

HEAT THREE—1. Brown (Channel Islands), 38.00; 2. Roulier (Carson), 38.99; 3. Monroe (SD Patrick Henry), 39.11.

HEAT FOUR—1. Morris (San Jose Hill), 37.76; 2. Cook (Merced), 38.11; 3. Cabs (LB Poly), 38.24. Nonqualifiers included—4. Crenshaw (LA Fremont), 39.46; 5. Lewis (SD Mira Mesa), 39.90.

400-METER RELAY

HEAT ONE—1. Hawthorne, 40.24 (State meet record, old mark, 40.78, Muir, 1985); 2. Oakland, 41.17; Lynwood, 41.79. Nonqualifiers included—4. SD Lincoln, 42.48; 5. Canoga Park, 42.62.

HEAT TWO—Dominguez, 41.90. Nonqualifiers included: 2. Carson, 42.19; 3. SD Morse, 42.39; 4. Bakersfield, 42.45.

HEAT THREE—1. Dorsey, 41.65; 2. Muir, 41.95.

HEAT FOUR—1. LA Washington, 41.55; 2. LB Poly, 41.92; 3. Fresno Edison, 41.95. Nonqualifiers included—6.1. Poway, 43.06.

1,600-METER RELAY

HEAT ONE—1. Hawthorne, 3:16.34; 2. Fairfield, 3:17.30; 3. SD Patrick Henry, 3:18.90; 4. Oakland, 3:19.03. Nonqualifiers included—5. Crenshaw, 3:21.26.

HEAT TWO—1. Dorsey, 3:16.29; 2. Muir, 3:17.68. Nonqualifiers included—4. SD Mira Mesa, 3:28.35.

HEAT THREE—1. Pasadena, 3:16.70; 2. Huntington Beach Edison, 3:17.84. Nonqualifiers included—3. Carson, 3:23.00.

HEAT FOUR—LA Washington, 3:17.78. Nonqualifiers included—2. San

GIRLS

100 METERS

HEAT ONE—1. Burnham (Rio Mesa), 11.41w (5.73 m.p.s.); 2. Gray (Compton), 12.04. Nonqualifiers included—3. Tinshehl (Locke), 12.12.

HEAT TWO—1. Miller (Muir), 11.38w (5.61); 2. J. Mack (Mountain View St. Francis), 11.98; 3. Small (Dorsey), 12.06. Nonqualifiers included—5. Sullivan (SD Serra), 12.22.

HEAT THREE—1. Vines (Santa Barbara San Marcos), 11.88w (3.82 m.p.s.); 2. Hamilton (Locke), 12.06. Nonqualifiers included: 3. Stewart (Yuba City), 12.07; 4. Wada (Chula Vista Hilltop), 12.13.

HEAT FOUR—1. Coleman (Belmont Carlmont), 11.82w (3.33 m.p.s.); 2. Lipscomb (Santa Monica), 12.07. Nonqualifiers included—3. Kimmey (SD University City), 12.09; 4. Howard (San Fernando), 12.20.

200 METERS

HEAT ONE—1. Burnham (Rio Mesa), 23.76w (2.52 m.p.s.); 2. Brice (Lodi Tokay), 24.83. Nonqualifiers included—3. Williams (Blair), 24.92; 4. Tinshehl (Locke), 25.18; 6. Labuvitz (San Diego), 25.69.

HEAT TWO—1. Miller (Muir), 23.71w (2.78 m.p.s.); 2. Rolfe (Dorsey), 24.32. Nonqualifiers included: 5. Kimmey (San Diego University City), 25.26.

HEAT THREE—1. Doolley (Altaville Bret Harte), 24.37w (4.39 m.p.s.); 2. Terry (Muir), 24.62. Nonqualifiers included—5. Domingo (Los Angeles), 25.72.

HEAT FOUR—1. Coleman (Belmont Carlmont), 24.45w (2.72 m.p.s.); 2. Bradford (Dominguez), 24.73; 3. Taylor (Alameda Encinal), 24.82. Nonqualifiers included—25.01; Small (Dorsey), disqualified for running out of lane.

400 METERS

HEAT ONE—Nichols (Bakersfield), 55.37; 2. McAllister (Locke), 56.07; 3. Taylor (Alameda Encinal), 56.10. Nonqualifiers included—4. Douge (Ganeshald), 57.96; 5. SD Pt. Loma, 59.36.

HEAT TWO—Stewart (Duarte), 55.89. Nonqualifiers included—3. Pegues (St. Bernard), 57.04; 4. Clarke (El Camino Real), 58.11.

HEAT THREE—1. Rolfe (Dorsey), 55.71; 2. Marvin (Hawthorne), 56.30. Nonqualifiers included—4. Dring (SD Mt. Carmel), 57.64.

HEAT FOUR—1. Doolley (Altaville Bret Harte), 55.94; 2. Freeman (SD Crawford), 56.24; 3. Tochuk (Westminster), 56.34. Nonqualifiers included—4. Mayo (Los Angeles), 57.26.

800 METERS

HEAT ONE—Toney (Atascadero), 2:15.65. Nonqualifiers included—6. Scheibel (Escondido Orange Glen), 2:23.32; 7. Frasuto (Franklin), 2:27.98.

HEAT TWO—1. Spies (Livermore), 2:11.14; 2. Teter (Cottonwood West Valley), 2:11.15; 3. Moese (Riverside Ramona), 2:15.19; 4. Handy (San Jose Archbishop Mitty), 2:15.78. Others included—7. Guidi (El Camino Real), 2:32.24.

HEAT THREE—1. Roldan (Visalia Mt. Whitney), 2:15.11; 2. Mulhaupt (Capistrano Valley), 2:15.38; 3. Westby (Del Mar Torrey Pines), 2:16.44. Nonqualifiers included—6. Reed (Santa Ana Foothill), 2:21.81; 7. Preston (North Hollywood), 2:37.59.

HEAT FOUR—Lowery (Norco), 2:16.43. Nonqualifiers included—2. Phillips (Locke), 2:18.27; 5. Stowell (SD Mt. Carmel), 2:21.36.

1,600 METERS

First Three in Each Heat Plus
Next Three Fastest Qualify For Final

HEAT ONE—1. Bartholomew (Sunny-

dale, 3:54.81; 3. SD Mt. Carmel, 3:55.28. Nonqualifiers included—7. Hamilton, 4:18.15.

HEAT THREE—1. San Jose Archbishop Mitty, 3:53.73; 2. Rio Mesa, 3:54.73. Nonqualifiers included—7. 4:12.13.

HEAT FOUR—1. Locke, 3:49.83; 2. Hawthorne, 3:49.84. Nonqualifiers included: 6. SD Hoover, 4:04.65.

HIGH JUMP

Broughton (Woodland), Mills (Campbell Hall), Svoboda (Placentia El Dorado), Harmon (Sacramento Oak Ridge), Clarke (El Camino Real), Cragin (Miraleste), Gardner (Tollgate Sierra) and Mertes (Chatsworth), all 5-6; Hurt (Sebastopol Analy), 5-5. Nonqualifiers included—Kuras (Poway) and Williams (SD Mt. Carmel), 5-5; Stewart (Sherman Oaks Notre Dame), 5-4; Delroy (SD Mission Bay) and Bauer (Santa Ana Foothill), 5-2.

LONG JUMP

Coleman (Belmont Carlmont), 20-7; Yendord (Walnut), 20-6½; Dillon (SD Mission Bay), 18-10½; Johnson (SD Patrick Henry), 18-10; Burton (SF McAteer), 18-9¾; Sanchez (San Jose Santa Teresa), 18-8¾; Veltman (San Jose Leland), 18-8; House (Fresno Hoover), 18-6; Mitchell (Rohnert Park Rancho Cotgate), 18-5. Nonqualifiers included—10. Leslie (Morningside), 18-1¾; 12. McDonald (Mater Dei), 17-11¼; 15. Christian (Dorsey), 17-7½; 16. Franke (Anaheim Canyon), 17-7; 19. Axtell (Mission Viejo), 17-5; 22. Noel (LA Washington), 17-0¼; 23. Wada (Chula Vista Hilltop), 16-11¼; 25. McCoy (LA Fremont), 16-10¼; 26. Means (Van Nuys), 16-¼.

SHOTPUT

Weis (Bakersfield), 43-3½; Bruno (Watsonville North Monterey County), 42-3¾; Mitchell (Vallejo), 41-6¼; Parker (Mountain View St. Francis), 41-6¼; Huddleston (Merced), 41-3; Guinan (Hesperia), 40-10¼; Viasia (SD Madison), 40-9¼; Oden (Irvine), 40-9; Tosi (SD Morse), 39-10¾. Nonqualifiers included—11. Briggs (Huntington Beach Edison), 39-8; 12. Meadors (Kern Valley), 38-6; 14. Misa (SD Madison), 37-11½; 16. McConahaey (Van Nuys), 36-7¼; 19. Bryant (Bell), 35-8; 22. Mertes (Chatsworth), 34-7¼; 26. Dominguez (Vergado Hills), 33-11¼; Arrington (Palmdale), no fair mark.

DISCUS

Weis (Bakersfield), 163-9; Roberts (Don Lugo), 155-6; Cernbellin (Pleasanton Amador Valley), 154-7; Franke (Anaheim Canyon), 151-10; DeJarlas (Walnut Creek Las Lomas), 145-9; Doleksov (Spring Valley Monte Vista), 144-4; McCandless (Watsonville), 143-2; Peters (Palco Alto Gunn), 142-4; Jost (Reedley Immanuel), 140-0. Nonqualifiers included—10. Phillips (Walnut), 134-11; 12. Fowlkes (Oceanside), 134-9; 17. Anderson (SD Kearny), 125-4; 18. Meadors (Kern Valley), 119-2; 20. Arrington (Palmdale), 117-5.

TRIPLE JUMP

Yendord (Walnut), 42-6¼ (wind 1.00 m.p.s. aiding) (third performer and fourth best performance of all-time for high school); Hamf (Concord Ygnacio Valley), 39-3¼; Kirkland (Hesperia), 38-10; Leslie (Morningside), 38-8¾; Sanchez (San Jose Santa Teresa), 38-4¼; Johnson (SD Patrick Henry), 38-3¾; Brooks (Atascadero), 38-2; Paaso (Los Altos, Central Coast Section), 37-10; Carver (SF Washington), 37-9¼. Nonqualifiers included—11. Sims (Oceanside), 37-3; 16. West (LA Mesa Grossmont), 36-6¼; 23. Johnson (Birmingham), 33-11¼; 24. Harris (Morningside), 33-7½; 25. Allen (Reseda), 33-3¼; 26. Ortega (LA Fremont), 33-3.

June 3, 1989

The Day in Sports

HIGH SCHOOL TRACK & FIELD

STATE CHAMPIONSHIPS

At Cerritos College BOYS

100—1. Conway (Hawthorne), 10.42 (wind 1.94 m.p.s. aiding); 2. Laynes (Oakland), 10.48; 3. Smith (SF Mission), 10.55; 4. Stallworth (Tulare), 10.67; 5. Alexander (Hawthorne), 10.68; 6. Clark (Wheatland), 10.70; 7. Moody (SD Castle Park), 10.75; 8. Reyes (Escondido Orange Glen), 10.76; 9. Burks (LA Washington), 10.93.

200—1. Smith (SF Mission), 20.82 (wind 1.73 m.p.s. aiding); 2. Conway (Hawthorne), 20.89; 3. Laynes (Oakland), 21.29; 4. Allen (Hawthorne), 21.53; 5. Green (LB Poly), 21.55; 6. Clark (Wheatland), 21.62; 7. Haymon (Fresno Edison), 21.76; 8. White (Crespi), 21.83; 9. Kaufman (Lompoc), 21.96.

400—1. Bryant (Dorsey), 47.52; 2. Langston (Dominguez), 48.00; 3. Ingalls (Agoura), 48.18; 4. Borque (Alemany), 48.62; 5. Bryan (Auburn Placer), 48.82; 6. McCladde (Centennial), 49.23; 7. Jones (LA Washington), 49.26; 8. Gross (SD Hoover), 49.27; Floyd (Locke), did not run.

800—1. Johnson (Piedmont), 1:51.88; 2. O'Neill (Escondido San Pasqual), 1:51.11; 3. Bateman (Crescenta Valley), 1:52.79; 4. Magness (San Jose Santa Teresa), 1:53.09; 5. Nichols (Huntington Beach Edison), 1:53.14; 6. Candaele (Carpinteria), 1:53.61; 7. Titus (Clovis), 1:54.22; 8. Held (Santa Rosa), 1:54.26; 9. Hunter (San Jose Prospect), no time.

1,600—1. O'Neill (Escondido San Pasqual), 4:08.67 (3:54.1 for 1,500 meters); 2. Candaele (Carpinteria), 4:09.01 (3:54.6); 3. Lewis (Burbank), 4:09.02 (3:53.7); 4. Nielsen (Mater Dei), 4:11.56 (3:55.3); 5. Quintana (Arroyo Grande), 4:12.49 (3:55.7); 6. Rodriguez (Fallbrook), 4:12.57 (3:57.6); 7. Ricca (Arcata), 4:13.74 (3:56.2); 8. Jordan (Venice), 4:15.48 (3:59.6); 9. Mumm (Grass Valley Nevada Union), 4:26.72.

3,200—1. Walsh (Sacramento Jesuit), 8:58.08 (3:29.6 for 3,000 meters); 2. Dameworth (Agoura), 9:00.27 (8:29.8); 3. Williamson (Thousand Oaks), 9:04.91 (8:30.7); 4. Rodriguez (Santa Ana Valley), 9:05.96 (8:32.4); 5. Berkowitz (Hayward), 9:08.58 (8:38.6); 6. Nelson (Muir), 9:09.20 (8:39.5); 7. Valdez (Camarillo), 9:12.27 (8:38.9); 8. Scott (Danville San Ramon), 9:12.83; 9. Morales (LA Wilson), 9:13.04 (8:37.4). Others included: 10. Lawson (Granada Hills), 9:13.51; 11. Hughes (Santee Santana), 9:14.36; 12. De La Cerda (Granada Hills), 9:23.48; 13. Aguirre (San Fernando), 9:24.83.

110 HIGH HURDLES—1. Henry (Arroyo Grande), 14.05 (wind 1.76 m.p.s. aiding); 2. Purdenti (Napa Justin Siena), 14.06; 3. Pouncy (Hawthorne), 14.07; 4. Johnson (Vacaville), 14.45; 5. Green (Garay), 14.49; 6. Rojas (Gilroy), 14.69; 7. Bell (SD Castle Park), 14.84; 8. Jennings (Claremont), 14.91; 9. O'Conner (Escondido), 14.96.

300 INTERMEDIATE HURDLES—1. Purdenti (Napa Justin Siena), 37.28; 2. Morris (San Jose Hill), 37.50; 3. Brown (Channel Islands), 37.60; 4. Cook (Merced), 37.78; 5. McGuirk (SF St. Ignatius), 38.14; 6. Cabs (LB Poly), 39.04; 7. Roulier (Carson), 39.06; 8. Monroe (SD Patrick Henry), 39.42; 9. Henry (Arroyo Grande), 39.43.

400 RELAY—1. Long Beach Poly, 41.82; 2. Oakland, 41.96; 3. Dorsey, 41.99; 4. Muir, 42.28; 5. Lynwood, 42.35; 6. LA Washington, 42.36; 7. Fresno Edison, 42.52; 8. Dominguez, no time; Hawthorne finished second but disqualified for passing out of the zone.

1,600—1. Dorsey, 3:12.21; 2. Hawthorne, 3:12.68; 3. Pasadena, 3:16.73; 4. Fairfield, 3:17.03; 5. Fresno Edison, 3:18.05; 6. LA Washington, 3:18.44; 7. Muir, 3:18.94; 8. San Diego Patrick Henry, 3:19.00; 9. Oakland, 3:19.69.

HIGH JUMP—1. Wilson (Charter Oak), 7-0; 2. Manville (Santa Rosa), 6-10; 3. Keene (Concord De La Salle), 6-10; 4. Maloney (Petaluma St. Vincent), 6-9; 5. tie between Hendrix (Bakersfield South) and O'Sullivan (San Anselmo Drake), 6-8; 6. Buchanan (San Marcos, SD Section), 6-8; 7. Robinson (Cabrillo), 6-6; 8. Haazi (Arcata Las Lomas), 6-4.

POLE VAULT—1. Lawrence (San Jose Del Mar), 15-6; 2. Wiler (Rolling Hills), 15-2; 3. Stephens (Escondido Orange Glen), 15-2; 4. tie between Moore (Yreka) and Sheets (Woodland Hills), 14-8; 5. Rodan (Irvine), 14-8; 7. tie between Whitcomb (Valencia) and Camillo (Leuzinger), 14-2; 9. Mayberry (Bakersfield), 14-2.

(Vallejo Hogan), 14.33; 6. Swift (Benicia), 14.41; 7. Stuart (LB Poly), 14.51; 8. Davenport (Locke), 15.45; Peril (Concord Ygnacio Valley), did not finish.

300 LOW HURDLES—1. Sims (Lompoc), 42.54; 2. Sanchez (San Jose Santa Teresa), 42.60; 3. Dodson (Cajon), 43.50; 4. Smith (Cordova Rancho Cordova), 43.60; 5. Stewart (Yuba City), 43.88; 6. Paaso (Los Altos, Central Coast Section), 44.24; 7. Wiebelhaus (Rio Mesa), 44.34; 8. Anderson (Palo Alto), 44.99; 9. Ammonds (Fresno Roosevelt), 46.96.

400 RELAY—1. Muir, 46.46; 2. Mountain View St. Francis, 47.27; 3. Hawthorne, 47.42; 4. Rio Mesa, 47.53; 5. Dorsey, 47.78; 6. Locke, 47.88; 7. St. Bernard, 47.89; 8. Bakersfield, 48.25; 9. Santa Monica, 48.32.

1,600 RELAY—1. Hawthorne, 3:46.59; 2. Muir, 3:47.04; 3. Mountain View St. Francis, 3:48.59; 4. Locke, 3:51.51; 5. Rio Mesa, 3:52.14; 6. San Jose Archbishop Mitty, 3:52.32; 7. Ganesha, 3:53.22; 8. San Diego Mt. Carmel, 3:56.05; 9. Duarte, 3:58.44.

HIGH JUMP—1. Mills (Campbell Hall), 6-0; 2. Broughton (Woodland), 5-11; 3. Svoboda (Placentia El Dorado), 5-10; 4. Harmen (Sacramento Oak Ridge), 5-8; 5. Mertes (Chatsworth), 5-8; 6. tie between Gardner (Tollhouse Sierra) and Clarke (El Camino Real), 5-6; 8. tie between Hur (Sabatopol Analay) and Cragin (Miraleste), 5-4.

LONG JUMP—1. Yendork (Walnut), 20-2 1/4 w (2.5 0 m.p.s.) (19-8 1/2 legal best); 2. Coleman (Belmont Carlmont), 19-3 1/4 w (3.00 m.p.s.) (18-5 1/4); 3. Veltman (San Jose Leland), 18-10; 4. Sanchez (San Jose Santa Teresa), 18-9; 5. Mitchell (Rohnert Park Rancho Cotate), 18-5 1/4; 6. Johnson (SD Patrick Henry), 18-2 1/2; 7. Burton (SF McAteer), 17-9 1/4; 8. Dillon (SD Mission Bay), 17-5 1/4; 9. House (Fresno Hoover), 17-3.

TRIPLE JUMP—1. Yendork (Walnut), 41-10; 2. Kirkland (Hesperia), 39-5 1/4; 3. Sanchez (San Jose Santa Teresa), 38-11 1/4; 4. Johnson (SD Patrick Henry), 38-7 1/4; 5. Carver (SF Washington), 38-5 1/4; 6. Brooks (Atascadero), 38-1; 7. Paaso (Los Altos, Central Coast Section), 37-7 1/4; 8. Hanf (Concord Ygnacio Valley), 37-7 1/4; 9. Leslie (Morningside), 36-5 1/4.

SHOTPUT—1. Weis (Bakersfield), 44-1; 2. Viavia (San Diego Madison), 41-6 1/4; 3. Parker (Mountain View St. Francis), 41-4 1/4; 4. Huddleston (Merced), 40-3 1/4; 5. Oden (Irvine), 40-0 1/4; 6. Bruno (Watsonville North North Monterey), 39-9 1/4; 7. Mitchell (Vallejo), 39-2 1/4; 8. Tosi (SD Morse), 38-9 1/4; 9. Guinan (Hesperia), 37-10.

DISCUS—1. Weis (Bakersfield), 168-0; 2. Roberts (Don Lugo), 161-2; 3. Franke (Anaheim Canyon), 158-1; 4. Cembellin (Piesanton Amador Valley), 150-8; 5. Peters (San Jose Gunn), 148-1; 6. Dejarlais (Walnut Creek Las Lomas), 142-11; 7. Oleksow (Spring Valley Monte Vista), 140-8; 8. McCandless (Watsonville), 139-2; 9. Jost (Reedley Immanuel), 127-0.

FINAL TEAM LEADERS—1. Muir, 36; 2. Rio Mesa, 26; 3. San Jose Santa Teresa, 25; 4. Mountain View St. Francis, 22.5; tie among Belmont Carlmont, Walnut and Bakersfield, 20.8; tie between Hawthorne and Dorsey, 16; 10. Vista Rancho Buena Vista, 13.

Friday's Qualifying Heat Winner Plus Next Five Fastest Qualify For Finals in Running Events; Top Nine Qualify in Field Events

BOYS

200 METERS

HEAT ONE—1. Conway (Hawthorne), 21.03 w (2.14 m.p.s.); 2. Haymon (Fresno Edison), 21.55. Nonqualifiers included—3. Burks (LA Washington), 21.83; 4. Jordan (SD University City), 22.16.

HEAT TWO—Allen (Hawthorne), 21.59 w (2.45 m.p.s.). Nonqualifiers included—Anderspn (LA Jordan), disqualified for running on lane line; Moody (SD Castle Park), did not run.

HEAT THREE—1. Smith (SF Mission), 21.71 w (2.20 m.p.s.); 2. Green (LB Poly), 21.67. Nonqualifiers included—3. Reyes (Escondido Orange Glen), 21.75; 4. Jones (LA Washington), 21.76.

HEAT FOUR—1. Laynes (Oakland), 21.48 w (2.34 m.p.s.); 2. Clark (Wheatland), 21.49; 3. White (Crespi), 21.64; 4. Kaufman (Lompoc), 21.71. Nonqualifiers included—Copeland (Dorsey), did not run.


400 METER HURDLES

ley), 119-2; 20. Arrington (Palmdale), 117-5.

TRIPLE JUMP

Yendork (Walnut), 42-6 1/4 (wind 1.00 m.p.s. aiding) (third performer and fourth best performance of all-time for high school); Hanf (Concord Ygnacio Valley), 39-3 1/4; Kirkland (Hesperia), 38-10; Leslie (Morningside), 38-8 1/4; Sanchez (San Jose Santa Teresa), 38-4 1/4; Johnson (SD Patrick Henry), 38-3 1/4; Brooks (Atascadero), 38-2; Paaso (Los Altos, Central Coast Section), 37-10; Carver (SF Washington), 37-9 1/4. Nonqualifiers included—11. Sims (Oceanside), 37-3; 16. West (La Mesa Grossmont), 36-6 1/4; 23. Johnson (Birmingham), 33-1 1/4; 24. Harris (Morning-side), 33-7 1/4; 25. Allen (Reseda), 33-3 1/4; 26. Ortega (LA Fremont), 33-3.

HIGH



JOHN FUNG / Los Angeles Times

Eric Whitcomb of Valencia, left, qualified for pole vault final. At center is Edison's Shelley Taylor in 1,600 heat. Allison Franke, right, of Canyon takes a long jump.

Hawthorne Boys, Muir Girls Win, but Do It Differently

By LONNIE WHITE,
Times Staff Writer

Pasadena Muir Coach Jim Brownfield knew he needed an error-free performance from his girls to win the State high school track and field meet.

And that's exactly what he got as his team won its second State title in five years. Muir scored in every place it needed to finish ahead of Oxnard Rio Mesa, 36-26, before 10,650 fans Saturday night at Ceritos College.

Whereas Muir needed a perfect night, Hawthorne almost fumbled the boys' team title away when its State record-holding 400-meter relay team was disqualified.

But Hawthorne had too many weapons and the Cougars won their third consecutive team title and sixth in the last seven years, outscoring L.A. Dorsey, 40-26.

With the title, Hawthorne Coach Kyle Courtney tied the record for State team championships won by a coach, with his seventh overall. He won with the girls' team in 1986.

Muir started fast with a surprisingly easy victory in the 400-meter relay.

"It was a very nice way to start the meet," said Brownfield, whose Mustangs gained their first sprint relay victory over Hawthorne after two straight defeats. "We had been running very conservatively until tonight. We let it all hang out."

From there, the Mustangs just

■ A MIXED BAG

Orange County athletes have mixed luck, particularly in the boys' and girls' 1,600s. Barbie Ludovise's story, Page 15.

had to withstand an outstanding night from Rio Mesa's star Angela Burnham, who defended her state titles in the 100 and 200 meters.

Muir's main point contributor was junior Inger Miller, who finished second to Burnham in both sprints, while anchoring the Mustangs' 400 meter victory and second place 1,600 meter relay finish. Miller ran the 100 in 11.46 seconds and the 200 in 23.86.

"We came through tonight and it started with our sprint relay victory," said Miller. "That really gave us the push we needed to the end."

Despite her team's second place finish, Burnham was relieved to finish her long evening, after running the 100 and 200 meters and anchoring both Rio Mesa relay teams.

"It feels good to be done and to finish the season in such a fitting way," said Burnham, who tied her seasonal best in the 100 meters, with a wind-aided 11.31 and ran her second fastest 200 with a 23.56.

"My ultimate goal here tonight, was to defend my state titles and to run my race and not worry about the other runners."

In winning her sprint titles, Burnham just had too much strength, in pulling away for her fifth consecutive victory over Miller, since two early season defeats.

"I was most worried about the 100," said the UCLA-bound Burnham. "I knew that it was important to get out of the blocks well."

In Hawthorne's battle for the boys' title, the Cougars had to rally behind the performances of sprinter Curtis Conway.

The USC-bound Conway was the Cougars' workhorse in winning the 100 meters (10.42), finishing second in the 200 meters (20.89) and anchoring their second place 1,600-meter relay finish.

"I am glad that we were able to still win the team title, despite everything that happened," said Conway, who had previously failed to win an individual title in four years of state finals.

The setbacks the Cougars suffered occurred in their specialty events, the 400- and 1,600-meter relays.

After establishing state marks in the sprint relay, their last three times out, including a 40.24 record in Friday night's preliminaries, the Cougars were disqualified in the final.

It happened after Erik Allen started the third leg too early, causing the baton exchange between him and Anthony Smith

to go beyond the passing zone.

"We did everything the hard way tonight," Courtney said. "We did not set a record in the relay and suffered losses in races we usually win."

In the 1,600-meter relay, Hawthorne lost to Dorsey, 3:12.21 to 3:12.68. It was the first State meet loss in the event for the Cougars since 1982.


In the 200 meters, Conway had his first major meet loss since the Arcadia Invitational April 8, losing to Barry Smith of San Francisco Mission. Smith won in 20.82, the fastest time in the nation this season.

James Stallworth of Tulare set a new all-time prep mark in the long jump, with a leap of 26-4¾, on his first attempt. "When I hit the board, I knew I had gotten off a good jump," said Stallworth, who also broke his state mark set Friday night of 25-5½.

Angela Rolfe of Dorsey won her third consecutive 400 meters in a time of 53.97, the fastest time in the nation this season.

Kira Jorgensen of Rancho Buena Vista also won her third consecutive title in the 1,600 meters, in a time of 4:49.55.

Other local double winners were sophomore Juliana Yendork of Walnut, who won the long and triple jump and City record-holder Beano Bryant of Dorsey, who won the 400 meters in 47.52.



Special to the Times Tribune

Cupertino High's Jamie Presser releases his second throw during Friday's discus qualifying at the CIF state track and field championships at Cerritos College.

BOYS

Continued from B-1

field, Brent Noon of Fallbrook and John Gallagher of Palm Desert) cleared the 180 mark.

The grunting, groaning and altogether showy Gallagher posted the best throw in the state this season at 190-10. Gallagher's performance left Presser with one consolation.

"I'm going to be back to see

him," Presser said.

The other Peninsula boys who didn't qualify were Tommy Griffin of Los Altos in the 400, Phu Nguyen of Fremont in the long jump and the triple jump; Homestead's Matt Ringer, Bellarmine's Ed Engler and St. Francis' Stefan Wynn in the 1,600, Monta Vista's Eric Worrell in the 200, Fowler in the shot put and Palo Alto's Marc Days, Gunn's Jim Levain and Monta Vista's Mike Gabriel in the high jump.

Griffin was fifth in his 400 heat at 49.84. Nguyen was well back in

the pack in the long jump (21-10) and the triple jump (46-7½).

Ringer ran an excellent race, taking fifth in his heat in 4:18.03. The time bettered his winning mark at the CCS meet (4:18.83). However, Ringer was more than a second off the last qualifying time.

The most significant event of the trials was a state-record leap of 25-5½ in the long jump by Tulare's James Stallworth. On his very first leap, Stallworth broke the 22-year-old mark of 25-4½ held by Jerry Procter of Muir.

Frustration for Peninsula boys at state meet

By Jason Cole
Times Tribune staff

NORWALK — For the second year in a row, the Peninsula's brightest hopes in the boys competition at the state track and field championship flickered out quickly.

Los Altos High's John Fowler and Cupertino's Jamie Presser both narrowly missed qualifying the finals of the discus as both "felt

the pressure" Friday during the trials Cerritos College.

None of the Peninsula's 12 boys in the trials continued into the championships today. The only Peninsula hopefuls left are Gunn's Mike Brown and San Mateo's Derek Waxman in the 3,200. The 3,200 does not have trials.

Presser missed qualifying for the finals by one spot for the second year in a row.

"Last year, I was ninth and they

took eight for the finals," said Presser, a senior who will attend UCLA in the fall. "This year I was 10th and they took nine.

"I just tried to go for the big throw and I just tightened up. That happens every time I go for a big throw. I just couldn't get loose."

Presser's best toss of 166-8 was a little more than a foot short of qualifying. Fowler was a little farther down the line at 164-3. Both cleared the 180-foot mark at the

Central Coast Section meet May 25.

Fowler and Presser were ranked No. 5 and No. 6 in the state based on their throws at the CCS meet. Not only did they appear to be strong candidates to qualify, but the top throw in the state this season was 189-3, giving Fowler and Presser an outside shot at the title.

"I think it was the pressure of a big meet," said Fowler, who will attend Stanford. "My first throw

wasn't very good and then I started asking myself, 'What if?' What if it came down to my last throw? What if I don't qualify?"

Neither could find quick answers. Both made their best throws on their final tosses, but backed themselves into a corner. Presser needed one of the final three throwers to fail to qualify, but all three (Derrick Stevens of Bakers-

Please see BOYS, B-5



Annette Coleman
... Carlmont star in three finals.

GIRLS

Continued from B-1

"The first couple of laps were really tough because everybody was crowded together and the elbows were everywhere. Eventually, I was able to break away from the pack and I just kept going.

"I'm going to have to run a smart race against Jorgensen."

St. Francis' team of Liz Lynch, Joslyn Mack, Angie Nurisso and Roslyn Mack took the No. 3 seed in the 1,600 relay despite not having to post the fastest time of 3:51.07.

In addition to unusually chilly temperatures, several of the heats

in the 1,600 relay ended up being sloppy affairs.

Highly regarded Muir of Pasadena dropped the baton but still won its heat. Locke and Hawthorne ran unusually slow in another heat and Mitty's team of LaTanya Johnson, Julia Dudley, Jenny Simons and Tarsha Handy beat Rio Mesa. Rio Mesa had the top qualifying time in the state coming into the meet.

"The trials really don't tell us anything," St. Francis coach Steve Filios said. "It's nice to have a high seed, but I have no idea what's going to happen tomorrow."

The other girls to qualify for today's championship were Jenny Peters of Gunn in the discus; Shannon Parker of St. Francis in the shot; St. Francis' 400 relay team; Handy in the 800; Joslyn Mack in

the 100; Britt Anderson of Palo Alto in the 300 hurdles; Kristi Paaso of Los Altos in the 300 hurdles and the triple jump.

Among the girls who didn't qualify, the most significant one was Roslyn Mack in the 400. Mack had placed each of the previous three years, but was edged in a competitive race.

Peters, a third-place finisher as a sophomore and a junior, was in danger of not qualifying until her final throw of 142-4, the eighth-best mark for today's nine-girl field.

"Physically, I was much too relaxed for this," said Peters, who set the CCS meet record of 152-0 last week. "Mentally I was ready, but I got nervous after my first throw."

Peters managed only 127-2 on

her first toss and 139-11 on her second.

Since marks from the trials do not carry over to the finals, Peters has a better shot of placing in the strong field. Four girls threw farther than 150 feet in the trials.

"Everybody is equal, so I'll just try to forget about today," Peters said.

Parker was the fourth-best qualifier at 41-6 $\frac{1}{4}$, less than two feet behind Melisa Weis of Bakersfield.

St. Francis' 400 relay team qualified sixth but was within .35 of second place.

"That's another race that I just can't tell," Filios said. "Second through seventh will probably be decided on how good the handoffs are."



Angie Nurisso (right) passes the baton to Joslyn Mack during the girls 400-meter relay trials at the CIF state track and field championships Friday at Cerritos College.

Special to the Times Tribune

Peninsula girls on track for state titles

By Jason Cole
Times Tribune staff

● Track results — B-4

NORWALK — Carlmont High's Annette Coleman put on a show; Fremont's Beth Bartholomew wasn't sure exactly what she did and the St. Francis 1,600-meter girls relay team was simply effective.

All of which put the three in contention for titles at the CIF state track and field championships today at Cerritos College.

The three are among 13 Peninsula girls or relay teams to advance out of Friday's trials.

While it was an excellent performance for the Peninsula, Coleman and Bartholomew were the highlights.

Coleman took the No. 1 seed in the long jump with a national-best mark of 20-7. However, despite improving her personal best by nine inches, Coleman's mark was only half an inch better than Walnut standout sophomore Juliana Yendork.

Coleman and Yendork put on a splendid dual in the trials. After Yendork fouled her first jump, Coleman leaped 20-3.

"I felt great on the first jump, I was really loose," said Coleman, who also qualified for the finals of the 100 and 200 dashes.

But then Yendork put the pressure on with a leap of 20-6½.

"I was surprised when she did that. She's big, really big, but I didn't think she could do that. I mean, she looks like she's an Ama-

zon or something and she got me scared."

The ever-confident Coleman responded with her 20-7 and afterward she vowed, "I'm not losing to any underclassmen. No way."

Coleman may have a slightly tougher time in the two sprints, where she not only has to overcome defending champion Angela Burnham of Rio Mesa, but also standout junior Inger Miller of Muir.

Burnham, who is headed to UCLA on a track scholarship, and Miller grabbed the top two seeds in the 100 and 200. Coleman is seeded No. 4 in the 100 and No. 5 in the 200.

Bartholomew, a junior, was no less impressive in the 1,600 as she outran Karen Hecox of South Hills head-to-head and posted a better time than defending champion Kira Jorgensen of Rancho Buena Vista for the No. 1 seed.

With Hecox pacing during the second, third and most of the fourth lap, Bartholomew clocked a personal-best 4:55.36. Jorgensen ran a 4:55.44 for the No. 2 seed and Hecox was No. 3 at 4:55.59.

"I just went out and ran, there wasn't really any plan today. Just qualify," said Bartholomew, who won both the 1,600 and the 800 at the Central Coast Section meet May 25.

Please see GIRLS, B-5

Cupertino's Presser barely misses finals in discus

Collision is costly for Taylor in CIF track championships

By David Osterman
The Register

NORWALK — Shelley Taylor's season had a bitter end Saturday night during the 71st annual CIF State Track and Field Championships at Cerritos College.

The Edison freshman's hopes of capping her first year of high school competition with a state 1,600-meter title crashed onto the artificial track, just yards from the finish line.

Taylor collided with South Hills' Karen Hecox, and both girls went to the ground. The girls climbed to their feet and finished, but officials disqualified Taylor, claiming she had been responsible for the contact that caused the fall.

Taylor was heartbroken after the race, asking how she could be disqualified when it was Hecox who initiated the contact.

"Can they disqualify you for throwing out your hand?" Taylor asked a reporter as the competitors came off the track.

Taylor said she had just passed the South Hills runner and was approaching the finish line when the contact occurred.

Kira Jorgensen of Rancho Buena Vista already had won the race in 4:49.55, her third state 1,600 title in as many years.

Beth Bartholomew of Sunnyvale's Fremont High finished just ahead of the collision in 4:51.59. Hecox, despite the fall, recovered and finished in 4:55.48. Taylor, who was forced off the track by the collision, also finished in about 4:55, which would have been a personal best.

It was a bitter finish of an outstanding season for Taylor who was the county runner of the year in cross country last fall and developed into one of the state's top milers in her first season of competitive track.

Who was at fault depended on who was doing the talking.

Hecox, a junior, said she was in the lead when contact occurred.

"She came from behind, and I guess she hit me as she came inside," said Hecox.

Taylor, however, insisted she was in front and it was Hecox, who was visibly tiring, who initiated the contact.

"I don't need the recognition and I'm not mad because I didn't get a medal, but they shouldn't have disqualified me for something I didn't do," she said.

Taylor said Edison coach Doug Smith filed an appeal, but it was denied after an hour's deliberation.

Meet director Earl Engman informed Smith that "after conferring with the four inspectors who signed the disqualification sheet and with the jury of appeals (composed of commissioners from the various sections), the appeal is denied."

The meet was being taped for Prime Ticket, and the replay appeared to support Taylor's version. But the jury of appeal cannot review tape, because there are insufficient cameras to view every potential foul.

Prime Ticket will show the meet Tuesday at 8 p.m.

Taylor's disqualification overshadowed some strong showings by other county athletes at this state championship, which attracted 10,650 on this second day of competition.

Mater Dei's Mike Nielsen finished fourth in the boys' 1,600 in a personal best of 4:11.56. The time is also the best by a county athlete this year.

Francis O'Neill of San Pasqual won the race in 4:08.67, followed by Coley Candaele of Carpinteria who was second in 4:09.01. Burbank's Todd Lewis was third in 4:09.02.

Nielsen was greeted as the conquering hero as he walked off the track. He was mobbed by approximately 20 friends and teammates, complete with banners and chants.

Nielsen was fifth but still with the leaders at the bell lap. He moved into fourth at approximately 300 meters but couldn't go with O'Neill, Lewis and Candaele when they surged at 200 meters. Nielsen broke his school record of 4:12.44, set earlier this year. It was also the fifth-best 1,600-meter time in county history. The mark is 25th on county lists that include mile times.

Canyon's Allison Franke finished third in the girls discus with a 158-1 throw. El Dorado's Lori Svoboda was third in the high jump with a 5-10 clearance.

Irvine's Bev Oden finished fifth in the shot put with a 40-0½.

Santa Ana Valley's Jimmy Rodriguez finished fourth in the 3,200 at 9:05.96, almost three seconds better than his previous best of 9:08.10.

Edison's Doug Nichols finished fifth in the 800 at 1:53.14, well off his previous best of 1:51.94.

Nichols was second over the first 400 meters in which the leader, San Pasqual's O'Neill, went by in a blistering 54.3.

The Edison senior dropped to third going into the final turn. He found himself boxed in by three other runners as he came off the turn and faded on the home stretch.

Gordon Johnson of Piedmont, San Jose, won the race in 1:51.88, followed by O'Neill in 1:52.11.

"I felt really good in the first 400 but I've been sick this week and at 200 I felt really bad," Nichols said. "Getting boxed in didn't help me much either."

Westminster's Shellie Tochluk finished fifth in the girls 400 in 55.81, and Magnolia's Phouphet Singbandith finished seventh in the boys triple jump at 47-2¼.

Tulare long jumper James Stallworth turned in the top performance of the meet, shattering his meet record with a 26-4½ jump on his first attempt.

PREP TRACK RESULTS

State Finals

Boys

AT CERRITOS COLLEGE

Team scores — 1, Hawthorne, 40. 2, Los Angeles Dorsey, 26. 3, Oakland, 22. 4, (tie): Escondido San Pasqual, Napa Justin Siena, 18. 6, (tie): Escondido Orange Glen, Mission, 16. 8, (tie): Bakersfield, Tulare, Agoura, 14.

100 — 1, Curtis Conway, Hawthorne, 10.42 seconds. 2, Jeff Laynes, Oakland, 10.48. 3, Barry Smith, San Francisco Mission, 10.55. 4, James Stallworth, Tulare, 10.77. 5, Chris Alexander, Hawthorne, 10.68. 6, Willie Clark, Wheatland, 10.70.

200 — 1, Barry Smith, San Francisco Mission, 20.82. 2, Curtis Conway, Hawthorne, 20.89. 3, Jeff Laynes, Oakland, 21.29. 4, Erik Allen, Hawthorne, 21.53. 5, Andre Green, Long Beach Poly, 21.55. 6, Willie Clark, Wheatland, 21.62.

400 — 1, Beno Bryant, Los Angeles Dorsey, 47.52. 2, Langston Roosevelt, 48.18. 4, Tony Borquez, Mission Hills Alemany, 48.62. 5, Scott Bryan, Auburn Placer, 48.82. 6, Jerrald McClaude, Compton Centennial, 49.23.

800 — 1, Gordon Johnson, Piedmont, 1 minute, 51.88 seconds. 2, Francis O'Neill, Escondido San Pasqual, 1:52.11. 3, Morgan Bateman, La Crescenta Crescenta Valley, 1:52.79. 4, Graig Magness, San Jose Santa Teresa, 1:53.09. 5, Doug Nichols, Edison, 1:53.14. 6, Coley Candaele, Carpinteria, 1:53.61.

1,600 — 1, Francis O'Neill, Escondido Pasqual, 4:08.67. 2, Coley Candaele, Carpinteria, 4:09.01. 3, Todd Lewis, Burbank, 4:09.02. 4, Mike Nielsen, Mater Dei, 4:11.56. 5, Louie Quintana, Arroyo Grande, 4:12.49. 6, Jorge Rodriguez, Fallbrook, 4:12.57.

3,200 — 1, David Welsh, Sacramento Jesuit, 8:58.08. 2, Bryan Dameworth, Agoura, 9:00.37. 3, Mike Williamson, Thousand Oaks, 9:04.91. 4, Jimmy Rodriguez, Santa Ana Valley, 9:05.96. 5, Kevin Berkowitz, Hayward, 9:08.58. 6, Robert Nelson, Pasadena Muir, 9:09.20.

110 hurdles — 1, William Henry, Arroyo Grande, 14.05. 2, John Prudenti, Napa Justin Siena, 14.06. 3, Keith Pouncey, Hawthorne, 14.07. 4, Ray Johnson, Vacaville, 14.45. 5, Greg Green, Pomona Garey, 14.49. 6, Greg Rojas, Gilroy, 14.69.

300 hurdles — 1, John Prudenti, Napa Justin Siena, 37.28. 2, Rocky Morris, San Jose Andrew Hill, 37.50. 3, Charles Brown, Channel Islands, 37.60. 4, Tom Cook, Merced, 37.78. 5, Tom McGuirk, San Francisco St. Ignatius, 38.04. 6, Edward Cabs, Long Beach Poly, 39.04.

400 relay — 1, Long Beach Poly, 41.82. 2, Oakland, 41.96. 3, Los Angeles Dorsey, 41.99. 4, Pasadena Muir, 42.28. 5, Lynnwood, 42.35. 6, Los Angeles Washington, 42.36.

1,600 relay — 1, Los Angeles Dorsey, 3:12.21. 2, Hawthorne, 3:12.68. 3, Pasadena, 3:16.73. 4, Fairfield, 3:17.03. 5, Fresno Edison, 3:18.05. 6, Los Angeles Washington, 3:18.44.

High jump — 1, Mark Wilson, Covina Charter Oak, 7-0. 2, Gabe Marville, Santa Rosa, 6-10. 3, Kevin Keane, Concord

De La Salle, 6-10. 4, Paul Maloney, Petaluma St. Vincent, 6-9. 5, (tie): Ruben Hendrix, South Bakersfield; Jim O'Sullivan, San Anselmo Sir Francis Drake, 6-8.

Long jump — 1, James Stallworth, Tulare, 26-4 1/4 (national interscholastic record; old record 25-9 1/2, Gerald Hardeman, Fresno Edison, 1972). 2, Jerome Price, San Diego University City, 24-7 3/4. 3, Tom Brown, San Diego Castle Park, 24-6 1/4. 4, Rich Laccay, Hayward Moreau, 24-2 1/2. 5, Anthony Smith, Hawthorne, 23-11 1/2. 6, Derril White, Los Angeles Monroe, 23-4.

Triple jump — 1, Lenny McGill, Escondido Orange Glen, 51-1 1/4. 2, DeAndre Roberson, West Bakersfield, 50-11 1/4. 3, Russell White, Encino Crespi, 48-7. 4, Mario Fisher, Bakersfield, 48-6 1/2. 5, Patrick Scott, Long Beach Wilson, 48-3 3/4. 6, Carl Mack, Davis, 47-9 3/4. Others: 7, Singbandith, Magnolia, 47-2 1/4.

Pole vault — 1, Jim Lawrence, San Jose Del Mar, 15-6. 2, Greg Wiler, Rolling Hills, 15-2. 3, Wes Stephens, Escondido Orange Glen, 15-2. 4, (tie): Greg Sheets, Woodland Hills Taft; Jeremy Moore, Yreka, 14-8. 6, Sean Rogan, Irvine, 14-8. Others: Whitcomb, Valencia, 14-2.

Shot put — 1, Brent Noon, Fallbrook, 66-1 1/2. 2, Joe Bailey, Long Beach Wilson, 62-6 1/2. 3, Joe Hicks, San Benito Hollister, 60-3 3/4. 4, Matt Wiley, Hemet, 58-4 1/2. 5, Marc Harisay, Piedmont Hills, 57-2 1/2. 6, Greg Thurston, Edison, 56-10 1/2.

Discus — 1, Derrick Stevens, Bakersfield, 189-2. 2, Robert Clark, Walnut, 183-1. 3, Matt Karsevar, Clovis, 179-2. 4, John Gallagher, Palm Desert, 178-9. 5, Brent Noon, Fallbrook, 178-5. 6, Greg Hodel, Chino Don Lugo, 170-5.

Girls

Team scores — 1, Pasadena Muir, 36. 2, Oxnard Rio Mesa, 26. 3, San Jose Santa Teresa, 25. 4, Mountain View St. Francis, 22. 5, (tie): Belmont Carlmont, Walnut, Bakersfield, 20. 8, (tie): Hawthorne, Los Angeles Dorsey, 16. 10, Vista Rancho Buena Vista, 13.

100 — 1, Angela Burnham, Oxnard Rio Mesa, 11.31w. 2, Inger Miller, Pasadena Muir, 11.46. 3, Annette Coleman, Belmont Carlmont, 11.66. 4, Charlotte Vines, Santa Barbara San Marcos, 11.71. 5, Joslyn Mack, Mountain View St. Francis, 12.01. 6, Felice Lipscomb, Santa Monica, 12.04.

200 — 1, Angela Burnham, Oxnard Rio Mesa, 23.56. 2, Inger Miller, Pasadena Muir, 23.86. 3, Annette Coleman, Belmont Carlmont, 24.15. 4, Angela Rolfe, Los Angeles Dorsey, 24.45. 5, Taminika Terry, Pasadena Muir, 24.61. 6, Tanya Dooley, Altaville Bret Harve, 24.75.

400 — 1, Angela Rolfe, Los Angeles Dorsey, 53.97. 2, Tanya Dooley, Altaville Bret Harve, 55.12. 3, Jeanine Stewart, Duarte, 55.15. 4, Shari Freeman, San Diego Crawford, 55.77. 5, Shelly Tochluk, Westminster, 55.81. 6, Cela Taylor, Alameda Encinal, 55.93.

800 — 1, Kim Toney, Atascadero, 2:09.33. 2, Kathi Roldan, Visalia Mt. Whitney, 2:11.18. 3, Becky Spies, Livermore, 2:11.85. 4, Nicole Teter, Cottonwood West Valley, 2:11.86. 5, Tarsha Handy, San Jose Archbishop Mitty, 2:14.99. 6, Persephone Lowery, Norco, 2:15.49.

1,600 — 1, Kira Jorgensen, Vista Rancho Vista, 4:49.55. 2, Beth Bartholomew, Sunnyvale Fremont, 4:51.59. 3, Karen Hecox, South Hills, 4:55.48. 4, Rosetta Hunter, Los Angeles Locke, 4:58.26. 5, Sarah Riley, Moraga Capolino, 4:58.80. 6, Evie Barry, San Jose Santa Teresa, 5:00.77.

3,200 — 1, Rayna Cervantes, Montebello, 10:32.95. 2, Rachel Lewis, Santa Catalina, 10:36.18. 3, Deena Drossin, Agoura, 10:36.67. 4, Jamie Parks, Santa Barbara, 10:40.74. 5, Kira Jorgensen, Vista Rancho Buena Vista, 10:42.34. 6, Mira Hornbacher, Vista Rancho Buena Vista, 10:43.18; Others: 7, Pinto, Katella, 10:58.13.

100 hurdles — 1, Felice Lipscomb, Santa Monica, 13.69. 2, Kwani Stewart, Yuba City, 13.76. 3, Keri Sanchez, San Jose Santa Teresa, 14.07. 4, Kim Dill, Poway, 14.31. 5, Nicole Redmond, Vallejo Hogan, 14.33. 6, Andrea Swift, Benicia, 14.41.

300 hurdles — 1, Twila Sims, Lompoc, 42.54. 2, Keri Sanchez, San Jose Santa Teresa, 42.60. 3, Michelle Dodson, Cajon, 43.50. 4, Tanya Smith, Cordova Rancho Cordova, 43.60. 5, Kwani Stewart, Yuba City, 43.86. 6, Kristi Paaso, Los Altos, 44.24.

400 relay — 1, Pasadena Muir, 46.46. 2, Mountain View St. Francis, 47.27. 3, Hawthorne, 47.42. 4, Oxnard Rio Mesa, 47.53. 5, Los Angeles Dorsey, 47.78. 6, Los Angeles Locke, 47.88.

1,600 relay — 1, Hawthorne, 3:46.59. 2, Pasadea Muir, 3:47.04. 3, Mountain View St. Francis, 3:48.59. 4, Los Angeles Locke, 3:51.51. 5, Oxnard Rio Mesa, 3:52.14. 6, San Jose Archbishop Mitty, 3:52.32.


High jump — 1, Crissy Mills, North Hollywood Campbell Hall, 6-0. 2, JC Broughton, Woodland, 5-11. 3, Lori Svoboda, El Dorado, 5-10. 4, Cindy Harmon, Sacramento Oak Ridge, 5-8. 5, Lori Mertes, Los Angeles Chatsworth, 5-8. 6, (tie): Karis Gardner, Tollgate Sierra; Melanie Clarke, Los Angeles El Camino Real, 5-6.

Long jump — 1, Juliana Yendork, Walnut, 20-2 1/2. 2, Annette Coleman, Belmont Carlmont, 19-3 1/2. 3, M. Veltman, San Jose Leland, 18-10. 4, Keri Sanchez, San Jose Santa Teresa, 18-9. 5, Amey Mitchell, Rohnert Park Rancho Cotate, 18-5 1/4. 6, Rochelle Johnson, San Diego Patrick Henry, 18-2 1/2.

Triple jump — 1, Juliana Yendork, Walnut, 41-10. 2, Krystal Kirkland, Hesperia, 39-5 1/4. 3, Keri Sanchez, San Jose Santa Teresa, 38-11 1/2. 4, Rochelle Johnson, Sacramento Oak Ridge, 38-7 1/2. 5, Angel Carver, San Francisco Washington, 38-5 1/4. 6, Heidi Brooks, Atascadero, 38-1.

Shot put — 1, Melissa Weis, Bakersfield, 44-1. 2, Jennifer Viavia, San Diego Madison, 41-6 1/2. 3, Shannon Parker, Mountain View St. Francis, 41-4 1/2. 4, Tanisha Huddleston, Merced, 40-3 1/4. 5, Beverly Oden, Irvine, 40-1 1/2. 6, Christy Brund, North Monterey, 39-9 3/4.

Discus — 1, Melissa Weis, Bakersfield, 168-0. 2, Candy Roberts, Chino Don Lugo, 161-2. 3, Allison Franke, Canyon, 159-1. 4, Debbie Cembellin, Amador Valley, 158-8. 5, Jenny Peters, Palo Alto Gunn, 148-1. 6, Julie DeJairais, Walnut Creek Las Lomas, 163-11.



The Associated Press

Two members of the 4x100 relay team from Muir High of Pasadena celebrate their fourth-place finish.

PREP RESULTS, SCHEDULES

RESULTS

Boys Track

State Championships

AT CERRITOS COLLEGE

All events in meters

Heat winners, plus next nine fastest advance to finals

100 — (Heat 1) 1. Clark (Wheatland) 10.70w; (Heat 2) 1. Smith (Mission, SF) 10.41 (meet record, old Thomas, Hawthorne, 10.44, 1984); 2. Stallworth (Tulare) 10.51; 3. Alexander (Hawthorne) 10.56; (Heat 3) 1. Conway (Hawthorne) 10.48; 2. Reyes (Orange Glen) 10.71; (Heat 4) 1. Laynes (Hawthorne) 10.43w; 2. Burks (Washington, LA) 10.69; 3. Moody (Castle Park, SD) 10.70; Others: 4. Martin (San Clemente) 10.77.

200 — (Heat 1) 1. Conway (Hawthorne) 21.03; 2. Haymon (Edison, Fresno) 21.55; (Heat 2) 1. Allen (Hawthorne) 21.59; (Heat 3) 1. Smith (Mission, SF) 21.17; 2. Green (LB Poly) 21.67; (Heat 4) 1. Laynes (Oakland) 21.48; 2. Clark (Wheatland) 21.49; 3. White (Crespi) 21.64.

400 — (Heat 1) 1. Roosevelt (Dominguez) 48.21; 2. Bruan (Placer) 48.86; (Heat 2) 1. Bryant (Dorsey) 48.40; 2. Ingalls (Agoura) 48.58; 3. Gross (Hoover, SD) 48.92; (Heat 3) 1. Jones (Washington, LA) 48.74; 2. Stone (Arroyo Grande) 49.12; (Heat 4) 1. Borquez (Alamogordo) 48.60; 2. Floyd (Locke, LA) 48.83; 3. McCladde (Centennial) 49.03.

800 — (Heat 1) 1. Candaele (Carpinteria) 1:53.61; 2. Magness (Santa Teresa, SJ) 1:54.57; (Heat 2) 1. Hunter (Prospect, SJ) 1:53.82; 2. Egan (Clovis) 1:53.92; 3. Nichols (Edison) 1:54.11; 4. Held (Santa Rosa) 1:54.60; (Heat 3) 1. Bateman (Crescenta Valley) 1:53.57; 2. O'Neill (San Pasqual) 1:53.82; (Heat 4) Johnson (Piedmont) 1:54.31.

1,600 — (Heat 1) 1. Candaele (Carpinteria) 4:14.46; 2. O'Neill (San Pasqual) 4:14.82; 3. Ricca (Arcata) 4:15.50; 4. Jordan (Venice, LA) 4:16.46; (Heat 2) 1. Lewis (Burbank) 4:12.66; 2. Quintana (Arroyo Grande) 4:13.00; 3. Nielsen (Mater Dei) 4:15.05; 4. Rodriguez (Fallbrook) 4:16.15; 5. Mumm (Nevada Union) 4:16.94.

110 HH — (Heat 1) 1. Prudenti (Siena) 14.09; 2. Greene (Garey) 14.52; 3. O'Conner (Escondido) 14.71; (Heat 2) 1. Henry (Arroyo Grande) 14.14; 2. Rojas (Gilroy) 14.57; 3. Bell (Castle Park) 14.65; (Heat 3) 1. Pouncey (Hawthorne) 14.45; (Heat 4) 1. Johnson (Vacaville) 14.44; 2. Jennings (Claremont) 14.47.

300 IH — (Heat 1) 1. Henry (Arroyo Grande) 37.90; (Heat 2) 1. Prudenti (Siena) 37.81; 2. McQuirk (St. Ignatius) 38.37; (Heat 3) 1. Brown (Channel Islands) 38.00; 2. Roulier (Carson) 38.99; (Heat 4) 1. Morris (Andrew Hill) 37.76; 2. Cook (Merced) 28.11; 3. Cabs (LB Poly) 38.24.

400 Relay — (Heat 1) 1. Hawthorne 40.24 (Meet record, old 40.78, Muir, 1985; State record, old 40.25, Hawthorne 1989); 2. Oakland 41.17; 3. Lynnwood 41.79; (Heat 2) 1. Dominguez 41.90; (Heat 3) 1. Dorsey 41.65; 2. Muir 41.95; (Heat 4) 1. Washington, LA 41.55; 2. LB Poly 41.92; 3. Edison, Fresno 41.95.

1,600 Relay — (Heat 1) 1. Hawthorne 3:16.34; 2. Fairfield 3:17.30; 3. Patrick Henry 3:18.90; 4. Oakland 3:19.03; (Heat 2) 1. Dorsey 3:16.29; 2. Muir 3:17.68; (Heat 3) Pasadena 3:16.70; 2. Edison 3:17.84; (Heat 4) 1. Washington, LA 3:17.78.

HJ - (9 at 6-8) Malony (St. Vincent), Buchanan (San Marcos), Hendrix (South Bakersfield), Manville (Santa Rosa), Wilson (Charter Oak), O'Sullivan (Sir Francis Drake), Keane (De La Salle), Hazziz (La Plumas), and Robinson (Carillo).

Long Jump — 1. Stallworth (Tulare) 25-5½. (Meet record, old 25-4½, Proctor, Muir, 1967); 2. Laccay (Moreau) 24-6¾; 3. Price (University City) 24-6½; 4. Smith (Hawthorne) 23-1¼; 5. Smith (Wheatland) 23-11½; 6. Belina (De La Salle) 23-10¼; 7. Brown (Castle Park) 23-10; 8. White (Monroe, LA) 23-9½w; 9. White (Crespi) 23-9¼.

Triple Jump — 1. McGill (Orange Glen) 51-2; 2. Roberson (West Bakersfield) 50-9¼; 3. White (Crespi) 50-6; 4. Singbandith (Magnolia) 49-7¼; 5. Fisher (Bakersfield) 49-4½; 6. Bush (LB Wilson) 49-1½; 7. Mack (Davis) 48-3¼w; 8. Higa (Quartz Hill) 48-0; 9. Scott (LB Wilson) 47-10¼.

Pole Vault — (9 at 14-4) Wiler (Rolling Hills), Sheets (Taft, Woodland Hills), Maberry (Bakersfield), Whitcomb (Valencia), Lawrence (Del Mar, SJ), Camillo (Leuzinger), Moore (Tribek), Stephens (Orange Glen) and Rogan (Irvine).

Shot Put — 1. Noon (Fallbrook) 66-7½; 2. Bailey (LB Wilson) 60-10½; 3. Hicks (Hollister) 60-1; 4. Wiley (Hemet) 50-10; 5. Hairsay (Piedmont) 57-9; 6. Johnson (Atwater) 57-7¾; 7. Jones (Hoover, Fresno) 57-0½; 8. Ford (Casa Roble) 57-0; 9. Thurston (Edison) 56-3¼.

Discus — 1. Gallagher (Palm Desert) 190-10; 2. Stevens (Bakersfield) 182-8; 3. Noon (Fallbrook) 181-2; 4. Clark (Walnut) 180-11; 5. Hodel (Don Lugo) 171-0; 6. Ford (Casa Roble), 7. Frank (Bakersfield) 168-9; 8. Karsevar (Clovis) 168-4; 9. Sisneros (James Logan) 167-11.

Girls Track

State Championships

AT CERRITOS COLLEGE

All events in meters

Heat winners, plus next nine fastest advance to finals

100 — (Heat 1) 1. Burnham (Rio Mesa) 11.41w; 2. Gray (Compton) 12.04; (Heat 2) 1. Miller (Muir) 11.38w; 2. J. Mack (St. Francis) 11.98; 3. Small (Dorsey) 12.06; (Heat 3) 1. Vines (San Marcos) 11.88w; 2. Hamilton (Locke) 12.06; (Heat 4) 1. Coleman (Carlmont) 11.82; 2. Lipscomb (Santa Monica) 12.07.

200 — (Heat 1) 1. Burnham (Rio Mesa) 23.76w; 2. Brice (Tokay) 24.83; 3. Williams (Blair) 24.92; (Heat 2) 1. Miller (Muir) 23.71w; 2. Rolfe (Dorsey) 24.32; (Heat 3) 1. Dooley (Bret Harte) 24.37; 2. Terry (Muir) 24.62; (Heat 4) 1. Coleman (Carlmont) 24.45; 2. Bradford (Dominguez) 24.73; 3. Taylor (Encinal) 24.82.

400 — (Heat 1) 1. Nichols (Bakersfield) 55.37; 2. McAllister (Locke, LA) 56.07; 3. Taylor (Encinal) 56.10; (Heat 2) 1. Stewart (Duarte) 55.89; (Heat 3) 1. Rolfe (Dorsey, LA) 55.71; 2. Marvin (Hawthorne) 56.30; (Heat 4) 1. Dooley (Bret Harte) 55.94; 2. Freeman (Crawford) 56.24; 3. Tochluk (Westminster) 56.34.

800 — (Heat 1) Toney (Atascadero) 2:15.65; (Heat 2) 1. Spies (Livermore) 2:11.14; 2. Teter (West Valley) 2:11.15; 3. Moses (Ramona) 2:15.19; 4. Handy (Archbishop Mitty) 2:15.78; (Heat 3) 1. Roldan (Mt. Whitney) 2:15.11; 2. Mulhaupt (Capistrano Valley) 2:15.38; 3. Westby (Torrey Pines) 2:16.44; (Heat 4) 1. Lowery (Norco) 2:16.43.

1,600 — (Heat 1) 1. Bartholomew (Fremont, SJ) 4:55.36; 2. Hecox (South Hills) 3. Barry (Santa Teresa, SJ) 4:58.83; 4. Lopez (Balboa, SF) 5:06.20; (Heat 2) 1. Jorgensen (Rancho Buena Vista) 4:55.44; 2. Taylor (Edison) 4:58.77; 3. Miller (North, Bakersfield) 5:04.25; 4. Riley (Campolindo) 5:05.16; 5. Hunter (Locke, LA) 5:06.43.

100 H — (Heat 1) — 1. Swift (Benicia) 14.35w; (Heat 2) — 1. Davenport (Locke, LA) 13.95; 2. Sanchez (Santa Teresa, SJ) 14.17; 3. Stuart (LB Poly) 14.40; (Heat 3) 1. Stewart (Yuba City) 14.00w; 2. Dill (Poway) 14.36; (Heat 4) 1. Lipscomb (Santa Monica) 13.94w; 2. Redmond (Hogan) 14.38; 3. Peril (Ygnacio Valley) 14.52.

300 H — (Heat 1) 1. Dodson (Cajon) 43.64; 2. Anderson (Palo Alto) 44.52; 3. Ammonds (Roosevelt, Fresno) 44.78; (Heat 2) Sanchez (Santa Teresa, SJ) 44.44; 2. Stewart (Yuba City) 45.39; (Heat 3) 1. Sims (Lompoc) 43.88; 2. Wiebelhaus (Rio Mesa) 44.68; 3. Paaso (Los Altos) 44.82; (Heat 4) 1. Smith (Cordova) 44.18.

400 Relay — (Heat 1) 1. St. Bernard, 48.28; 2. Santa Monica 48.32; (Heat 2) 1. Muir 46.78; 2. St. Francis, 47.66; 3. Bakersfield 47.94; (Heat 3) 1. Rio Mesa 47.47; 2. Dorsey 47.56; (Heat 4) 1. Hawthorne 47.37; 2. Locke 47.51.

1,600 Relay — (Heat 1) 1. St. Francis, Mountain View 3:51.07; 2. Ganesha 3:55.36; (Heat 2) 1. Muir 3:53.19; 2. Duarte 3:54.81; 3. Mt. Carmel 3:55.28; (Heat 3) 1. Archbishop Mitty 3:53.73; 2. Rio Mesa 3:54.73; (Heat 4) 1. Locke 3:49.83; 2. Hawthorne 3:49.84.

High Jump — (8 at 5-6) Broughton (Woodland, Woodland), Mills (Campbell Hall), Harmon (Oak Ridge), Svoboda (El Dorado), Clarke (El Camino Real), Crasin (Miraleste), Gardner (Sierra), and Mertes (Chatsworth) 20-7; 2. Yendork (Walnut) 20-6½; 3. Dillon (Mission Bay, SD) 18-10¼; 4. Johnson (Patrick Henry, SD) 18-10; 5. Burton (McAtee) 18-9¼; 6. Sanchez (Santa Teresa, SJ) 18-8¼; 7. Veltman (Leland) 18-8; 8. House (Hoover, Fresno) 18-6; 9. Mitchell (Rancho Cordova) 18-5; Others: Franke (Carlin) 17-7; Axtell (Mission Viejo) 17-5.

Long Jump — 1. Yendork (Walnut) 20-6½; 3. Dillon (Mission Bay, SD) 18-10¼; 4. Johnson (Patrick Henry, SD) 18-10; 5. Burton (McAtee) 18-9¼; 6. Sanchez (Santa Teresa, SJ) 18-8¼; 7. Veltman (Leland) 18-8; 8. House (Hoover, Fresno) 18-6; 9. Mitchell (Rancho Cordova) 18-5; Others: Franke (Carlin) 17-7; Axtell (Mission Viejo) 17-5.

Triple Jump — 1. Yendork (Walnut) 42-6¼; 2. Hanf (Ygnacio Valley) 39-3½; 3. Kirland (Hesperia) 38-10; 4. Leslie (Morningside) 38-8¼; 5. Sanchez (Santa Teresa) 38-4¼; 6. Johnson (Patrick Henry) 38-3¼; 7. Brooks (Atascadero) 38-2; 8. Paaso (Los Altos) 37-7; 9. Carver (Washington, SF) 37-9¼.

Shot Put — 1. Weis (Bakersfield) 43-3½; 2. Bruno (North, Monterey) 42-3¼; 3. Mitchell (Vallejo) 41-6½; 4. Parker (St. Francis, Mountain View) 41-6¼; 5. Huddleston (Merced) 41-3; 6. Guinan (Hesperia) 40-10¼; 7. Viavia (Madison, SD) 40-9½; 8. Oden (Irvine) 40-9; 9. Tosi (Morse, SD) 39-10¼; Others: Briggs (Edison) 38-8.

Discus — 1. Weis (Bakersfield) 163-9; 2. Roberts (Don Lugo) 155-6; 3. Cambellin (Amador Valley) 154-7; 4. Franke (Canyon) 151-10; 5. DeJarlais (Las Lomas) 145-9; 6. Olekson (Monte Vista, SD) 144-4; 7. McCandless (Watsonville) 143-2; 8. Peters (Gunn) 142-4; 9. Jost (Immanuel) 140-0.

Baseball

CIF Finals

SMALL SCHOOLS DIVISION

Rosamond 6, Mammoth 4

1-A DIVISION

Beaumont 10, Fillmore 7

Softball

CIF Finals

2-A DIVISION

Notre Dame, Riv. 1, Santa Fe 0

4-A DIVISION

Buena 1, Western 0

4-A Division

BUENA 1, WESTERN 0

Buena	100	000	0	—1	5	1
Western	000	000	0	—0	1	1

Maher (W 24-2) and Henry; Fowler (L 14-5) and Sciarrino. Home Runs: Maher (Buena) 1st inning, bases empty.

SCHEDULE

Today

BASEBALL

CIF Finals

At Dodger Stadium

2-A Division: San Marino vs. El Segundo, 10 a.m.

3-A Division: Kennedy vs. Saugus, 1 p.m.

4-A Division: Hart vs. Cerritos, 4:30 p.m.

5-A Division: El Dorado vs. Millikan, 7:30 p.m.

SOFTBALL

CIF Finals

At Mayfair Park, Lakewood

Small Schools Division: Avalon vs. Templeton or Mammoth, noon

1-A Division: Agoura vs. Paraclete, 2:30 p.m.

3-A Division: Mission Viejo vs. Covina, 5:30 p.m.

5-A Division: St. Joseph/Lkwd vs. Gahr, 8 p.m.

TRACK AND FIELD

CIF State Championships: Finals, Cerritos College, 5 p.m.

HIGH SCHOOL TRACK & FIELD

STATE CHAMPIONSHIPS

At Cerritos College

Heat Winner Plus Next Five Fastest Qualify For Finals in Running Events; Top Nine Qualify in Field Events

BOYS

100 METERS

HEAT ONE—Clark (Wheatland), 10.70w (2.81 m.p.s.). Nonqualifiers included—3. Allen (Hawthorne), 10.79; 4. Boyd (SD Lincoln), 10.88; 5. Ricks (Fairfax), 10.94.

HEAT TWO—1. Smith (SF Mission), 10.41 (wind 1.42 m.p.s. aiding) (meet record, old mark, 10.44, H. Thomas, Hawthorne, 1984); 2. Stallworth (Tulare), 10.51; 3. Alexander (Hawthorne), 10.56. Nonqualifiers included—5. Copeland (Dorsey), 10.90.

HEAT THREE—1. Conway (Hawthorne), 10.48 (wind 1.486 m.p.s. aiding); 2. Reyes (Escondido Orange Glen), 10.71. Nonqualifiers included—3. Hargraves (Bishop Montgomery), 10.80; Bryant (Dorsey), not start.

HEAT FOUR—1. Laynes (Oakland), 10.43w (2.59 m.p.s.); 2. Burks (LA Washington), 10.69; 3. Moody (SD Castle Park), 11.70. Nonqualifiers included—4. Martin (San Clemente), 10.77.

200 METERS

HEAT ONE—1. Conway (Hawthorne), 21.03w (2.14 m.p.s.); 2. Haymon (Fresno Edison), 21.55. Nonqualifiers included—3. Burks (LA Washington), 21.83; 4. Jordan (SD University City), 22.16.

HEAT TWO—Allen (Hawthorne), 21.59w (2.45 m.p.s.). Nonqualifiers included—Anderspn (LA Jordan), disqualified for running on lane line; Moody (SD Castle Park), did not run.

HEAT THREE—1. Smith (SF Mission), 21.71w (2.20 m.p.s.); 2. Green (LB Poly), 21.67. Nonqualifiers included—3. Reyes (Escondido Orange Glen), 21.75; 4. Jones (LA Washington), 21.76.

HEAT FOUR—1. Laynes (Oakland), 21.48w (2.34 m.p.s.); 2. Clark (Wheatland), 21.49; 3. White (Crespi), 21.64; 4. Kaufman (Lompoc), 21.71. Nonqualifiers included—Copeland (Dorsey), did not run.

400 METERS

HEAT ONE—1. Langston (Dominguez), 48.21; 2. Bryan (Auburn Place), 48.86. Nonqualifiers included—4. Ellerge (Crenshaw), 49.34.

HEAT TWO—1. Bryant (Dorsey), 48.40; 2. Ingalls (Agoura), 48.58; 3. Gross (SD Hoover), 48.92.

HEAT THREE—Jones (LA Washington), 48.74. Nonqualifiers included—2. Stone (Arroyo Grande), 49.12; 6. Hernandez (Chula Vista Montgomery), 50.20.

HEAT FOUR—1. Borquez (Alemany), 48.60; 2. Floyd (Locke), 48.83; 3. McCladdie (Centennial), 49.03. Nonqualifiers included—7. Brown (SD Castle Park), 53.84.

800 METERS

HEAT ONE—1. Candale (Carpinteria), 1:53.61; 2. Magness (San Jose Santa Teresa), 1:54.57. Nonqualifiers included—Mitchell (Pasadena), finished third but disqualified for interference.

HEAT TWO—1. Hunter (San Jose Prospect), 1:53.82; 2. Egan (Clovis), 1:53.92; 3. Nichols (Huntington Beach Edison), 1:54.11; 4. Held (Santa Rosa), 1:54.60. Nonqualifiers included—5. Martin (Lakeside El Capitan), 1:55.30; 7. Glasband (North Hollywood), 2:09.37.

HEAT THREE—1. Bateman (Crescenta Valley), 1:53.57; 2. O'Neill (Escondido San Pasqual), 1:53.82. Nonqualifiers included—7. Bostic (LA University), 2:01.28.

HEAT FOUR—Johnson (Piedmont), 1:54.31. Nonqualifiers included—2. Collins (Hemet), 1:55.23; 3. Manley (LA Banning), 1:56.52; 5. Jackowski (SD Mira Mesa), 1:58.41.

Bernardino, 3:19.33; 3. SD Morse, 3:22.29.

HIGH JUMP

Hendrix (Bakersfield South), Buchanan (San Marcos, SD Section), Maloney (Petaluma St. Vincent's), Robinson (Cabrillo), Haaziq (Orville Las Plumas), Keane (Concord de la Salle), O'Sullivan (San Anselmo Drake), Wilson (Charter Oak) and Manville (Santa Rosa), all 6-8. Nonqualifiers included—Herman (SD Mt. Carmel) and Bowling (Canoga Park), 6-7; Alexander (LA University), Walker (Lakewood), Garcia (St. Anthony) and Anderson (River-side North), 6-4; Blake (Granada Hills Kennedy) and, Klasr (Chula Vista Hilltop, no height).

SHOTPUT

Noon (Fallbrook), 66-7½; Bailey (LB Wilson), 60-10¼; Hicks (San Benito Hollister), 60-1; Wiley (Hemet), 59-10; Harisay (Piedmont), 57-9; Johnson (Atwater), 57-7¼; Jones (Fresno Hoover), 57-0½; Ford (Orangevale Casa Roble), 57-0; Thurston (Huntington Beach Edison), 56-8¼. Nonqualifiers included—11. Bustamonte (Schurr), 54-9½; 13. Underwood (Esperanza), 54-2½; 16. Sherman (Fallbrook), 54-3½; 19. Troxler (SD Mira Mesa), 52-6¼; 20. Whitfield (LA Banning), 52-2; 24. Bernard (LA Taft), 50-5¼; 25. Brown (LA Washington), 47-9; 27. Flores (LA Lincoln), 47-0½.

POLE VAULT

Wiler (Rolling Hills), Maberry (Bakersfield), Sheets (Woodland Hills Taft), Rogan (Irvine), Stephens (Escondido Orange Glen), Moore (Yreka), Camillo (Leuzinger), Lawrence (San Jose Del Mar), Whitcomb (Valencia), all 14-4. Nonqualifiers included—Chase (El Cajon Granite Hills), Hernandez (LA Poly), Degan (San Marcos, SD Section) and Tetraault (Arroyo Grande), 14-0; Sahanaja (Eagle Rock), 13-8.

LONG JUMP

Stallworth (Tulare), 25-5½ (wind .01 m.p.s. aiding) (meet record, old mark, 25-4½; Jerry Procter, Muir, 1967); Laccay (Hayward Moreau), 24-6¼; Price (SD University City), 24-6½; Smith (Hawthorne), 23-11¼; Belina (Concord de la Salle), 23-10¼; Brown (SD Castle Park), 23-10; White (Monroe), 23-9½w (23-2 1/2 legal best); White (Crespi), 23-9¼. Nonqualifiers included—10. Campbell (Perris), 23-2½; 14. Shah (Dorsey), 22-9½w (21-11¼); 15. Duff (Etiwanda), 22-8½; 17. Woodard (Brentwood), 22-7¼; 24. Reyes (Escondido Orange Glen), 21-9½w; 25. Roulier (Carson), 21-8¼; 26. Erhardt (Canoga Park), 21-7¼.

TRIPLE JUMP

McGill (Escondido Orange Glen), 51-2; Roberson (West Bakersfield), 50-9¼; White (Crespi), 50-6; Singbandith (Magnolia), 49-7¼; Fisher (Bakersfield), 49-4½; Bush (LB Wilson), 49-1½; 7. Mack (Davis), 48-3¼w (47-9¼ legal best); Scott (LB Wilson), 47-10¼. Nonqualifiers included—11. Jordan (LA Jordan), 46-10¼; 18. Alexander (LA University), 45-6; 20. Johns (Oceanside El Camino), 45-1; 22. McHenry (SD Patrick Henry), 44-1¼; 23. Morris (LA Banning), 43-9; Shah (Dorsey), did not jump.

DISCUS

Gallagher (Palm Desert), 190-10; Stevens (Bakersfield), 182-8; Noon (Fallbrook), 181-2; Clark, (Walnut), 180-11; Hodel (Don Lugo), 171-0; Ford (Orangevale Casa Roble), 169-0; Frank (Bakersfield), 168-9; Karsevar (Clovis), 168-4; 9. Sisneros (Union City Logan), 167-11. Nonqualifiers included—10. Nevelle (Palmdale), 166-9; 12. Wiley (Hemet), 165-5; 16. Pitts (Escondido San Pasqual), 155-3; 18. Cummings (SD Clairemont), 150-4; 24. Wallace (Birmingham), 96-11.

vale Fremont), 4:55.36 (4:38.9 for 1,500 meters); 2. Hecox (South Hills), 4:55.59 (4:38.9); 3. Barry (San Jose Santa Teresa), 4:58.83 (4:40.4); 4. Lopez (SF Balboa), 5:06.20 (4:47.6). Nonqualifiers included—6. Hornbacher (Vista Rancho Buena Vista), 5:07.50 (4:47.5); 7. Robbins (Hesperia), 5:09.96 (4:50.5); Keim (Escondido San Pasqual), Trujilla (Belmont), no place or time.

HEAT TWO—Jorgensen (Vista Ranchos Buena Vista), 4:55.44 (4:37.3); 2. Taylor (Huntington Beach Edison), 4:58.77 (4:51.6); 3. Miller (Bakersfield North), 5:04.25 (4:44.6); 4. Riley (Moraga Campolindo), 5:05.16 (4:46.3); 5. Hunter (Locke), 5:06.43 (4:48.7). Nonqualifiers included—6. Santoyo (El Monte Mountain View), 5:09.984 (4:51.5); 8. Shaw (Fillmore), 5:11.88 (4:49.9); Ortega (Garfield) and Mendoza (LA Banning), no time or place.

100-METER LOW HURDLES

HEAT ONE—Swift (Benicia), 14.35w (2.21 m.p.s.). Nonqualifiers included—2. Blunt (Escondido San Pasqual), 14.77; 5. Lewis (Dorsey), 15.89; George (Upland), did not run.

HEAT TWO—1. Davenport (Locke), 13.95 (wind 1.33 m.p.s. aiding); 2. Sanchez (San Jose Santa Teresa), 14.17; 3. Stuart (LB Poly), 14.40. Nonqualifiers included—5. Stark (Escondido San Pasqual), 14.98.

HEAT THREE—1. Stewart (Yuba City), 14.00w (2.93 m.p.s.); 2. Dill (Poway), 14.36. Nonqualifiers included—3. Foreman (Locke), 14.78; 6. Tingle (Agoura), 16.31.

HEAT FOUR—1. Lipscomb (Santa Monica), 13.94w (3.57 m.p.s.); 2. Reedwood (Vallejo Hogan), 14.38; 3. Peril (Ygnacio Valley), 14.52. Nonqualifiers included—4. House (Riverside Poly), 14.58; 5. Turner (Narbonne), 14.62.

300-METER LOW HURDLES

HEAT ONE—1. Dodson (Cajon), 43.64; 2. Anderson (Palo Alto), 44.52. Nonqualifiers included—4. Hamilton (Locke), 45.66.

HEAT TWO—1. Sanchez (San Jose Santa Teresa), 44.44; 2. Stewart (Yuba City), 45.39. Nonqualifiers included—3. Bryant (LA Habra Sonora), 45.81; 5. Dill (Poway), 47.13; 6. Lewis (Dorsey), 47.69.

HEAT THREE—1. Sims (Lompoc), 43.88; 2. Wiebelhaus (Rio Mesa), 44.68; 3. Passo (Los Altos), 44.82. Nonqualifiers included—5. Blunt (Escondido San Pasqual), 46.23; 6. Means (Van Nuys), 47.03.

HEAT FOUR—1. Smith (Cordova Rancho Cordova), 44.18; 2. Swift (Benicia), 45.48. Nonqualifiers included—3. Stark (Escondido San Pasqual), 45.59; 4. Davenport (Locke), 46.49; George (Upland), did not run.

400-METER RELAY

HEAT ONE—1. St. Bernard, 48.28; 2. Santa Monica, 48.32; 3. Oakland Bishop O'Dowd, 48.38. Nonqualifiers included—4. SD Morse, 48.57; 6. LA Washington, 50.05.

HEAT TWO—1. Muir, 46.78; 2. Mountain View St. Francis, 47.66; 3. Bakersfield, 47.94. Nonqualifiers—6. San Pedro, 50.19.

HEAT THREE—1. Rio Mesa, 47.47; 2. Dorsey, 47.56. Nonqualifiers included—3. San Diego Mt. Carmel, 48.81.

HEAT FOUR—1. Hawthorne, 47.37; 2. Locke, 47.51. Others included: 4. SD Patrick Henry, 48.77.

1,600 METERS

HEAT ONE—1. Candaele (Carpenter), 4:14.46 (3:59.2 for 1,500 meters); 2. O'Neill (Escondido San Pasqual), 4:14.82 (3:59.6); 3. Ricca (Arcata), 4:15.60 (3:59.8); 4. Jordan (LA 16.46 (4:01.4); Nonqualifiers included—6. Ganoa (Belmont), 4:18.82 (4:03.0); 8. Lavelle (Corona del Mar), 4:20.56 (4:04.4).

HEAT TWO—1. Lewis (Burbank), 4:12.66 (3:58.8); 2. Quintana (Arroyo Grande), 4:13.00 (3:58.5); 3. Nielsen (Mater Dei), 4:15.05 (3:58.8); 4. Rodriguez (Fallbrook), 4:16.15 (4:00.5). Nonqualifiers included—6. Padilla (LA Roosevelt), 4:18.68 (4:01.4); 7. Biddle (SD Mt. Carmel), 4:18.07 (4:02.9); 8. Gastelum (Birmingham), 4:18.68 (4:03.4).

110-METER HIGH HURDLES

HEAT ONE—1. Prudenti (Napa Justin Siena), 14.09 (wind 1.91 m.p.s. aiding); 2. Greene (Garey), 14.52; 3. O'Conner (Escondido), 14.71. Nonqualifiers included—5. Bush (LB Wilson), 15.02; 6. Childs (Reseda), 15.32.

HEAT TWO—1. Henry (Arroyo Grande), 14.14 (wind 2.00 m.p.s. aiding); 2. Rojas (Gilroy), 14.67; 3. Bell (SD Castle Park), 14.65. Nonqualifiers included—5. Hawkins (Carson), 14.96.

HEAT THREE—Pouncy (Hawthorne), 14.45 (wind 1.42 m.p.s. aiding). Nonqualifiers included—4. Celosia (Carson), 15.14; 5. Haines (Poway), 15.35.

HEAT FOUR—1. Johnson (Vacaville), 14.44w (2.48 m.p.s.); 2. Jennings (Claremont), 14.47. Nonqualifiers included—3. Johns (San Fernando), 14.72.

300-METER INTERMEDIATE HURDLES

HEAT ONE—Henry (Arroyo Grande), 37.90. Nonqualifiers included—4. Muniz (Woodbridge), 39.56; 6. Simpson (Dorsey), 40.66.

HEAT TWO—1. Prudenti (Napa Justin Siena), 37.81; 2. McGuirk (SF St. Ignatus), 38.37. Nonqualifiers included—4. O'Conner (Escondido), 39.40; 6. Fulharty (Palmdale), 41.02; Celosia (Carson), did not finish.

HEAT THREE—1. Brown (Channel Islands), 38.00; 2. Roulier (Carson), 38.99; 3. Monroe (SD Patrick Henry), 39.11.

HEAT FOUR—1. Morris (San Jose Hill), 37.76; 2. Cook (Merced), 38.11; 3. Cabs (LB Poly), 38.24. Nonqualifiers included—4. Crenshaw (LA Fremont), 39.46; 5. Lewis (SD Mira Mesa), 39.90.

400-METER RELAY

HEAT ONE—1. Hawthorne, 40.24 (State meet record, old mark, 40.78, Muir, 1985); 2. Oakland, 41.17; Lynwood, 41.79. Nonqualifiers included—4. SD Lincoln, 42.48; 5. Canoga Park, 42.62.

HEAT TWO—Dominguez, 41.90. Nonqualifiers included: 2. Carson, 42.19; 3. SD Morse, 42.39; 4. Bakersfield, 42.45.

HEAT THREE—1. Dorsey, 41.65; 2. Muir, 41.95.

HEAT FOUR—1. LA Washington, 41.65; 2. LB Poly, 41.92; 3. Fresno Edison, 41.95. Nonqualifiers included—6.1. Poway, 43.06.

1,600-METER RELAY

HEAT ONE—1. Hawthorne, 3:16.34; 2. Fairfield, 3:17.30; 3. SD Patrick Henry, 3:18.90; 4. Oakland, 3:19.03. Nonqualifiers included—5. Crenshaw, 3:21.26.

HEAT TWO—1. Dorsey, 3:16.29; 2. Muir, 3:17.68. Nonqualifiers included—4. SD Mira Mesa, 3:28.35.

HEAT THREE—1. Pasadena, 3:16.70; 2. Huntington Beach Edison, 3:17.84. Nonqualifiers included—3. Carson, 3:23.00.

HEAT FOUR—LA Washington, 3:17.78. Nonqualifiers included—2. San

GIRLS

100 METERS

HEAT ONE—1. Burnham (Rio Mesa), 11.41w (5.73 m.p.s.); 2. Gray (Compton), 12.04. Nonqualifiers included—3. Tinsnell (Locke), 12.12.

HEAT TWO—1. Miller (Muir), 11.38w (5.61); 2. J. Mack (Mountain View St. Francis), 11.98; 3. Small (Dorsey), 12.06. Nonqualifiers included—5. Sullivan (SD Serra), 12.22.

HEAT THREE—1. Vines (Santa Barbara San Marcos), 11.88w (3.82 m.p.s.); 2. Hamilton (Locke), 12.06. Nonqualifiers included: 3. Stewart (Yuba City), 12.07; 4. Wada (Chula Vista Hilltop), 12.13.

HEAT FOUR—1. Coleman (Belmont Carlmont), 11.82w (3.33 m.p.s.); 2. Lipscomb (Santa Monica), 12.07. Nonqualifiers included—3. Kimmey (SD University City), 12.09; 4. Howard (San Fernando), 12.20.

200 METERS

HEAT ONE—1. Burnham (Rio Mesa), 23.76w (2.52 m.p.s.); 2. Brice (Lodi Tokay), 24.83; Nonqualifiers included—3. Williams (Blair), 24.92; 4. Tinsnell (Locke), 25.18; 6. Labuvitz (San Diego), 25.69.

HEAT TWO—1. Miller (Muir), 23.71w (2.78 m.p.s.); 2. Rolfe (Dorsey), 24.32. Nonqualifiers included: 5. Kimmey (San Diego University City), 25.26.

HEAT THREE—1. Dooley (Altaville Bret Harte), 24.37w (4.39 m.p.s.); 2. Terry (Muir), 24.62. Nonqualifiers included—5. Domingo (Los Angeles), 25.72.

HEAT FOUR—1. Coleman (Belmont Carlmont), 24.45w (2.72 m.p.s.); 2. Bradford (Dominguez), 24.73; 3. Taylor (Alameda Encinal), 24.82. Nonqualifiers included—25.01; Small (Dorsey), disqualified for running out of lane.

400 METERS

HEAT ONE—Nichols (Bakersfield), 55.37; 2. McAllister (Locke), 56.07; 3. Taylor (Alameda Encinal), 56.10. Nonqualifiers included—4. Douge (Ganeshald), 57.96; 5. SD Pt. Loma, 59.36.

HEAT TWO—Stewart (Duarte), 55.89. Nonqualifiers included—3. Pegues (St. Bernard), 57.04; 4. Clarke (El Camino Real), 58.11.

HEAT THREE—1. Rolfe (Dorsey), 55.71; 2. Marvin (Hawthorne), 56.30. Nonqualifiers included—4. Dring (SD Mt. Carmel), 57.64.

HEAT FOUR—1. Dooley (Altaville Bret Harte), 55.94; 2. Freeman (SD Crawford), 56.24; 3. Tochluk (Westminster), 56.34. Nonqualifiers included—4. Mayo (Los Angeles), 57.26.

800 METERS

HEAT ONE—Toney (Atascadero), 2:15.65. Nonqualifiers included—6. Scheibel (Escondido Orange Glen), 2:23.32; 7. Frasuto (Franklin), 2:27.98.

HEAT TWO—1. Spies (Livermore), 2:11.14; 2. Teter (Cottonwood West Valley), 2:11.15; 3. Moese (Riverside Ramona), 2:15.19; Handy (San Jose Archbishop Mitty), 2:15.78. Others included—7. Guidi (El Camino Real), 2:32.24.

HEAT THREE—1. Roldan (Visalia Mt. Whitney), 2:15.11; 2. Mulhaupt (Capistrano Valley), 2:15.38; 3. Westby (Del Mar Torrey Pines), 2:16.44. Nonqualifiers included—6. Reed (Santa Ana Foothill), 2:21.81; 7. Preston (North Hollywood), 2:37.59.

HEAT FOUR—Lowery (Norco), 2:16.43. Nonqualifiers included—2. Phillips (Locke), 2:18.27; 5. Stowell (SD Mt. Carmel), 2:21.36.

1,600 METERS

First Three in Each Heat Plus

Next Three Fastest Qualify For Final

HEAT ONE—1. Bartholomew (Sunny-

1,600-METER RELAY

HEAT ONE—1. Mountain View St. Francis, 3:51.07; 2. Ganesha, 3:55.36. Nonqualifiers included—3. Escondido San Pasqual, 3:56.44; Crenshaw, did not run.

HEAT TWO—1. Muir, 3:53.19; 2. Duarte, 3:54.81; 3. SD Mt. Carmel, 3:55.28. Nonqualifiers included—7. Hamilton, 4:18.15.

HEAT THREE—1. San Jose Archbishop Mitty, 3:53.73; 2. Rio Mesa, 3:54.73. Nonqualifiers included—7. 4:12.13.

HEAT FOUR—1. Locke, 3:49.83; 2. Hawthorne, 3:49.84. Nonqualifiers included: 6. SD Hoover, 4:04.65.

HIGH JUMP

Broughton (Woodland), Mills (Campbell Hall), Svoboda (Placentia El Dorado), Harmon (Sacramento Oak Ridge), Clarke (El Camino Real), Cragin (Miraleste), Gardner (Tollgate Sierra) and Mertes (Chatsworth), all 5-6; Hurt (Sebastopol Analy), 5-5. Nonqualifiers included—Kuras (Poway) and Williams (SD Mt. Carmel), 5-5; Stewart (Sherman Oaks Notre Dame), 5-4; Delroy (SD Mission Bay) and Bauer (Santa Ana Foothill), 5-2.

LONG JUMP

Coleman (Belmont Carlmont), 20-7; Yendor (Walnut), 20-6½; Dillon (SD Mission Bay), 18-10½; Johnson (SD Patrick Henry), 18-10; Burton (SF McAteer), 18-9½; Sanchez (San Jose Santa Teresa), 18-8¾; Veltman (San Jose Leland), 18-8; House (Fresno Hoover), 18-6; Mitchell (Rohnert Park Rancho Cotgate), 18-5. Nonqualifiers included—10. Leslie (Morningside), 18-1¼; 12. McDonald (Mater Dei), 17-11¼; 15. Christian (Dorsey), 17-7½; 16. Franke (Anaheim Canyon), 17-7; 19. Axtell (Mission Viejo), 17-5; 22. Noel (LA Washington), 17-0¼; 23. Wada (Chula Vista Hilltop), 16-11¼; 25. McCoy (LA Fremont), 16-10¼; 26. Means (Van Nuys), 16-4½.

SHOTPUT

Weis (Bakersfield), 43-3¼; Bruno (Watsonville North Monterey County), 42-3¾; Mitchell (Vallejo), 41-6¼; Parker (Mountain View St. Francis), 41-6¼; Huddleston (Merced), 41-3; Guinan (Hesperia), 40-10¼; Vivia (SD Madison), 40-9½; Oden (Irvine), 40-9; Tosi (SD Morse), 39-10¾. Nonqualifiers included—11. Briggs (Huntington Beach Edison), 39-8; 12. Meadors (Kern Valley), 38-8; 14. Misa (SD Madison), 37-11½; 16. McCaha (Van Nuys), 36-7¼; 19. Bryant (Bell), 35-8; 22. Mertes (Chatsworth), 34-7¼; 26. Dominguez (Vergado Hills), 33-11¼; Arrington (Palmdale), no fair mark.

DISCUS

Weis (Bakersfield), 163-9; Roberts (Don Lugo), 155-6; Cernbellin (Pleasanton Amador Valley), 154-7; Franke (Anaheim Canyon), 151-10; DeJarlais (Walnut Creek Las Lomas), 145-9; Doleksov (Spring Valley Monte Vista), 144-4; McCandless (Watsonville), 143-2; Peters (Palo Alto Gunn), 142-4; Jost (Reedley Immanuel), 140-0. Nonqualifiers included—10. Phillips (Walnut), 134-11; 12. Fowlkes (Oceanside), 134-9; 17. Anderson (SD Kearny), 125-4; 18. Meadors (Kern Valley), 119-2; 20. Arrington (Palmdale), 117-5.

TRIPLE JUMP

Yendor (Walnut), 42-6¾ (wind 1.00 m.p.s. aiding) (third performer and fourth best performance of all-time for high school); Hamf (Concord Ygnacio Valley), 39-3¼; Kirkland (Hesperia), 38-10; Leslie (Morningside), 38-8¾; Sanchez (San Jose Santa Teresa), 38-4¼; Johnson (SD Patrick Henry), 38-3¾; Brooks (Atascadero), 38-2; Passo (Los Altos, Central Coast Section), 37-10; Carver (SF Washington), 37-9¼. Nonqualifiers included—11. Sims (Oceanside), 37-3; 16. West (LA Mesa Grossmont), 36-6½; 23. Johnson (Birmingham), 33-11¼; 24. Harris (Morningside), 33-7¼; 25. Allen (Reseda), 33-3¼; 26. Ortega (LA Fremont), 33-3.

LONG JUMP—1. Stallworth (Tulare), 26-4¼ (wind 1.31 m.p.s. aiding) (national high school federation record and State meet record, old national federation mark, 25-9; Gerald Hardeman, Fresno Edison, 1972, old meet mark, 25-5½; Stallworth, preliminaries) (third best high school performer and fourth best high school performance of all-time); 2. Price (SD University City), 24-7 3/4; 3. Brown (SD Castle Park), 24-6¼; 4. Laccay (Hayward Moreau), 24-2½; 5. Smith (Hawthorne), 23-11 ½; 6. White (Monroe), 23-4; 7. Belina (Concord De La Salle), 23-2¾; 8. Smith (Wheatland), 23-1½; 9. White (Crespi), 23-1¼.

TRIPLE JUMP—1. McGill (Escondido Orange Glen), 51-1¼; 2. Roberson (Bakersfield West), 50-11¼; 3. White (Crespi), 48-7; 4. Fisher (Bakersfield), 48-6½; 5. Scott (LB Wilson), 48-3¾; 6. Mack (Davis), 46-11¼; 7. Singbandith (Magnoia), 47-2¼; 8. Higa (Quartz Hill), 46-11¼; 9. Bush (LB Wilson), 44-6¼.

SHOTPUT—1. Noon (Fallbrook), 66-1½; 2. Bailey (LB Wilson), 62-6½; 3. Hicks (San Benito Hollister), 60-3¾; 4. Wiley (Hemet), 58-4¾; 5. Harisay (San Jose Piedmont Hills), 57-2½; 6. Thurston (Huntington Beach Edison), 56-10½; 7. Ford (Orangevale Casa Roble), 56-10; 8. Johnson (Atwater), 55-7½; 9. Jones (Fresno Hoover), 54-1¾.

DISCUS—1. Stevens (Bakersfield), 188-2; 2. Clark (Walnut), 183-1; 3. Karsevar (Clovis), 179-2; 4. Gallagher (Palm Desert), 178-9; 5. Noon (Fallbrook), 178-5; 6. Hodel (Don Lugo), 170-6; 7. Ford (Orangevale Casaroble), 8. Sisneros (Union City James Logan), 167-2; 9. Frank (Bakersfield), 165-6.

FINAL TEAM LEADERS—1. Hawthorne, 40; 2. Dorsey, 26; 3. Oakland, 22; 4. tie between Escondido San Pasqual and Napa Justin Siena, 18; 6. tie between Escondido Orange Glen and San Francisco Mission, 16; 8. tie among Bakersfield, Tulare and Agoura, 14.

GIRLS

100 METERS—1. Burnham (Rio Mesa), 11.31w (3.66 m.p.s.); 2. Miller (Muir), 11.46; 3. Coleman (Belmont Carlmont), 11.66; 4. Vines (Santa Barbara San Marcos), 11.71; 5. J. Mack (Mountain View St. Francis), 12.01; 6. Lipscomb (Santa Monica), 12.04; 7. Small (Dorsey), 12.15; 8. Hamilton (Locke), 12.20; 9. Gray (Compton), 12.22.

200—1. Burnham (Rio Mesa), 23.56 (wind 1.95 m.p.s. aiding); 2. Miller (Muir), 23.86; 3. Coleman (Belmont Carlmont), 24.15; 4. Rolfe (Dorsey), 24.45; 5. Terry (Muir), 24.61; 6. Dooley (Altaville Bret Harte), 24.75; 7. Bradford (Dominguez), 24.84; 8. Brive (Lodi Tokay), 24.90; 9. Taylor (Alameda Encinal), 25.07.

400—1. Rolfe (Dorsey), 53.97; 2. Dooley (Altaville Bret Harte), 55.12; 3. Stewart (Duarte), 55.15; 4. Freeman (SD Crawford), 55.77; 5. Tuchluk (Westminster), 55.81; 6. Taylor (Alameda Encinal), 55.93; 7. Marvin (Hawthorne), 56.12; 8. McAllister (Locke), 56.19; 9. Nichols (Bakersfield), 57.43.

800—1. Toney (Atascadero), 2:09.33; 2. Roldan (Visalia Mt. Whitney), 2:11.18; 3. Spies (Livermore), 2:11.85; 4. Peter (Cottonwood West Valley), 2:11.86; 5. Handy (San Jose Archbishop Mitty), 2:14.99; 6. Lowery (Norco), 2:15.49; 7. Moses (Riverside Ramona), 2:16.18; 8. Mulhaupt (Capistrano Valley), 2:16.22; 9. Westby (Del Mar Torrey Pines), 2:20.09.

1,600—1. Jorgensen (Vista Rancho Buena Vista), 4:49.55 (4:31.8 for 1,500 meters); 2. Bartholomew (Sunnyvale Fremont), 4:51.59 (4:34.7); 3. Hecox (South Hills), 4:55.48 (4:34.1); 4. Hunter (Locke), 4:58.26 (4:41.6); 5. Riley (Moraga Campolindo), 4:58.80 (4:40.6); 6. Barry (San Jose Santa Teresa), 5:00.77 (4:41.0); 7. Miller (Bakersfield North), 5:07.96 (4:49.6); 8. Lopez (SF Balboa), 5:15.34 (5:00.5); 9. Taylor (Huntington Beach Edison), finished second but disqualified for interference (time for 1,500, which came before the interference call, was 4:34.1).

3,200—1. Cervantes (Montebello), 10:22.95 (9:55.7 for 3,000 meters); 2. Lewis (Monterey Santa Catalina), 10:36.18 (9:59.1); 3. Drossin (Agoura), 10:36.67 (9:59.7); 4. Parks (Santa Barbara), 10:40.74 (9:59.1); 5. Jorgensen (Vista Rancho Buena Vista), 10:05.8; 6. Hornbacher (Vista Rancho Buena Vista), 10:43.18 (10:06.2); 7. Pinto (Katella), 10:58.13 (10:19.1); 8. Dancel (Millbrae Mills), 10:58.53 (10:19.2); 9. Riley (Moraga Campolindo), 11:04.26 (10:25.4). Others included: 13. Ferguson (La Jolla), 11:13.89.

100 LOW HURDLES—1. Lipscomb (Santa Monica), 13.69 (wind 1.16 m.p.s. aiding); 2. Stewart (Yuba City), 13.76; 3. Sanchez (San Jose Santa Teresa), 14.07; 4. Dill (Poway), 14.31; 5. Redmond

HEAT ONE—Henry (Arroyo Grande), 37.90. Nonqualifiers included—4. Muniz (Woodbridge), 39.56; 6. Simpson (Dorsey), 40.66.

HEAT TWO—1. Prudenti (Napa Justin Siena), 37.81; 2. McGuirk (SF St. Ignatius), 38.37. Nonqualifiers included—4. O'Connor (Escondido), 39.40; 6. Fulharty (Palmdale), 41.02; Celosia (Carson), did not finish.

HEAT THREE—1. Brown (Channel Islands), 38.00; 2. Rouleri (Carson), 38.99; 3. Monroe (SD Patrick Henry), 39.11.

HEAT FOUR—1. Morris (San Jose Hill), 37.76; 2. Cook (Merced), 38.11; 3. Cabs (LB Poly), 38.24. Nonqualifiers included—4. Crenshaw (LA Fremont), 39.46; 5. Lewis (SD Mira Mesa), 39.90.

1,600-METER RELAY

HEAT ONE—1. Hawthorne, 3:16.34; 2. Fairfield, 3:17.30; 3. SD Patrick Henry, 3:18.90; 4. Oakland, 3:19.03. Nonqualifiers included—5. Crenshaw, 3:21.26.

HEAT TWO—1. Dorsey, 3:16.29; 2. Muir, 3:17.68. Nonqualifiers included—4. SD Mira Mesa, 3:28.35.

HEAT THREE—1. Pasadena, 3:16.70; 2. Huntington Beach Edison, 3:17.84. Nonqualifiers included—3. Carson, 3:23.00.

HEAT FOUR—LA Washington, 3:17.78. Nonqualifiers included—2. San Bernardino, 3:19.33; 3. SD Morse, 3:22.29.

HIGH JUMP

Hendrix (Bakersfield South), Buchanan (San Marcos, SD Section), Maloney (Petaluma St. Vincent's), Robinson (Cabrillo), Haaziq (Oroville Las Plumas), Keane (Concord del la Salle), O'Sullivan (San Anselmo Drake), Wilson (Charter Oak) and Manville (Santa Rosa), all 6-8. Nonqualifiers included—Herman (SD Mt. Carmel) and Bowling (Canoga Park), 6-7; Alexander (LA University), Walker (Lakewood), Garcia (St. Anthony) and Anderson (Riverside North), 6-4; Blake (Granada Hills Kennedy) and , Klasrr (Chula Vista Hilltop), no height.

SHOTPUT

Noon (Fallbrook), 66-7½; Bailey (LB Wilson), 60-10¼; Hicks (San Benito Hollister), 60-1; Wiley (Hemet), 59-10; Harisay (Piedmont), 57-9; Johnson (Atwater), 57-7¾; Jones (Fresno Hoover), 57-0½; Ford (Orangevale Casa Roble), 57-0; Thurston (Huntington Beach Edison), 56-6¼. Nonqualifiers included—11. Bustamonte (Schurr), 54-9½; 13. Underwood (Esperanza), 54-2½; 16. Sherman (Fallbrook), 54-3½; 19. Troxler (SD Mira Mesa), 52-6¾; 20. Whitfield (LA Banning), 52-2; 24. Bernard (LA Taft), 50-5¾; 25. Brown (LA Washington), 47-9; 27. Flores (LA Lincoln), 47-0½.

GIRLS

200 METERS

HEAT ONE—1. Burnham (Rio Mesa), 23.76w (2.52 m.p.s.); 2. Brice (Lodi Tokay), 24.83. Nonqualifiers included—3. Williams (Blair), 24.92; 4. Tinhshell (Locke), 25.18; 6. Labuvitz (San Diego), 25.69.

HEAT TWO—1. Miller (Muir), 23.71w (2.78 m.p.s.); 2. Rolfe (Dorsey), 24.32. Nonqualifiers included: 5. Kimmey (San Diego University City), 25.26.

HEAT THREE—1. Doolley (Altaville Bret Harte), 24.37w (4.39 m.p.s.); 2. Terry (Muir), 24.62. Nonqualifiers included—5. Domingo (Los Angeles), 25.72.

HEAT FOUR—1. Coleman (Belmont Carlmont), 24.45w (2.72 m.p.s.); 2. Bradford (Dominguez), 24.73; 3. Taylor (Alameda Encinal), 24.82. Nonqualifiers included—25.01; Small (Dorsey), disqualified for running out of lane.

1,600-METER RELAY

HEAT ONE—1. Mountain View St. Francis, 3:51.07; 2. Ganesha, 3:55.36. Nonqualifiers included—3. Escondido San Pasqual, 3:56.44; Crenshaw, did not run.

HEAT TWO—1. Muir, 3:53.19; 2. Duarte, 3:54.81; 3. SD Mt. Carmel, 3:55.28. Nonqualifiers included—7. Hamilton, 4:18.15.

HEAT THREE—1. San Jose Archbishop Mitty, 3:53.73; 2. Rio Mesa, 3:54.73. Nonqualifiers included—7. 4:12.13.

HEAT FOUR—1. Locke, 3:49.83; 2. Hawthorne, 3:49.84. Nonqualifiers included: 6. SD Hoover, 4:04.65.

DISCUS

Weis (Bakersfield), 163-9; Roberts (Don Lugo), 155-6; Cembellin (Pleasanton Amador Valley), 154-7; Franke (Anaheim Canyon), 151-10; DeJarlais (Walnut Creek Las Lomas), 145-9; Doleksoy (Spring Valley Monte Vista), 144-4; McCandless (Watsonville), 143-2; Peters (Palo Alto Gunn), 142-4; Jost (Reedley Immanuel), 140-0. Nonqualifiers included—10. Phillips (Walnut), 134-11; 12. Fowlkes (Oceanside), 134-9; 17. Anderson (SD Kearny), 125-4; 18. Meadors (Kern Val-

Edison's Taylor Learns a Lesson While Qualifying in 1,600

By BARBIE LUDOVISE,
Times Staff Writer

NORWALK—Edison High School freshman Shelley Taylor learned a quick lesson about the quality of competition found at the State track and field championships Friday night at Cerritos College.

Her teacher? Rancho Buena Vista's Kira Jorgensen.

Running in a preliminary heat of the girls' 1,600 meters, Jorgensen, the two-time defending State champion at 1,600 meters and a two-time national champion in cross-country, cruised to an easy victory in 4 minutes 55.44 seconds.

Athletes who won their heat, plus the next five fastest overall, qualified for tonight's finals, beginning at Cerritos College at 5 p.m.

Taylor, who despite being in her first year of competitive running had not lost a 1,600-meter race since mid-April, could only watch as Jorgensen loped away at the start for a commanding lead. Taylor started out in mid-pack and eventually made her way to second, where she finished in 4:58.77, a half-second personal improvement and good enough to qualify for tonight's final.

In the boys' 1,600, Mater Dei's Mike Nielsen advanced with a third-place finish in his heat in 4:15.05, the fifth-fastest time over-

all. Nielsen, who last year did not advance past the Southern Section preliminaries, started out in mid-pack, then gradually worked his way into fourth.

With 200 meters to go, Nielsen, trying to maintain his crisp, efficient stride, charged to third and then tried to catch Burbank's Todd Lewis and Arroyo Grande's Louie Quintana, but could not. Lewis won in 4:12.66, and Quintana was second in 4:13.00.

Corona del Mar's Eddie Lavelle finished a surprising and disappointing eighth in his 1,600 heat, and will not advance. Lavelle, who has a best time—and county-leading time—of 4:11.95, came through the first 300 meters fourth from last, but worked his way into what appeared to be a comfortable third.

But with 200 meters to go, Lavelle faded, and without a kick, dropped to eighth. After the race, he walked off the track with a noticeable limp, his left shin bleeding from spike marks he suffered in the race.

After a disappointing finish in the long jump, Canyon's Allison Franke qualified in her specialty event, the discus, with a toss of 151-10, fourth-best overall. Franke, who fouled twice in the long jump before leaping 17-7, made up for the disappointment with an discus series of 151-5, 151-10 and 150-8.

In the girls' shot put, Irvine's Bev Oden advanced with a mark of 40-foot-9, eighth-best overall. Edison's Leslee Briggs, the county's season leader at 41-11 1/2, fouled on two of her three attempts. Her only legal mark was 39-8, which tied her for tenth.

In the girls' high jump, El Dorado's Lori Svoboda advanced with a leap of 5-6. That mark tied her for first with defending state champion Crissy Mills of North Hollywood Campbell Hall. Svoboda, who defeated Mills last Friday to win the Masters title, passed on the first three heights, cleared 5-4 on her

first attempt, passed at 5-5, and cleared 5-6 again on her first try. Mills duplicated Svoboda's series exactly.

Other county athletes who advanced to tonight's finals were Edison's Doug Nichols (sixth-best 800 at 1:54.11); Capistrano Valley's Laurinda Mulhaupt (fifth-best 800 at 2:15.38); Magnolia's Phouphet Singbandith (fourth-best triple jump at 49-7 3/4); Westminster's Shelly Tochluk (the final 400 qualifier at 56.34); Valencia's Eric Whitcomb, and Irvine's Sean Rogan (both 14-4 in the pole vault); Edison's Greg Thurston (56-3 3/4

shot put); Edison's boys 1,600-meter relay team (3:19.84).

State Meet Notes:

The boys' and girls' 3,200-meter finals are tonight and include Santa Ana Valley's **Jimmy Rodriguez** and Katella sophomore **Martha Pinto** . . . Other county athletes whose season came to an end Friday night included: Esperanza's **Chuck Underwood** (54-2 1/2 shot put); Foothill's **Elizabeth Bauer** (5-2 in the high jump); Woodbridge's **Louie Muniz** (39.56 in the 300 hurdles); Sonora's **Shannon Bryant** (300 hurdles); Mater Dei sophomore **Melissa McDonald** (17-11 1/4 in the long jump); Mission Viejo's **Allison Axtell** (17-5 in the long jump); San Clemente sophomore **Tlm Martin** (10.77 in the 100 meters; ties him for the alternate position); Foothill's **Janette Reed** (2:21 in the 800).


CIF/Reebok[®]

CALIFORNIA HIGH SCHOOL CHAMPIONSHIPS

1989

STATE TRACK FINALS

SATURDAY'S FINALISTS



CIF California
Interscholastic
Federation

Reebok 



400 METER RELAY, GIRLS

Records - NATIONAL : 45.11
STATE MEET : 45.13

HAWTHORNE, CA
BERKELEY

1985
1981

ENTRANT #	NAME	GR	AFFILIATION	PREV. MARK	POSITION	PLACE	MARK
252	SANTA MONICA		Santa Monica	SS 48.32	1	-----	-----
27	BAKERSFIELD		Bakersfield	CE 47.94	2	-----	-----
64	DORSEY		Dorsey	LA 47.56	3	-----	-----
250	RIO MESA		Rio Mesa	SS 47.47	4	-----	-----
249	MUIR		Muir	SS 46.78	5	-----	-----
248	HAWTHORNE		Hawthorne	SS 47.37	6	-----	-----
63	LOCKE		Locke	LA 47.51	7	-----	-----
98	ST. FRANCIS		St Francis	CC 47.66	8	-----	-----
251	ST. BERNARD		St Bernard	SS 48.28	9	-----	-----

400 METER RELAY, BOYS

Records - NATIONAL : 40.0
STATE MEET : 40.24

AUSTIN REAGAN HS, TEXAS
HAWTHORNE

1988
1989

ENTRANT #	NAME	GR	AFFILIATION	PREV. MARK	POSITION	PLACE	MARK
292	MUIR		Muir	SS 41.95	1	-----	-----
289	LONG BEACH POLY		Long Beach Poly	SS 41.92	2	-----	-----
291	LYNWOOD		Lynwood	SS 41.79	3	-----	-----
48	WASHINGTON		Washington	LA 41.55	4	-----	-----
288	HAWTHORNE		Hawthorne	SS 40.24	5	-----	-----
154	OAKLAND		Oakland	OK 41.17	6	-----	-----
47	DORSEY		Dorsey	LA 41.65	7	-----	-----
290	DOMINGUEZ		Dominguez	SS 41.90	8	-----	-----
134	EDISON		Edison	CE 41.95	9	-----	-----

1600 METERS, GIRLS

Records - NATIONAL : 4:39.92
STATE MEET : 4:39.92

POLLY PLUMER, Irvine, CA (University)
POLLY PLUMER, Irvine, CA (University)

1982
1982

ENTRANT #	NAME	GR	AFFILIATION	PREV. MARK	POSITION	PLACE	MARK
43	ROSETTA HUNTER	11	Locke	LA 5:06.43	1	-----	-----
402	SARAH RILEY	10	Campolindo	NC 5:05.16	2	-----	-----
93	EVIE BARRY	12	Santa Teresa	CC 4:58.83	3	-----	-----
211	KAREN HECOX	11	South Hills	SS 4:55.59	4	-----	-----
90	BETH BARTHOLOMEW	12	Fremont	CC 4:55.36	5	-----	-----
479	KIRA JORGENSEN	12	Rancho Buena Vista	SD 4:55.44	6	-----	-----
210	SHELLEY TAYLOR	9	Edison	SS 4:58.77	7	-----	-----
10	LORI MILLER	9	North Bakersfield	CE 5:04.25	8	-----	-----
107	LISA LOPEZ	10	Balboa	SF 5:06.20	9	-----	-----

1600 METERS, BOYS

Records - NATIONAL : 3:58.30
STATE MEET : 4:05.4

JIM RYUN, Wichita, Ka East
MARK SCHILLING, Garden Grove

1965
1972

ENTRANT #	NAME	GR	AFFILIATION	PREV. MARK	POSITION	PLACE	MARK
361	JOHN MUMM	12	Nevada Union	SJ 4:16.94	1	-----	-----
521	JORGE RODRIGUEZ	12	Fallbrook	SD 4:16.15	2	-----	-----
245	MIKE NIELSEN	12	Mater Dei	SS 4:15.05	3	-----	-----
239	COLEY CANDAELE	11	Carpinteria	SS 4:14.46	4	-----	-----
244	TODD LEWIS	12	Burbank	SS 4:12.66	5	-----	-----
247	LOUIE QUINTANA	10	Arroyo Grande	SS 4:13.00	6	-----	-----
520	FRANCIS O'NEILL	12	San Pasqual	SD 4:14.82	7	-----	-----
422	ELI RICCA	12	Arcata	NC 4:15.50	8	-----	-----
36	DANNY JORDAN	11	Venice	LA 4:16.46	9	-----	-----

100 METER HURDLES, GIRLS

Records - NATIONAL : 13.33

DAWN BOWLES (Neptune HS)

S. Plainfield, NJ '88

STATE MEET : 13.34

JANEENE VICKERS, Pomona

1987

ENTRANT #	NAME	GR	AFFILIATION	PREV. MARK	POSITION	PLACE	MARK
369	JULITA PERIL	12	Ygnacio Valley	NC 14.52	1	-----	-----
326	NICOLE REDMOND	12	Hogan	SJ 14.38	2	-----	-----
346	ANDREA SWIFT	12	Benicia	NC 14.35	3	-----	-----
309	KWANI STEWART	11	Yuba City	SJ 14.00	4	-----	-----
195	FELICE LIPSCOMB	11	Santa Monica	SS 13.94	5	-----	-----
50	LATANYA DAVENPORT	12	Locke	LA 13.95	6	-----	-----
69	KERI SANCHEZ	10	Santa Teresa	CC 14.17	7	-----	-----
453	KIM DILL	11	Poway	SD 14.36	8	-----	-----
222	DEDI STUART	12	Long Beach Poly	SS 14.40	9	-----	-----

110 METER HURDLES, BOYS

Records - NATIONAL : 12.9

RENALDO NEHEMIAH, Fanwood, NJ

(Scotch Plains) 1977

STATE MEET : 13.41

STEVE KERHO, Mission Viejo

1982

ENTRANT #	NAME	GR	AFFILIATION	PREV. MARK	POSITION	PLACE	MARK
464	MARIO O'CONNER	12	Escondido	SD 14.71	1	-----	-----
54	GREG ROJAS	12	Gilroy	CC 14.57	2	-----	-----
261	ANTHONY JENNINGS	12	Claremont	SS 14.47	3	-----	-----
371	RAY JOHNSON	12	Vacaville	SJ 14.44	4	-----	-----
370	JOHN PRUDENTI	12	Siena	SJ 14.09	5	-----	-----
258	WILLIAM HENRY	12	Arroyo Grande	SS 14.14	6	-----	-----
259	KEITH POUNCEY	12	Hawthorne	SS 14.45	7	-----	-----
260	GREG GREENE	11	Garey	SS 14.52	8	-----	-----
414	ERIC BELL	10	Castle Park	SD 14.65	9	-----	-----

400 METERS, GIRLS

Records - NATIONAL : 52.39

DENEAN HOWARD, Granada Hills (Kennedy)

1980

STATE MEET : 52.39

DENEAN HOWARD, Granada Hills (Kennedy)

1980

ENTRANT #	NAME	GR	AFFILIATION	PREV. MARK	POSITION	PLACE	MARK
202	SHELLY TOCHLUK	12	Westminster	SS 56.34	1	-----	-----
473	SHANI FREEMAN	12	Crawford	SD 56.24	2	-----	-----
36	KIM McALLISTER	12	Locke	LA 56.07	3	-----	-----
200	JEANINE STEWART	12	Duarte	SS 55.89	4	-----	-----
4	JANICE NICHOLS	9	Bakersfield	CE 55.37	5	-----	-----
34	ANGELA ROLFE	12	Dorsey	LA 55.71	6	-----	-----
314	TANYA DOOLEY	11	Bret Harte	SJ 55.94	7	-----	-----
392	CELA TAYLOR	12	Encinal	NC 56.10	8	-----	-----
201	KEISHA MARVIN	12	Hawthorne	SS 56.30	9	-----	-----

400 METERS, BOYS

Records - NATIONAL : 45.5

ANTHONY KETCHUM, TX

Needleville

1981

STATE MEET : 45.7

CHIP RISH, (Marina)

1985

ENTRANT #	NAME	GR	AFFILIATION	PREV. MARK	POSITION	PLACE	MARK
238	JERRALD McCLADDIE	10	Centennial	SS 49.03	1	-----	-----
353	SCOTT BRUAN	12	Placer	SJ 48.86	2	-----	-----
29	SIMON JONES	12	Washington	LA 48.74	3	-----	-----
236	JEFF INGALLS	12	Agoura	SS 48.58	4	-----	-----
234	ROOSEVELT LANGSTON	12	Dominguez	SS 48.21	5	-----	-----
26	BENO BRYANT	12	Dorsey	LA 48.40	6	-----	-----
235	TONY BORQUEZ	12	Alemany	SS 48.60	7	-----	-----
31	JOHN FLOYD	11	Locke	LA 48.83	8	-----	-----
518	JEROME GROSS	12	Hoover	SD 48.92	9	-----	-----

100 METERS, GIRLS

Records - NATIONAL : 11.29

BARBARA BELL, Forth Worth, TX (Trimble Tech)

1981

STATE MEET : 11.38

ANGELA BURNHAM, Rio Mesa

1989

ENTRANT #	NAME	GR	AFFILIATION	PREV. MARK	POSITION	PLACE	MARK
195	FELICE LIPSCOMB	11	Santa Monica	SS 12.07	1	-----	-----
31	DEBRA HAMILTON	12	Locke	LA 12.06	2	-----	-----
85	JOSLYN MACK	12	St Francis	CC 11.98	3	-----	-----
76	ANNETTE COLEMAN	12	Carlmont	CC 11.82	4	-----	-----
193	INGER MILLER	11	Muir	SS 11.38	5	-----	-----
192	ANGELA BURNHAM	12	Rio Mesa	SS 11.41	6	-----	-----
194	CHARLOTTE VINES	12	San Marcos	SS 11.88	7	-----	-----
196	TAMI GRAY	12	Compton	SS 12.04	8	-----	-----
32	DEEDEE SMALL	11	Dorsey	LA 12.06	9	-----	-----

100 METERS, BOYS

Records - NATIONAL : 10.18

ROY MARTIN, Dallas, TX

(Roosevelt)

1985

STATE MEET : 10.41

Barry Smith, Mission SF

1989

ENTRANT #	NAME	GR	AFFILIATION	PREV. MARK	POSITION	PLACE	MARK
507	GLEN REYES	12	Orange Glen	SD 10.71	1	-----	-----
335	WILLIE CLARK	11	Wheatland	NO 10.70	2	-----	-----
225	CHRIS ALEXANDER	11	Hawthorne	SS 10.56	3	-----	-----
224	CURTIS CONWAY	12	Hawthorne	SS 10.48	4	-----	-----
136	BARRY SMITH	12	Mission	SF 10.41	5	-----	-----
147	JEFF LAYNES	12	Oakland	OK 10.43	6	-----	-----
105	JAMES STALLWORTH	12	Tulare	CE 10.51	7	-----	-----
25	DONOVAN BURKS	11	Washington	LA 10.69	8	-----	-----
514	KIYOSHI MOODY	12	Castle Park	SD 10.70	9	-----	-----

800 METERS, GIRLS

Records - NATIONAL : 2:04.5

JOETTA CLARK, Maplewood, NJ

(Columbia)

1980

STATE MEET : 2:04.91

Trena Hull, Compton

1984

ENTRANT #	NAME	GR	AFFILIATION	PREV. MARK	POSITION	PLACE	MARK
476	GINA WESTBY	11	Torrey Pines	SD 2:16.44	1	-----	-----
91	TARSHA HANDY	12	Archbishop Mitty	CC 2:15.78	2	-----	-----
206	LAURINDA MULHALPT	12	Capistrano Valley	SS 2:15.38	3	-----	-----
8	KATHI ROLDAN	12	Mt Whitney	CE 2:15.11	4	-----	-----
398	BECKY SPIES	10	Livermore	NC 2:11.14	5	-----	-----
298	NICOLE TETER	10	West Valley	NO 2:11.15	6	-----	-----
415	SHERIA MOSES	10	Ramona	SS 2:15.19	7	-----	-----
205	TIM TONEY	11	Atascadero	SS 2:15.65	8	-----	-----
207	PERSEPHONE LOWERY	12	Norco	SS 2:16.43	9	-----	-----

800 METERS, BOYS

Records - NATIONAL : 1:47.31

PETE RICHARDSON, Berkeley

1981

STATE MEET : 1:47.31

PETE RICHARDSON, Berkeley

1981

ENTRANT #	NAME	GR	AFFILIATION	PREV. MARK	POSITION	PLACE	MARK
419	DAN HELD	11	Santa Rosa	NC 1:54.60	1	-----	-----
418	GORDON JOHNSON	12	Piedmont	NC 1:54.31	2	-----	-----
120	TITUS EGAN	11	Clovis	CE 1:53.92	3	-----	-----
79	IAN HUNTER	12	Prospect	CC 1:53.82	4	-----	-----
243	MORGAN BATEMAN	12	Crescenta Valley	SS 1:53.57	5	-----	-----
239	COLEY CANDAELE	11	Carpinteria	SS 1:53.61	6	-----	-----
520	FRANCIS O'NEILL	12	San Pasqual	SD 1:53.82	7	-----	-----
240	DOUG NICHOLS	12	Edison	SS 1:54.11	8	-----	-----
78	GRAIG MAGNESS	12	Santa Teresa	CC 1:54.57	9	-----	-----

300 METER HURDLES, GIRLS

Records - NATIONAL : 40.18
STATE MEET : 40.26

LESLIE MAXIE, Millbrae, CA (Mills)
JANEENE VICKERS, (Pomona)

1984

1987

ENTRANT #	NAME	GR	AFFILIATION	PREV. MARK	POSITION	PLACE	MARK
309	KWANI STEWART	11	Yuba City	SJ 45.39	1	-----	-----
6	EDWINA AMMONDS	12	Roosevelt	CE 44.78	2	-----	-----
71	BRITT ANDERSON	12	Palo Alto	CC 44.52	3	-----	-----
328	TANYA SMITH	10	Cordova	SJ 44.18	4	-----	-----
224	MICHELLE DODSON	12	Cajon	SS 43.64	5	-----	-----
225	TWILA SIMS	9	Lompoc	SS 43.88	6	-----	-----
69	KERI SANCHEZ	10	Santa Teresa	CC 44.44	7	-----	-----
226	SHANNON WIEBELHAUS	12	Rio Mesa	SS 44.68	8	-----	-----
70	KRISTI PAASO	11	Los Altos	CC 44.82	9	-----	-----

300 METER HURDLES, BOYS

Records - NATIONAL : 35.32
STATE MEET : 35.50

GEORGE PORTER, Lompoc, CA (Cabrillo)
GEORGE PORTER, Lompoc, CA (Cabrillo)

1985

1985

ENTRANT #	NAME	GR	AFFILIATION	PREV. MARK	POSITION	PLACE	MARK
497	DEXTER MONROE	12	Patrick Henry	SD 39.11	1	-----	-----
56	TOM MCGUIRK	12	St Ignatius	CC 38.37	2	-----	-----
352	TOM COOK	12	Merced	SJ 38.11	3	-----	-----
258	WILLIAM HENRY	12	Arroyo Grande	SS 37.90	4	-----	-----
55	ROCKY MORRIS	11	Andrew Hill	CC 37.76	5	-----	-----
370	JOHN PRUDENTI	12	Siena	SJ 37.81	6	-----	-----
263	CHARLES BROWN	12	Channel Island	SS 38.00	7	-----	-----
264	EDWARD CABS	12	Long Beach Poly	SS 38.24	8	-----	-----
5	CHRISTOPHER ROULIER	12	Carson	LA 38.99	9	-----	-----

200 METERS, GIRLS

Records - NATIONAL : 23.0
STATE MEET : 23.19

WENDA VEREEN, Trenton, NJ
SHERRI HOWARD, Granada Hills (Kennedy)

1983

1980

ENTRANT #	NAME	GR	AFFILIATION	PREV. MARK	POSITION	PLACE	MARK
392	CELA TAYLOR	12	Encinal	NC 24.82	1	-----	-----
199	TAMIKA BRADFORD	10	Dominguez	SS 24.73	2	-----	-----
76	ANNETTE COLEMAN	12	Carlmont	CC 24.45	3	-----	-----
34	ANGELA ROLFE	12	Dorsey	LA 24.32	4	-----	-----
193	INGER MILLER	11	Muir	SS 23.71	5	-----	-----
192	ANGELA BURNHAM	12	Rio Mesa	SS 23.76	6	-----	-----
312	TANAYA DOOLEY	11	Bret Harte	SJ 24.37	7	-----	-----
197	TAMINIKA TERRY	10	Muir	SS 24.62	8	-----	-----
313	LANIA BRICE	11	Tokay	SJ 24.83	9	-----	-----

200 METERS, BOYS

Records - NATIONAL : 20.0
STATE MEET : 20.77

ROY MARTIN, Dallas, TX (Roosevelt)
HENRY THOMAS, Hawthorne

1985

1984

ENTRANT #	NAME	GR	AFFILIATION	PREV. MARK	POSITION	PLACE	MARK
507	GLEN REYES	12	Orange Glen	SD 21.47	1	-----	-----
229	RUSSELL WHITE	12	Crespi	SS 21.62	2	-----	-----
114	LESLIE HAYMON	12	Edison	CE 21.70	3	-----	-----
147	JEFF LAYNES	12	Oakland	OK 21.84	4	-----	-----
224	CURTIS CONWAY	12	Hawthorne	SS 21.04	5	-----	-----
136	BARRY SMITH	12	Mission	SF 21.64	6	-----	-----
335	WILLIE CLARK	11	Wheatland	ND 21.54	7	-----	-----
227	ERIK ALLEN	10	Hawthorne	SS 21.69	8	-----	-----
232	ANDRE GREEN	12	Long Beach Poly	SS 21.75	9	-----	-----

1600 METER RELAY, GIRLS

Records - NATIONAL : 3:37.69

PASADENA, CA

(Muir)

1985

STATE MEET : 3:37.71

KENNEDY, (Granada Hills)

1981

ENTRANT #	NAME	GR	AFFILIATION	PREV. MARK	POSITION	PLACE	MARK
253	GANESHA		Ganesha	SS 3:55.36	1	-----	-----
254	DUARTE		Duarte	SS 3:54.81	2	-----	-----
101	ARCHBISHOP MITTY		Archbishop Mitty	CC 3:53.73	3	-----	-----
98	ST. FRANCIS		St Francis	CC 3:51.07	4	-----	-----
63	LOCKE		Locke	LA 3:49.83	5	-----	-----
248	HAWTHORNE		Hawthorne	SS 3:49.84	6	-----	-----
249	MUIR		Muir	SS 3:53.19	7	-----	-----
250	RIO MESA		Rio Mesa	SS 3:54.73	8	-----	-----
484	MT. CARMEL		Mt Carmel	SD 3:55.28	9	-----	-----

1600 METER RELAY, BOYS

Records - NATIONAL : 3:07.40

HAWTHORNE, CA

1985

STATE MEET : 3:08.94

BERKELEY

1981

ENTRANT #	NAME	GR	AFFILIATION	PREV. MARK	POSITION	PLACE	MARK
154	OAKLAND		Oakland	OK 3:19.03	1	-----	-----
134	EDISON		Edison	CE 3:17.84	2	-----	-----
292	MUIR		Muir	SS 3:17.68	3	-----	-----
293	PASADENA		Pasadena	SS 3:16.70	4	-----	-----
47	DORSEY		Dorsey	LA 3:16.29	5	-----	-----
288	HAWTHORNE		Hawthorne	SS 3:16.34	6	-----	-----
392	FAIRFIELD		Fairfield	SJ 3:17.30	7	-----	-----
48	WASHINGTON		Washington	LA 3:17.78	8	-----	-----
531	HENRY		Patrick Henry	SD 3:18.90	9	-----	-----

HIGH JUMP, BOYS

Records - NATIONAL : 7-05.25

DOTHIEL EDWARDS, Athens, GA

(Cedar Shoals)

1984

STATE MEET : 7-03.25

LEE BALKIN, Glendale

1979

ENTRANT #	NAME	GR	AFFILIATION	PREV. MARK	POSITION	PLACE	MARK
503	JOE BUCHANON	12	San Marcos	SD 6-08.0	1	-----	-----
331	KIMANI HAAZIQ	12	Las Plumas	NO 6-08.0	2	-----	-----
103	RUBEN HENDRIX	11	South Bakersfield	CE 6-08.0	3	-----	-----
276	BOBBY ROBINSON	10	Cabrillo	SS 6-08.0	4	-----	-----
448	KEVIN KEANE	12	De La Salle	NC 6-08.0	5	-----	-----
446	GABE MANVILLE	12	Santa Rosa	NC 6-08.0	6	-----	-----
449	PAUL MALONEY	12	St Vincent	NC 6-08.0	7	-----	-----
447	JIM O'SULLIVAN	12	Sir Francis Drake	NC 6-08.0	8	-----	-----
272	MARK WILSON	12	Charter Oak	SS 6-08.0	9	-----	-----

POLE VAULT, BOYS

Records - NATIONAL : 17-09.5

JOE DIAL, Marlow, OKLA

1981

STATE MEET : 17-00.5

ANTHONY CURRAN, (Crespi)

1978

ENTRANT #	NAME	GR	AFFILIATION	PREV. MARK	POSITION	PLACE	MARK
101	BRAD HABBERRY	11	Bakersfield	CE 14-04.0	1	-----	-----
500	WES STEPHENS	11	Orange Glen	SD 14-04.0	2	-----	-----
267	ERIC WHITCOMB	12	Valencia	SS 14-04.0	3	-----	-----
270	SEAN ROGAN	12	Irvine	SS 14-04.0	4	-----	-----
231	JEREMY MOORE	12	Yreka	NO 14-04.0	5	-----	-----
57	JIM LAWRENCE	12	Del Mar	CC 14-04.0	6	-----	-----
268	TIM CAMILLO	12	Leuzinger	SS 14-04.0	7	-----	-----
9	GREG SHEETS	12	Taft	LA 14-04.0	8	-----	-----
269	GREG WILER	12	Rolling Hills	SS 14-04.0	9	-----	-----

LONG JUMP, BOYS

Records - NATIONAL : 25-09.5 GERALD HARDEMAN, Fresno, CA (Edison) 1972
 STATE MEET : 25-04.5 JERRY PROCTER (John Muir) 1967

ENTRANT #	NAME	GR	AFFILIATION	PREV. MARK	POSITION	PLACE	MARK
229	RUSSELL WHITE	12	Crespi	SS 23-09.25	1	-----	-----
17	DERRIL WHITE	12	Monroe	LA 23-09.5	2	-----	-----
506	TOM BROWN	12	Castle Park	SD 23-10.0	3	-----	-----
450	RAGUE BELINA	10	De La Salle	NC 23-10.25	4	-----	-----
332	DERRICK SMITH	12	Wheatland	NO 23-11.5	5	-----	-----
278	ANTHONY SMITH	11	Hawthorne	SS 23-11.75	6	-----	-----
505	JEROME PRICE	11	University City	SD 24-06.5	7	-----	-----
336	RICH LACCAY	12	Moreau	NC 24-06.75	8	-----	-----
105	JAMES STALLWORTH	12	Tulare	CE 25-05.5	9	-----	-----

TRIPLE JUMP, BOYS

Records - NATIONAL : 52-10.5 CHARLES MAYFIELD, Pasadena CA (Muir) 1980
 STATE MEET : 52-04.75 KEN FRAZIER (Mission, SF) 1981

ENTRANT #	NAME	GR	AFFILIATION	PREV. MARK	POSITION	PLACE	MARK
282	PATRICK SCOTT	12	Wilson (Long Beach)	SS 47-10.25	1	-----	-----
281	HIGA GABE	11	Quartz Hill	SS 48-00.0	2	-----	-----
384	CARL MACK	12	Davis	SJ 48-03.25	3	-----	-----
262	JAMAL BUSH	12	Wilson (Long Beach)	SS 49-01.5	4	-----	-----
109	MARTO FISHER	12	Bakersfield	CE 49-04.5	5	-----	-----
283	PHOUPHET SINGBANDITH	11	Magnolia	SS 49-07.75	6	-----	-----
229	RUSSELL WHITE	12	Crespi	SS 50-06.0	7	-----	-----
108	DeANDRE ROBERSON	12	West Bakersfield	CE 50-09.25	8	-----	-----
508	LENNY MCGILL	12	Orange Glen	SD 51-02.0	9	-----	-----

SHOT PUT, BOYS

Records - NATIONAL : 77-00.0 MICHAEL CARTER, Dallas, TX (Jefferson) 1979
 STATE MEET : 68-04.0 BRIAN BLUTREICH (Capo Valley) 1985

ENTRANT #	NAME	GR	AFFILIATION	PREV. MARK	POSITION	PLACE	MARK
287	GREG THURSTON	12	Edison	SS 56-03.75	1	-----	-----
367	JASON FORD	12	Casa Roble	SJ 57-00.0	2	-----	-----
111	KEITH JONES	12	Hoover	CE 57-00.5	3	-----	-----
387	ROGER JOHNSON	12	Atwater	SJ 57-07.75	4	-----	-----
69	MARC HARISAY	12	Piedmont	CC 57-09.0	5	-----	-----
257	MATT WILEY	12	Hemet	SS 59-10.0	6	-----	-----
68	JOE HICKS	12	Hollister	CC 60-01.0	7	-----	-----
284	JOE BAILEY	12	Wilson (Long Beach)	SS 60-10.25	8	-----	-----
511	BRENT NOON	11	Fallbrook	SD 66-07.5	9	-----	-----

DISCUS, BOYS

Records - NATIONAL : 224-03.0 KAMY KESHMIRI, Reno, NV 1987
 STATE MEET : 203-04.0 BRIAN BLUTREICH, (Capo Valley) 1985

ENTRANT #	NAME	GR	AFFILIATION	PREV. MARK	POSITION	PLACE	MARK
430	JASON SISNEROS	11	James Logan	NC 167-11.0	1	-----	-----
131	MATT KARSEVAR	11	Clovis	CE 168-04.0	2	-----	-----
130	JON FRANK	11	Bakersfield	CE 168-09.0	3	-----	-----
367	JASON FORD	12	Casa Roble	SJ 169-00.0	4	-----	-----
256	GREG HODEL	11	Don Lugo	SS 171-00.0	5	-----	-----
255	ROBERT CLARK	12	Walnut	SS 180-11.0	6	-----	-----
511	BRENT NOON	11	Fallbrook	SD 181-02.0	7	-----	-----
129	DERRICK STEVENS	12	Bakersfield	CE 182-08.0	8	-----	-----
253	JOHN GALLAGHER	12	Palm Desert	SS 190-10.0	9	-----	-----

HIGH JUMP, GIRLS

Records - NATIONAL : 6-02.75

LATRESE JOHNSON, Clovis, CA

1985

STATE MEET : 6-02.0

LATRESE JOHNSON, Clovis

1985

ENTRANT #	NAME	GR	AFFILIATION	PREV. MARK	POSITION	PLACE	MARK
374	JACKIE HURT	11	Analy	NC 5-05.0	1	-----	-----
18	KARIS GARDNER	10	Sierra	CE 5-06.0	2	-----	-----
231	MARILYN CRAGIN	12	Miraleste	SS 5-06.0	3	-----	-----
38	MELANIE CLARKE	12	El Camino Real	LA 5-06.0	4	-----	-----
330	CINDY HARMON	11	Oak Ridge	SJ 5-06.0	5	-----	-----
329	JC BROUGHTON	12	Woodland	SJ 5-06.0	6	-----	-----
55	LORI MERTES	11	Chatsworth	LA 5-06.0	7	-----	-----
229	LORI SVDBODA	12	El Dorado	SS 5-06.0	8	-----	-----
228	CRISSY MILLS	11	Campbell Hall	SS 5-06.0	9	-----	-----

LONG JUMP, GIRLS

Records - NATIONAL : 22-01.75

KATHY McMILLIAN, Raeford, NC (Hoke County)

1976

STATE MEET : 20-09.75

WENDY BROWN, Woodside

1984

ENTRANT #	NAME	GR	AFFILIATION	PREV. MARK	POSITION	PLACE	MARK
378	AMEY MITCHELL	10	Rancho Cotate	NC 18-05.0	1	-----	-----
20	TANNEL HOUSE	10	Hoover	CE 18-06.0	2	-----	-----
77	M VELTMAN	12	Leland	CC 18-08.0	3	-----	-----
69	KERI SANCHEZ	10	Santa Teresa	CC 18-08.75	4	-----	-----
104	YOLANDA BURTON	12	McAteer	SF 18-09.75	5	-----	-----
460	ROCHELLE JOHNSON	12	Patrick Henry	SD 18-10.0	6	-----	-----
459	NEDRA DILLON	12	Mission Bay	SD 18-10.75	7	-----	-----
233	JULIANA YENDORK	10	Walnut	SS 20-06.5	8	-----	-----
76	ANNETTE COLEMAN	12	Carlmont	CC 20-07.0	9	-----	-----

TRIPLE JUMP, GIRLS

Records - NATIONAL : 42-10.5

WENDY BROWN, Woodside, CA

1984

STATE MEET : 42-10.5

WENDY BROWN, Woodside

1984

ENTRANT #	NAME	GR	AFFILIATION	PREV. MARK	POSITION	PLACE	MARK
112	ANGEL CARVER	12	Washington	SF	1	-----	-----
70	KRISTI PAASO		Los Altos	CC	2	-----	-----
240	HEDI BROOKS	11	Atascadero	SS	3	-----	-----
460	ROCHELLE JOHNSON	12	Patrick Henry	SD	4	-----	-----
69	KERI SANCHEZ	10	Santa Teresa	CC	5	-----	-----
234	LISA LESLIE	11	Morningside	SS	6	-----	-----
238	KRYSTAL KIRKLAND	12	Hesperia	SS	7	-----	-----
379	STEFANIE HANF	10	Ygnacio Valley	NC	8	-----	-----
233	JULIANA YENDORK	10	Walnut	SS	9	-----	-----

SHOT PUT, GIRLS

Records - NATIONAL : 53-07.75

NATALIE KAAIAWAHIA, Fullerton CA

1983

STATE MEET : 52-07.5

NATALIE KAAIAWAHIA, Fullerton

1983

ENTRANT #	NAME	GR	AFFILIATION	PREV. MARK	POSITION	PLACE	MARK
466	MULU TOSI	12	Morse	SD 39-10.75	1	-----	-----
242	BEVERLY ODEN	12	Irvine	SS 40-09.0	2	-----	-----
464	JENNIFER VIAVIA	12	Madison	SD 40-09.5	3	-----	-----
245	MARY GUINAN	12	Hesperia	SS 40-10.25	4	-----	-----
339	TANISHA HUDDLESTON	10	Merced	SJ 41-03.0	5	-----	-----
79	SHANNON PARKER	12	St Francis	CC 41-06.25	6	-----	-----
337	DANYL MITCHELL	11	Vallejo	SJ 41-06.5	7	-----	-----
80	CHRISTY BRUNO	12	North Monterey	CC 42-03.75	8	-----	-----
22	MELISA WEIS	11	Bakersfield	CE 43-03.5	9	-----	-----

DISCUS GIRLSRecords - NATIONAL : 176-04.0
STATE MEET : 172-11.0CINDY JOHNSON, Chandler, AZ
LESLIE DENIZ, Gridley1982
1980

<u>ENTRANT #</u>	<u>NAME</u>	<u>GR</u>	<u>AFFILIATION</u>	<u>PREV. MARK</u>	<u>POSITION</u>	<u>PLACE</u>	<u>MARK</u>
25	SUZY JOST	11	Immanuel	CE 140-00.0	1	-----	-----
82	JENNY PETERS	12	Gunn	CC 142-04.0	2	-----	-----
83	KATIE McCANDLESS	12	Watsonville	CC 143-02.0	3	-----	-----
469	CHRISTINE OLEKSOW	12	Monte Vista	SD 144-04.0	4	-----	-----
383	JULIE DeJARLAIS	12	Las Lomas	NC 145-09.0	5	-----	-----
236	ALLISON FRANKE	12	Canyon (Anaheim)	SS 151-10.0	6	-----	-----
387	DEBBIE CEMPELLIN	12	Amador Valley	NC 154-07.0	7	-----	-----
246	CANDY ROBERTS	12	Don Lugo	SS 155-06.0	8	-----	-----
22	MELISA WEIS	11	Bakersfield	CE 163-09.0	9	-----	-----



Reebok®

PROGRAM PRINTED BY:

COPI-FAX RENTAL SYSTEMS

John Duggan

213 - 860-5744

714 - 995-6722

HIGH SCHOOL TRACK & FIELD

STATE CHAMPIONSHIPS

At Cerritos College

Heat Winner Plus Next Five Fastest Qualify For Finals in Running Events; Top Nine Qualify in Field Events

BOYS

100 METERS

HEAT ONE—Clark (Wheatland), 10.70w (2.81 m.p.s.). Nonqualifiers included—3. Allen (Hawthorne), 10.79; 4. Boyd (SD Lincoln), 10.88; 5. Ricks (Fairfax), 10.94.

HEAT TWO—1. Smith (SF Mission), 10.41 (wind 1.42 m.p.s. aiding) (meet record, old mark, 10.44, H. Thomas, Hawthorne, 1984); 2. Stallworth (Tulare), 10.51; 3. Alexander (Hawthorne), 10.56. Nonqualifiers included—5. Copeland (Dorsey), 10.90.

HEAT THREE—1. Conway (Hawthorne), 10.48 (wind 1.486 m.p.s. aiding); 2. Reyes (Escondido Orange Glen), 10.71. Nonqualifiers included—3. Hargraves (Bishop Montgomery), 10.80; Bryant (Dorsey), did not start.

HEAT FOUR—1. Laynes (Oakland), 10.43w (2.59 m.p.s.); 2. Burks (LA Washington), 10.69; 3. Moody (SD Castle Park), 11.70. Nonqualifiers included—4. Martin (San Clemente), 10.77.

200 METERS

HEAT ONE—1. Conway (Hawthorne), 21.03w (2.14 m.p.s.); 2. Haymon (Fresno Edison), 21.55. Nonqualifiers included—3. Burks (LA Washington), 21.83; 4. Jordan (SD University City), 22.16.

HEAT TWO—Allen (Hawthorne), 21.59w (2.45 m.p.s.). Nonqualifiers included—Anderson (LA Jordan), disqualified for running on lane line; Moody (SD Castle Park), did not run.

HEAT THREE—1. Smith (SF Mission), 21.71w (2.20 m.p.s.); 2. Green (LB Poly), 21.67. Nonqualifiers included—3. Reyes (Escondido Orange Glen), 21.75; 4. Jones (LA Washington), 21.76.

HEAT FOUR—1. Laynes (Oakland), 21.48w (2.34 m.p.s.); 2. Clark (Wheatland), 21.49; 3. White (Crespi), 21.64; 4. Kaufman (Lompoc), 21.71. Nonqualifiers included—Copeland (Dorsey), did not run.

400 METERS

HEAT ONE—1. Langston (Dominique), 48.21; 2. Bryan (Auburn Placer), 48.86. Nonqualifiers included—4. Elerge (Crenshaw), 48.34.

HEAT TWO—1. Bryant (Dorsey), 48.40; 2. Ingalls (Agoura), 48.58; 3. Gross (SD Hoover), 48.92.

HEAT THREE—Jones (LA Washington), 48.74. Nonqualifiers included—2. Stone (Arroyo Grande), 49.12; 3. Hernandez (Chula Vista Montgomery), 50.20.

HEAT FOUR—1. Borquez (Alemany), 48.60; 2. Floyd (Locke), 48.83; 3. McCladde (Centennial), 49.03. Nonqualifiers included—7. Brown (SD Castle Park), 53.84.

600 METERS

HEAT ONE—1. Candaele (Carpinteria), 1:53.61; 2. Magness (San Jose Santa Teresa), 1:54.57. Nonqualifiers included—Mitchell (Pasadena), finished third but disqualified for interference.

HEAT TWO—1. Hunter (San Jose Prospect), 1:53.82; 2. Egan (Clovis), 1:53.92; 3. Nichols (Huntington Beach Edison), 1:54.11; 4. Held (Santa Rosa), 1:54.60. Nonqualifiers included—5. Martin (Lakeside El Capitan), 1:55.30; 7. Glasband (North Hollywood), 2:09.37.

HEAT THREE—1. Bateman (Crescenta Valley), 1:53.57; 2. O'Neill (Escondido San Pasqual), 1:53.82. Nonqualifiers included—7. Bostic (LA University), 2:01.28.

HEAT FOUR—Johnson (Piedmont), 1:54.31. Nonqualifiers included—2. Collins (Hemet), 1:55.23; 3. Manley (LA Banning), 1:56.52; 5. Jackowski (SD Mira Mesa), 1:58.41.

Bernardino, 3:19.33; 3. SD Morse, 3:22.29.

HIGH JUMP

Hendrix (Bakersfield South), Buchanan (San Marcos, SD Section), Maloney (Petaluma St. Vincent's), Robinson (Cabrillo), Haaizi (Oroville Las Plumas), Keane (Concord del la Salle), O'Sullivan (San Anselmo Drake), Wilson (Charter Oak) and Manville (Santa Rosa), all 6-8. Nonqualifiers included—Herman (SD Mt. Carmel) and Bowling (Canoga Park), 6-7; Alexander (LA University), Walker (Lakewood), Garcia (St. Anthony) and Anderson (Riverdale North), 6-4; Blake (Granada Hills Kennedy) and, Klasrr (Chula Vista Hilltop, no height).

SHOTPUT

Noon (Fallbrook), 66-7½; Bailey (LB Wilson), 60-10¼; Hicks (San Benito Hollister), 60-1; Wiley (Hemet), 59-10; Harisay (Piedmont), 57-9; Johnson (Atwater), 57-7½; Jones (Fresno Hoover), 57-0½; Ford (Orangevale Casa Roble), 57-0; Thurston (Huntington Beach Edison), 56-6¼. Nonqualifiers included—11. Bustamonte (Schurr), 54-9½; 13. Underwood (Esperanza), 54-2½; 16. Sherman (Fallbrook), 54-3½; 19. Troxler (SD Mira Mesa), 52-6¼; 20. Whitfield (LA Banning), 52-2; 24. Bernard (LA Taft), 50-5¼; 25. Brown (LA Washington), 47-9; 27. Flores (LA Lincoln), 47-0½.

POLE VAULT

Wiler (Rolling Hills), Maberry (Bakersfield), Sheets (Woodland Hills Taft), Rogan (Irvine), Stephens (Escondido Orange Glen), Moore (Yreka), Camillo (Leuzinger), Lawrence (San Jose Del Mar), Whitcomb (Valencia), all 14-4. Nonqualifiers included—Chase (El Cajon Granite Hills), Hernandez (LA Poly), Degan (San Marcos, SD Section) and Tetreault (Arroyo Grande), 14-0; Sahanjia (Eagle Rock), 13-8.

LONG JUMP

Stallworth (Tulare), 25-5½ (wind .01 m.p.s. aiding) (meet record, old mark, 25-4½, Jerry Procter, Muir, 1967); Laccay (Hayward Moreau), 24-6¼; Price (SD University City), 24-6½; Smith (Hawthorne), 23-1¼; Belina (Concord de la Salle), 23-10¼; Brown (SD Castle Park), 23-10; White (Monroe), 23-9½w (23-2 1/2 legal best); White (Crespi), 23-9¼. Nonqualifiers included—10. Campbell (Perris), 23-2½; 14. Shah (Dorsey), 22-9½w (21-11¼); 15. Duff (Etiwanda), 22-8½; 17. Woodard (Brentwood), 22-7¼; 24. Reyes (Escondido Orange Glen), 21-9½w; 25. Roulier (Carson), 21-8½; 26. Erhardt (Canoga Park), 21-7¼.

TRIPLE JUMP

McGill (Escondido Orange Glen), 51-2; Roberson (West Bakersfield), 50-9¼; White (Crespi), 50-6; Singbandith (Magnolia), 49-7¼; Fisher (Bakersfield), 49-4¼; Bush (LB Wilson), 49-1½; 7. Mack (Davis), 48-3¼w (47-9¼ legal best); Scott (LB Wilson), 47-10¼. Nonqualifiers included—11. Jordan (LA Jordan), 48-10¼; 18. Alexander (LA University), 45-5; 20. Johns (Oceanside El Camino), 45-1; 22. McHenry (SD Patrick Henry), 44-1¼; 23. Morris (LA Banning), 43-9; Shah (Dorsey), did not jump.

DISCUS

Gallagher (Palm Desert), 190-10; Stevens (Bakersfield), 182-8; Noon (Fallbrook), 181-2; Clark, (Walnut), 180-11; Hodel (Don Lugo), 171-0; Ford (Orangevale Casa Roble), 169-0; Frank (Bakersfield), 168-9; Karsevar (Clovis), 168-4; 9. Sisneros (Union City Logan), 167-11. Nonqualifiers included—10. Nevelle (Palmdale), 166-9; 12. Wiley (Hemet), 165-5; 16. Pitts (Escondido San Pasqual), 155-3; 18. Cummings (SD Claremont), 150-4; 24. Wallace (Birmingham), 96-11.

GIRLS

100 METERS

vale Fremont), 4:55.36 (4:38.9 for 1,500 meters); 2. Hecox (South Hills), 4:55.59 (4:38.9); 3. Barry (San Jose Santa Teresa), 4:58.83 (4:40.4); 4. Lopez (SF Balboa), 5:06.20 (4:47.6). Nonqualifiers included—6. Hornbacher (Vista Rancho Buena Vista, 5:07.50 (4:47.5); 7. Robbins (Hesperia), 5:09.96 (4:50.5); Keim (Escondido San Pasqual), Trujilla (Belmont), no place or time.

HEAT TWO—Jorgensen (Vista Ranchos Buena Vista), 4:55.44 (4:37.3); 2. Taylor (Huntington Beach Edison), 4:58.77 (4:51.6); 3. Miller (Bakersfield North), 5:04.25 (4:44.6); 4. Riley (Moraga Campolindo), 5:05.16 (4:46.3); 5. Hunter (Locke), 5:06.43 (4:48.7). Nonqualifiers included—6. Santoyo (El Monte Mountain View), 5:09.94 (4:51.5); 8. Shaw (Fillmore), 5:11.88 (4:49.9); Ortega (Garfield) and Mendoza (LA Banning), no time or place.

100-METER LOW HURDLES

HEAT ONE—Swift (Benicia), 14.35w (2.21 m.p.s.). Nonqualifiers included—2. Blunt (Escondido San Pasqual), 14.77; 5. Lewis (Dorsey), 15.89; George (Upland), did not run.

HEAT TWO—1. Davenport (Locke), 13.95 (wind 1.33 m.p.s. aiding); 2. Sanchez (San Jose Santa Teresa), 14.17; 3. Stuart (LB Poly), 14.40. Nonqualifiers included—5. Stark (Escondido San Pasqual), 14.98.

HEAT THREE—1. Stewart (Yuba City), 14.00w (2.93 m.p.s.); 2. Dill (Poway), 14.36. Nonqualifiers included—3. Foreman (Locke), 14.78; 6. Tingle (Agoura), 16.31.

HEAT FOUR—1. Lipscomb (Santa Monica), 13.94w (3.57 m.p.s.); 2. Redmond (Vallejo Hogan), 14.38; 3. Peril (Ygnacio Valley), 14.52. Nonqualifiers included—4. House (Riverside Poly), 14.58; 5. Turner (Narbonne), 14.62.

300-METER LOW HURDLES

HEAT ONE—1. Dodson (Cajon), 43.64; 2. Anderson (Palo Alto), 44.52. Nonqualifiers included—4. Hamilton (Locke), 45.66.

HEAT TWO—1. Sanchez (San Jose Santa Teresa), 44.44; 2. Stewart (Yuba City), 45.39. Nonqualifiers included—3. Bryant (LA Habra Sonora), 45.81; 5. Dill (Poway), 47.13; 6. Lewis (Dorsey), 47.69.

HEAT THREE—1. Sims (Lompoc), 43.88; 2. Wiebelhaus (Rio Mesa), 44.68; 3. Paaso (Los Altos), 44.62. Nonqualifiers included—5. Blunt (Escondido San Pasqual), 46.23; 6. Means (Van Nuys), 47.03.

HEAT FOUR—1. Smith (Cordova Rancho Cordova), 44.16; 2. Swift (Benicia), 45.48. Nonqualifiers included—3. Stark (Escondido San Pasqual), 45.59; 4. Davenport (Locke), 46.49; George (Upland), did not run.

400-METER RELAY

HEAT ONE—1. St. Bernard, 48.28; 2. Santa Monica, 48.32; 3. Oakland Bishop O'Dowd, 48.38. Nonqualifiers included—4. SD Morse, 48.57; 6. LA Washington, 50.05.

HEAT TWO—1. Muir, 46.78; 2. Mountain View St. Francis, 47.66; 3. Bakersfield, 47.94. Nonqualifiers—6. San Pedro, 50.19.

HEAT THREE—1. Rio Mesa, 47.47; 2. Dorsey, 47.56. Nonqualifiers included—3. San Diego Mt. Carmel, 48.81.

HEAT FOUR—1. Hawthorne, 47.37; 2. Locke, 47.51. Others included: 4. SD Patrick Henry, 48.77.

1,600-METER RELAY

HEAT ONE—1. Mountain View St. Francis, 3:51.07; 2. Ganessa, 3:55.36. Nonqualifiers included—3. Escondido San Pasqual, 3:56.44; Crenshaw, did not run.

HEAT TWO—1. Muir, 3:53.19; 2. Duarte, 3:54.81; 3. SD Mt. Carmel, 3:55.28. Nonqualifiers included—7. Hamilton, 4:18.15.

Banning, 1:56.52; 5. Jackowski (SD Mira Mesa), 1:58.41.

1,600-METER

HEAT ONE—1. Candaele (Carpinteria), 4:14.46 (3:59.2 for 1,500 meters); 2. O'Neill (Escondido San Pasqual), 4:14.82 (3:59.6); 3. Ricca (Arcata), 4:15.60 (3:59.8); 4. Jordan, 4:16.46 (4:01.4); Nonqualifiers included—6. Ganoa (Belmont), 4:18.82 (4:03.0); 8. Lavelle (Corona del Mar), 4:20.56 (4:04.4).

HEAT TWO—1. Lewis (Burbank), 4:12.66 (3:58.8); 2. Quintana (Arroyo Grande), 4:13.00 (3:58.5); 3. Nielsen (Mater Dei), 4:15.05 (3:58.8); 4. Rodriguez (Fallbrook), 4:16.15 (4:00.5). Nonqualifiers included—6. Padilla (LA Rosevelt), 4:18.68 (4:01.4); 7. Biddle (SD Mt. Carmel), 4:18.07 (4:02.9); 8. Gastelum (Birmingham), 4:18.68 (4:03.4).

110-METER HIGH HURDLES

HEAT ONE—1. Prudenti (Napa Justin Sienal), 14.09 (wind 1.91 m.p.s. aiding); 2. Greene (Garey), 14.52; 3. O'Conner (Escondido), 14.71. Nonqualifiers included—5. Bush (LB Valley), 15.02; 6. Childs (Reseda), 15.32.

HEAT TWO—1. Henry (Arroyo Grande), 14.14 (wind 2.00 m.p.s. aiding); 2. Rojas (Gilroy), 14.57; 3. Bell (SD Castle Park), 14.65. Nonqualifiers included—5. Hawkins (Carson), 14.96.

HEAT THREE—Pouncy (Hawthorne), 14.45 (wind 1.42 m.p.s. aiding). Nonqualifiers included—4. Celosia (Carson), 15.14; 5. Haines (Poway), 15.35.

HEAT FOUR—1. Johnson (Vacaville), 14.44w (2.48 m.p.s.); 2. Jennings (Claremont), 14.47. Nonqualifiers included—3. Johns (San Fernando), 14.72.

300-METER INTERMEDIATE HURDLES

HEAT ONE—Henry (Arroyo Grande), 37.90. Nonqualifiers included—4. Muniz (Woodbridge), 39.56; 6. Simpson (Dorsey), 40.66.

HEAT TWO—1. Prudenti (Napa Justin Sienal), 37.81; 2. McGuirk (SF St. Ignatius), 38.37. Nonqualifiers included—4. O'Conner (Escondido), 39.40; 6. Fuhlarty (Palmdale), 41.02; Celosia (Carson), did not finish.

HEAT THREE—1. Brown (Channel Islands), 38.00; 2. Roulier (Carson), 38.99; 3. Monroe (SD Patrick Henry), 39.11.

HEAT FOUR—1. Morris (San Jose Hill), 37.76; 2. Cook (Merced), 38.11; 3. Cabs (LB Poly), 38.24. Nonqualifiers included—4. Crenshaw (LA Fremont), 39.46; 5. Lewis (SD Mira Mesa), 39.90.

400-METER RELAY

HEAT ONE—1. Hawthorne, 40.24 (State meet record, old mark, 40.78, Muir, 1985); 2. Oakland, 41.17; Lynwood, 41.79. Nonqualifiers included—4. SD Lincoln, 42.48; 5. Canoga Park, 42.62.

HEAT TWO—Dominguez, 41.90. Nonqualifiers included: 2. Carson, 42.19; 3. SD Morse, 42.39; 4. Bakersfield, 42.45.

HEAT THREE—1. Dorsey, 41.65; 2. Muir, 41.95.

HEAT FOUR—1. LA Washington, 41.55; 2. LB Poly, 41.92; 3. Fresno Edison, 41.95. Nonqualifiers included—6.1. Poway, 43.06.

1,600-METER RELAY

HEAT ONE—1. Hawthorne, 3:16.34; 2. Fairfield, 3:17.30; 3. SD Patrick Henry, 3:18.90; 4. Oakland, 3:19.03. Nonqualifiers included—5. Crenshaw, 3:21.26.

HEAT TWO—1. Dorsey, 3:16.29; 2. Muir, 3:17.68. Nonqualifiers included—4. SD Mira Mesa, 3:28.35.

HEAT THREE—1. Pasadena, 3:16.70; 2. Huntington Beach Edison, 3:17.84. Nonqualifiers included—3. Carson, 3:23.00.

HEAT FOUR—LA Washington, 3:17.78. Nonqualifiers included—2. San

GIRLS

100 METERS

HEAT ONE—1. Burnham (Rio Mesa), 11.41w (5.73 m.p.s.); 2. Gray (Compton), 12.04. Nonqualifiers included—3. Tinshehl (Locke), 12.12.

HEAT TWO—1. Miller (Muir), 11.38w (5.61); 2. J. Mack (Mountain View St. Francis), 11.98; 3. Small (Dorsey), 12.06. Nonqualifiers included—5. Sullivan (SD Serra), 12.22.

HEAT THREE—1. Vines (Santa Barbara San Marcos), 11.88w (3.82 m.p.s.); 2. Hamilton (Locke), 12.06. Nonqualifiers included: 3. Stewart (Yuba City), 12.07; 4. Wada (Chula Vista Hilltop), 12.13.

HEAT FOUR—1. Coleman (Belmont Carlmont), 11.82w (3.33 m.p.s.); 2. Lipscomb (Santa Monica), 12.07. Nonqualifiers included—3. Kimmey (SD University City), 12.09; 4. Howard (San Fernando), 12.20.

200 METERS

HEAT ONE—1. Burnham (Rio Mesa), 23.76w (2.52 m.p.s.); 2. Brice (Lodi Tokay), 24.83. Nonqualifiers included—3. Williams (Blair), 24.92; 4. Tinshehl (Locke), 25.18; 6. Labuvitz (San Diego), 25.69.

HEAT TWO—1. Miller (Muir), 23.71w (2.78 m.p.s.); 2. Rolfe (Dorsey), 24.32. Nonqualifiers included: 5. Kimmey (San Diego University City), 25.26.

HEAT THREE—1. Doolley (Altaville Bret Harte), 24.37w (4.39 m.p.s.); 2. Terry (Muir), 24.62. Nonqualifiers included—5. Domingo (Los Angeles), 25.72.

HEAT FOUR—1. Coleman (Belmont Carlmont), 24.45w (2.72 m.p.s.); 2. Bradford (Dominguez), 24.73; 3. Taylor (Alameda Encinal), 24.82. Nonqualifiers included—25.01; Small (Dorsey), disqualified for running out of lane.

400 METERS

HEAT ONE—Nichols (Bakersfield), 55.37; 2. McAllister (Locke), 56.07; 3. Taylor (Alameda Encinal), 56.10. Nonqualifiers included—4. Douge (Ganeshald), 57.96; 5. SD Pt. Loma, 59.36.

HEAT TWO—Stewart (Duarte), 55.89. Nonqualifiers included—3. Pegues (St. Bernard), 57.04; 4. Clarke (El Camino Real), 58.11.

HEAT THREE—1. Rolfe (Dorsey), 55.71; 2. Marvin (Hawthorne), 56.30. Nonqualifiers included—4. Dring (SD Mt. Carmel), 57.64.

HEAT FOUR—1. Doolley (Altaville Bret Harte), 55.94; 2. Freeman (SD Crawford), 56.24; 3. Tochuk (Westminster), 56.34. Nonqualifiers included—4. Mayo (Los Angeles), 57.26.

800 METERS

HEAT ONE—Toney (Atascadero), 2:15.65. Nonqualifiers included—6. Scheibel (Escondido Orange Glen), 2:23.32; 7. Frasuto (Franklin), 2:27.98.

HEAT TWO—1. Spies (Livermore), 2:11.14; 2. Teter (Cottonwood West Valley), 2:11.15; 3. Moese (Riverside Ramona), 2:15.19; 4. Handy (San Jose Archbishop Mitty), 2:15.78. Others included—7. Guidi (El Camino Real), 2:32.24.

HEAT THREE—1. Roldan (Visalia Mt. Whitney), 2:15.11; 2. Mulhaupt (Capistrano Valley), 2:15.38; 3. Westby (Del Mar Torrey Pines), 2:16.44. Nonqualifiers included—6. Reed (Santa Ana Foothill), 2:21.81; 7. Preston (North Hollywood), 2:37.59.

HEAT FOUR—Lowery (Norco), 2:16.43. Nonqualifiers included—2. Phillips (Locke), 2:18.27; 5. Stowell (SD Mt. Carmel), 2:21.36.

1,600 METERS

First Three in Each Heat Plus
Next Three Fastest Qualify For Final

HEAT ONE—1. Bartholomew (Sunny-

dale, 3:54.81; 3. SD Mt. Carmel, 3:55.28. Nonqualifiers included—7. Hamilton, 4:18.15.

HEAT THREE—1. San Jose Archbishop Mitty, 3:53.73; 2. Rio Mesa, 3:54.73. Nonqualifiers included—7. 4:12.13.

HEAT FOUR—1. Locke, 3:49.83; 2. Hawthorne, 3:49.84. Nonqualifiers included: 6. SD Hoover, 4:04.65.

HIGH JUMP

Broughton (Woodland), Mills (Campbell Hall), Svoboda (Placencia El Dorado), Harmon (Sacramento Oak Ridge), Clarke (El Camino Real), Cragin (Miraleste), Gardner (Tollgate Sierra) and Mertes (Chatsworth), all 5-6; Hurt (Sebastopol Analy), 5-5. Nonqualifiers included—Kuras (Poway) and Williams (SD Mt. Carmel), 5-5; Stewart (Sherman Oaks Notre Dame), 5-4; Delroy (SD Mission Bay) and Bauer (Santa Ana Foothill), 5-2.

LONG JUMP

Coleman (Belmont Carlmont), 20-7; Yendord (Walnut), 20-6½; Dillon (SD Mission Bay), 18-10½; Johnson (SD Patrick Henry), 18-10; Burton (SF McAteer), 18-9¾; Sanchez (San Jose Santa Teresa), 18-8¾; Veltman (San Jose Leland), 18-8; House (Fresno Hoover), 18-6; Mitchell (Rohnert Park Rancho Cotgate), 18-5. Nonqualifiers included—10. Leslie (Morningside), 18-1¾; 12. McDonald (Mater Dei), 17-11¼; 15. Christian (Dorsey), 17-7½; 16. Franke (Anaheim Canyon), 17-7; 19. Axtell (Mission Viejo), 17-5; 22. Noel (LA Washington), 17-0¼; 23. Wada (Chula Vista Hilltop), 16-11¼; 25. McCoy (LA Fremont), 16-10¼; 26. Means (Van Nuys), 16-¼.

SHOTPUT

Weis (Bakersfield), 43-3½; Bruno (Watsonville North Monterey County), 42-3¾; Mitchell (Vallejo), 41-6¼; Parker (Mountain View St. Francis), 41-6¼; Huddleston (Merced), 41-3; Guinan (Hesperia), 40-10¼; Viasia (SD Madison), 40-9¼; Oden (Irvine), 40-9; Tosi (SD Morse), 39-10¾. Nonqualifiers included—11. Briggs (Huntington Beach Edison), 39-8; 12. Meadors (Kern Valley), 38-6; 14. Misa (SD Madison), 37-11½; 16. McConahaey (Van Nuys), 36-7¼; 19. Bryant (Bell), 35-8; 22. Mertes (Chatsworth), 34-7¼; 26. Dominguez (Vergado Hills), 33-11¼; Arrington (Palmdale), no fair mark.

DISCUS

Weis (Bakersfield), 163-9; Roberts (Don Lugo), 155-6; Cernbellin (Pleasanton Amador Valley), 154-7; Franke (Anaheim Canyon), 151-10; DeJarlas (Walnut Creek Las Lomas), 145-9; Doleksov (Spring Valley Monte Vista), 144-4; McCandless (Watsonville), 143-2; Peters (Palco Alto Gunn), 142-4; Jost (Reedley Immanuel), 140-0. Nonqualifiers included—10. Phillips (Walnut), 134-11; 12. Fowlkes (Oceanside), 134-9; 17. Anderson (SD Kearny), 125-4; 18. Meadors (Kern Valley), 119-2; 20. Arrington (Palmdale), 117-5.

TRIPLE JUMP

Yendord (Walnut), 42-6¼ (wind 1.00 m.p.s. aiding) (third performer and fourth best performance of all-time for high school); Hamf (Concord Ygnacio Valley), 39-3¼; Kirkland (Hesperia), 38-10; Leslie (Morningside), 38-8¾; Sanchez (San Jose Santa Teresa), 38-4¼; Johnson (SD Patrick Henry), 38-3¾; Brooks (Atascadero), 38-2; Paaso (Los Altos, Central Coast Section), 37-10; Carver (SF Washington), 37-9¼. Nonqualifiers included—11. Sims (Oceanside), 37-3; 16. West (LA Mesa Grossmont), 36-6¼; 23. Johnson (Birmingham), 33-11¼; 24. Harris (Morningside), 33-7½; 25. Allen (Reseda), 33-3¼; 26. Ortega (LA Fremont), 33-3.

June 3, 1989

Track and field

ALIFORNIA INTERSCHOLASTIC FEDERATION

State trials at Cerritos College, Norwalk BOYS

100 — Smith (Mission, S.F.) 41; Laynes (Oakland) 10.43; Conay (Hawthorne) 10.48; Stallworth (Tulare) 10.51; Alexander (Hawthorne) 10.56; Burks (Washington) 1.09; Clark (Wheatland) 10.80; oody (Castle Park) 10.80; Reyes (Orange Glen) 10.81.

800 — Bateman (Crescenta Valley) 1:53.58; Candaele (Carpinteria) 53.61; Hunter (Prospect) 1:53.82; Neil (San Pasqual) 1:53.82; Egan (Clovis) 1:53.92; Nichols (Edison) 54.11; Johnson (Piedmont) 1:54.31; lagness (Santa Teresa) 1:54.58; eld (Santa Rosa) 1:54.60.

200 — Conway (Hawthorne) 1.03; Smith (Mission, S.F.) 21.17; aynes (Oakland) 21.48; Clark (Wheatland) 21.49; Haymon (Edison) 21.55; Allen (Hawthorne) 21.59; hile (Crespi) 21.64; Green (Long Beach Poly) 21.67; Kaufman (Lomoc) 21.71.

1,600 relay — Dorsey 3:16.29; lawthorne 3:16.34; Pasadena 3:16.70; Fairfield 3:17.30; Muir 17.68; Washington 3:17.78; Edison 17.84; Patrick Henry 3:18.90; Oak-and 3:19.03.

HJ — Hendrix (So. Bakersfield) 6-8; Buchanan (San Marcos) 6-8; Aaloney (St. Vincent) 6-8; Robinson Cabrillo 6-8; Haazio (Las Plumas) 6-8; Keane (De La Salle) 6-8; Sullivan (Drake) 6-8; Wilson (Charter Oak) 6-8; Manville (Santa Rosa) 6-8.

TJ — McGill (Orange Glen) 51-2; Robinson (West Bakersfield) 50-1/4; White (Crespi) 50-6; Singab-lith (Magnolia) 49-7/8; Fisher (Bakersfield) 49-4/8; Bush (Wilson, Long Beach) 49-1/2; Mack (Davis) 18-3/4; Higa (Quartz Hill) 48-0; Scott (Wilson, Long Beach) 47-10/16.

SP — Noon (Fallbrook) 66-7/8; Bailey (Wilson, Long Beach) 60-

101/2; Hicks (Hollister) 60-1; Wiley (Hemet) 59-10; Harisay (Piedmont) 57-9; Johnson (Atwater) 57-7/8; Jones (Hoover) 57-0; Ford (Casa Roble) 57-0; Thurston (Edison) 56-3/4.

300 IH — Morris (Hill) 37.76; Prudenti (Siena) 37.81; Henry (Arroyo Grande) 38.90; Brown (Channel Island) 38.00; Cook (Merced) 38.11; Cabs (Long Beach Poly) 38.24; McGuirk (St. Ignatius) 38.38; Rou-lier (Carson) 38.99; Monroe (Patrick Henry) 39.11.

PV — Mabery (Bakersfield) 14-4; Sheets (Taft) 14-4; Wiler (Rolling Hills) 14-4; Rogan (Irvine) 14-4; Stephens (Orange Glen) 14-4; Moore (Yreka) 14-4; Camillo (Leuzinger) 14-4; Lawrence (Del Mar) 14-4; Whitcomb (Valencia) 14-4.

DT — Gallagher (Palm Desert) 190-10; Stevens (Bakersfield) 182-8; Noon (Fallbrook) 181-2; Clark (Walnut) 180-11; Hodel (Don Lugo) 181-0; Ford (Casa Roble) 169-0; Frank (Bakersfield) 168-9; Karse-var (Clovis) 168-4; Sisineros (Logan) 168-11.

400 relay — Muir 41.95; Long Beach Poly 41.92; Lynwood 41.89; Washington 41.55; Hawthorne 40.24; Oakland 41.65; Dominguez 41.90; Edison 41.95.

1,600 — Lewis (Burbank) 4:12.66; Quintana (Arroyo Grande) 4:13.00; Candaele 4:14.46; O'Neill (San Pasqual) 4:14.82; Nielsen (Mater Dei) 4:15.05; Ricca (Arcata) 4:15.50; Rodriguez (Fallbrook) 4:16.15; Jordan (Venice) 4:16.46; Mumm (Nevada Union) 4:16.94.

400 — Roosevelt (Dominguez) 48.21; Bryant (Dorsey) 48.20; Ingali-s (Agoura) 48.58; Borguez (Alemany) 48.60; Jones (Washington) 48.84; Floyd (Locke) 48.83; Bruan (Placer) 48.86; Gross (Hoover) 48.92; McCandide (Centennial) 49.03.

110 IH — Prudenti (Siena) 14.09; Henry (Arroyo Grande) 14.14; Johnson (Vacaville) 14.44; Pouncey (Hawthorne) 14.45; Jennings (Claremont) 14.48; Green (Garey) 14.52; Rojas (Gilroy) 14.58; Bell (Castle Park) 14.65; O'Connor (Escondido) 14.81.

LJ — Stallworth (Tulare) 25-5/2; Laccay (Moreau) 24-6/8; Price (University City) 24-6/8; Smith (Hawthorne) 23-11/4; Smith (Wheatland) 23-11/2; Belina (De La Salle) 23-10/4; Brown (Castle Park) 23-10; White (Monroe) 23-9/2; White (Crespi) 23-8/4.

GIRLS

400 R — Muir 46.78; Hawthorne 47.37; Rio Mesa 47.47; Locke 47.51; Dorsey 47.56; St. Francis 47.66; Bakersfield 47.94; Santa Monica 48.32; St. Bernard 48.38.

1,600 — Bartholomew (Fremont) 4:55.36; Jorgensen (Rancho Buena Vista) 4:55.44; Hecox (South Hills) 4:55.59; Taylor (Edison) 4:58.88; Barry (Santa Teresa) 4:58.83; Miller (No. Bakersfield) 5:04.25; Riley (Capolino) 5:05.16; Lopez (Balboa) 5:06.20; Hunter (Locke) 5:06.43.

LJ — Coleman (Carlmont) 20-8; Yendork (Walnut) 20-6/2; Dillon (Mission Bay) 18-10/4; Johnson (Patrick Henry) 18-10; Burton (McAteer) 18-9/4; Sanchez (Santa Teresa) 18-8/4; Veltman (Leland) 18-8; House (Hoover) 18-6; Mit-chell (Rancho Cotate) 18-5.

SP — Weis (Bakersfield) 43-3/4; Bruno (North Monterey) 42-3/4; Mitchell (Vallejo) 41-6/2; Parker (St. Francis) 41-6/4; Huddleston (Merced) 41-3; Gulnan (Hesperia) 40-10/4; Viavia (Madison) 40-9/2; Oden (Irvine) 40-9; Tosi (Morse) 39-10/4.

400 — Nichols (Bakersfield) 55.38; Roife (Dorsey) 55.81; Stewart (Duarte) 55.89; Dooley (Bret Harte) 55.94; McAllister (Locke) 56.08; Taylor (Encinal) 56.10; Freeman (Crawford) 56.24; Marvin (Hawthorne) 56.30; Tochuk (Westminster) 56.34.

HJ — Bauer (Foothill) 5-6; Gardner (Sierra) 5-6; Mertes (Chatsworth) 5-6; Clarke (El Cam-mino Real) 5-6; Svoboda (El Dorado) 5-6; Harmon (Oak Ridge) 5-6; Mills (Campbell Hall) 5-6; Brought-on (Woodland) 5-6; Hurt (Analay) 5-5.

100 LH — Lipscomb (Santa Monica) 13.94; Davenport (Locke) 13.95; Stewart (Yuba City) 14.00; Sanchez

(Santa Teresa) 14.18; Swift (Benicia) 14.35; Dill (Poway) 14.36; Redmond (Hogan) 14.38; Stuart (Long Beach Poly) 14.40; Peril (Ygnacio Valley) 14.52.

100 — Miller (Muir) 11.38; Burnham (Rio Mesa) 11.41; Coleman (Carlmont) 11.82; Vines (San Marcos) 11.88; J. Mack (St. Francis) 11.98; Gray (Compton) 12.04; Hamilton (Locke) 12.06; Small (Dorsey) 12.06; Lipscomb (Santa Monica) 12.08.

DT — Weis (Bakersfield) 163-9; Roberts (Don Lugo) 155-6; Cembelin (Amador Valley) 154-8; Franke (Canyon, Anaheim) 151-10; DeJar-lalis (Las Lomas) 145-9; Olekson (Monte Vista) 144-4; McCandless (Waltonville) 143-2; Peters (Gunn) 142-4; Jost (Immanuel) 140-0.

200 — Miller (Muir) 23.81; Burnham (Rio Mesa) 23.86; Rolife (Dorsey) 24.32; Dooley (Bret Harte) 24.38; Coleman (Carlmont) 24.45; Terry (Muir) 24.62; Bradford (Dominguez) 24.73; Brice (Tokay) 24.83; Taylor (Encinal) 24.82.

800 — Spies (Livermore) 2:11.14; Teler (West Valley) 2:11.15; Roldan (Mount Whitney) 2:15.11; Moses (Ramona) 2:15.19; Mulhailp (Capis-trano Valley) 2:15.38; Toney (Atas-cadero) 2:15.65; Handy (Mitty) 2:15.88; Lowery (Norco) 2:16.43; Weslby (Torrey Pines) 2:16.44.

300 LH — Dodson (Calon) 42.64; Sims (Lompoc) 43.88; Smith (Cor-dova) 44.18; Sanchez (Santa Teresa) 44.44; Anderson (Palo Alto) 44.52; Wiebelhaus (Rio Mesa) 44.68; Ammonds (Roosevelt) 44.88; Paaso (Los Altos) 44.82; Stewart (Yuba City) 45.39.

1,600 relay — Locke 3:49.83; Hawthorne 3:49.84; St. Francis 3:51.08; Muir 3:53.19; Mitty 3:53.83; Rio Mesa 3:54.83; Duarte 3:54.81; Mount Carmel 3:55.28; Ganeshia 3:55.36.

TJ — Yendork (Walnut) 42-6/4; Hanf (Ygnacio Valley) 39-3/2; Kirkland (Hesperia) 38-10; Leslie (Morningside) 38-8/4; Sanchez (Santa Teresa) 38-4/4; Johnson (Patrick Henry) 38-3/4; Brooks (Atasca-dero) 38-2; Paaso (Los Altos) 37-10; Carver (Washington) 37-9 1/4.

Friday's Qualifying**Heat Winner Plus Next Five Fastest Qualify For Finals in Running Events; Top Nine Qualify in Field Events****BOYS****200 METERS**

HEAT ONE—1. Conway (Hawthorne), 21.03w (2.14 m.p.s.); 2. Haymon (Fresno Edison), 21.55. Nonqualifiers included—3. Burks (LA Washington), 21.83; 4. Jordan (SD University City), 22.16.

HEAT TWO—Allen (Hawthorne), 21.59w (2.45 m.p.s.). Nonqualifiers included—Anderspn (LA Jordan), disqualified for running on lane line; Moody (SD Castle Park), did not run.

HEAT THREE—1. Smith (SF Mission), 21.71w (2.20 m.p.s.); 2. Green (LB Poly), 21.67. Nonqualifiers included—3. Reyes (Escondido Orange Glen), 21.75; 4. Jones (LA Washington), 21.76.

HEAT FOUR—1. Laynes (Oakland), 21.48w (2.34 m.p.s.); 2. Clark (Wheatland), 21.49; 3. White (Crespi), 21.64; 4. Kaufman (Lompoc), 21.71. Nonqualifiers included—Copeland (Dorsey), did not run.

300-METER INT. HURDLES

HEAT ONE—Henry (Arroyo Grande), 37.90. Nonqualifiers included—4. Muniz (Woodbridge), 39.56; 6. Simpson (Dorsey), 40.66.

HEAT TWO—1. Prudenti (Napa Justin Siena), 37.81; 2. McGuirk (SF St. Ignatius), 38.37. Nonqualifiers included—4. O'Conner (Escondido), 39.40; 6. Fulharty (Palm-dale), 41.02; Celosia (Carson), did not finish.

HEAT THREE—1. Brown (Channel Islands), 38.00; 2. Rouleri (Carson), 38.99; 3. Monroe (SD Patrick Henry), 39.11.

HEAT FOUR—1. Morris (San Jose Hill), 37.76; 2. Cook (Merced), 38.11; 3. Cabs (LB Poly), 38.24. Nonqualifiers included—4. Crenshaw (LA Fremont), 39.46; 5. Lewis (SD Mira Mesa), 39.90.

1,600-METER RELAY

HEAT ONE—1. Hawthorne, 3:16.34; 2. Fairfield, 3:17.30; 3. SD Patrick Henry, 3:18.90; 4. Oakland, 3:19.03. Nonqualifiers included—5. Crenshaw, 3:21.26.

HEAT TWO—1. Dorsey, 3:16.29; 2. Muir, 3:17.68. Nonqualifiers included—4. SD Mira Mesa, 3:28.35.

HEAT THREE—1. Pasadena, 3:16.70; 2. Huntington Beach Edison, 3:17.84. Nonqualifiers included—3. Carson, 3:23.00.

HEAT FOUR—LA Washington, 3:17.78. Nonqualifiers included—2. San Bernardino, 3:19.33; 3. SD Morse, 3:22.29.

HIGH JUMP

Hendrix (Bakersfield South), Buchanan (San Marcos, SD Section), Maloney (Petaluma St. Vincent's), Robinson (Cabrillo), Haaziq (Oroville Las Plumas), Keane (Concord del la Salle), O'Sullivan (San Anselmo Drake), Wilson (Charter Oak) and Manville (Santa Rosa), all 6-8. Nonqualifiers included—Herman (SD Mt. Carmel) and Bowling (Canoga Park), 6-7; Alexander (LA University), Walker (Lakewood), Garcia (St. Anthony) and Anderson (Riverside North), 6-4; Blake (Granada Hills Kennedy) and , Klasrr (Chula Vista Hilltop, no height.

SHOTPUT

Noon (Fallbrook), 66-7½; Bailey (LB Wilson), 60-10¼; Hicks (San Benito Hollister), 60-1; Wiley (Hemet), 59-10; Harisay (Piedmont), 57-9; Johnson (Atwater), 57-7¾; Jones (Fresno Hoover), 57-0½; Ford (Orangevale Casa Roble), 57-0; Thurston (Huntington Beach Edison), 56-6¾. Nonqualifiers included—11. Bustamonte (Schurr), 54-9½; 13. Underwood (Esperanza), 54-2½; 16. Sherman (Fallbrook), 54-3½; 19. Troxler (SD Mira Mesa), 52-6¾; 20. Whitfield (LA Banning), 52-2; 24. Bernard (LA Taft), 50-5¾; 25. Brown (LA Washington), 47-9; 27. Flores (LA Lincoln), 47-0½.

GIRLS**200 METERS**

HEAT ONE—1. Burnham (Rio Mesa), 23.76w (2.52 m.p.s.); 2. Brice (Lodi Tokay), 24.83. Nonqualifiers included—3. Williams (Blair), 24.92; 4. Tinhshell (Locke), 25.18; 6. Labuvitz (San Diego), 25.69.

HEAT TWO—1. Miller (Muir), 23.71w (2.78 m.p.s.); 2. Rolfe (Dorsey), 24.32. Nonqualifiers included: 5. Kimmey (San Diego University City), 25.26.

HEAT THREE—1. Doolley (Altaville Bret Harte), 24.37w (4.39 m.p.s.); 2. Terry (Muir), 24.62. Nonqualifiers included—5. Domingo (Los Angeles), 25.72.

HEAT FOUR—1. Coleman (Belmont Carlmont), 24.45w (2.72 m.p.s.); 2. Bradford (Dominguez), 24.73; 3. Taylor (Alameda Encinal), 24.82. Nonqualifiers included—25.01; Small (Dorsey), disqualified for running out of lane.

1,600-METER RELAY

HEAT ONE—1. Mountain View St. Francis, 3:51.07; 2. Ganesha, 3:55.36. Nonqualifiers included—3. Escondido San Pasqual, 3:56.44; Crenshaw, did not run.

HEAT TWO—1. Muir, 3:53.19; 2. Duarte, 3:54.81; 3. SD Mt. Carmel, 3:55.28. Nonqualifiers included—7. Hamilton, 4:18.15.

HEAT THREE—1. San Jose Archbishop Mitty, 3:53.73; 2. Rio Mesa, 3:54.73. Nonqualifiers included—7. 4:12.13.

HEAT FOUR—1. Locke, 3:49.83; 2. Hawthorne, 3:49.84. Nonqualifiers included: 6. SD Hoover, 4:04.65.

DISCUS

Weis (Bakersfield), 163-9; Roberts (Don Lugo), 155-6; Cembellin (Pleasanton Amador Valley), 154-7; Franke (Anaheim Canyon), 151-10; DeJarlais (Walnut Creek Las Lomas), 145-9; Doleksow (Spring Valley Monte Vista), 144-4; McCandless (Watsonville), 143-2; Peters (Palo Alto Gunn), 142-4; Jost (Reedley Immanuel), 140-0. Nonqualifiers included—10. Phillips (Walnut), 134-11; 12. Fowlkes (Oceanside), 134-9; 17. Anderson (SD Kearny), 125-4; 18. Meadors (Kern Val-

ley), 119-2; 20. Arrington (Palmdale), 117-5.

TRIPLE JUMP

Yendord (Walnut), 42-6¾ (wind 1.00 m.p.s.-aiding) (third performer and fourth best performance of all-time for high school); Hamf (Concord Ygnacio Valley), 39-3½; Kirkland (Hesperia), 38-10; Leslie (Morningside), 38-8¾; Sanchez (San Jose Santa Teresa), 38-4¼; Johnson (SD Patrick Henry), 38-3¾; Brooks (Atascadero), 38-2; Paaso (Los Altos, Central Coast Section), 37-10; Carver (SF Washington), 37-9¼. Nonqualifiers included—11. Sims (Oceanside), 37-3; 16. West (La Mesa Grossmont), 36-6½; 23. Johnson (Birmingham), 33-11¼; 24. Harris (Morningside), 33-7½; 25. Allen (Reseda), 33-3¼; 26. Ortega (LA Fremont), 33-3.

Sophomore Does Well At State Track Meet

Sanger Herald
June 8, 1989

NORWALK, Calif. - The Sanger High School track season, and 1988-89 sports season, officially ended June 3 at the State Track and Field Championships held here.

Sanger High was represented by Robert Cardenas and Annie Lovett, who both qualified for the event by their performances at the valley regional meet held two weeks earlier in Bakersfield.

Cardenas, the sophomore star runner, finished with his best time ever in the 3200 meter run - 9 minutes, 25.5

seconds to place 17th in the state.

Lovett competed in the shot put and had another disappointing day. She threw 34 feet 2.5 inches, almost 10 feet less than Bakersfield's Melisa Weis, who easily won the shot put with a throw of 44-1.

Coach Dave Dodson said, "This was a good experience for both kids. (The competition is) what the state meet's all about. It was a good event for the both of them."