

# University of Oregon 1982 Schedule



		First Field Event	First Track Event
<b>March 13</b>	<b>Oregon Open (w)</b>	<b>Noon</b>	<b>1:00</b>
<b>March 20</b>	<b>Oregon Invitational (m)</b>	<b>12:30</b>	<b>1:00</b>
March 24	Stanford and Tennessee (w), Palo Alto	1:00	1:00
March 27	Golden Bear Meet (w), Berkeley	Noon	Noon
<b>April 3</b>	<b>Washington State (coed)</b>	<b>Noon</b>	<b>1:30</b>
<b>April 10</b>	<b>Louisiana State (m)</b>	<b>12:30</b>	<b>2:00</b>
April 10	UCLA (w)	1:15	2:00
April 17	Washington (coed)	11:00	
<b>April 24</b>	<b>Kansas (m), Arizona (w)</b>	<b>Noon</b>	<b>1:30</b>
<b>May 1</b>	<b>Oregon State (coed)</b>	<b>Noon</b>	<b>1:30</b>
May 7-8	NCWSA (w), Missoula, Mont.		
May 8	California (m)	1:00	1:30
May 14	Pacific Coast Inv. (w), Berkeley	2:00	2:00
<b>May 15</b>	<b>Oregon Twilight (coed)</b>	<b>5:30</b>	<b>6:00</b>
<b>May 19-20</b>	<b>Pac-10 Decathlon (m)</b>		
<b>May 21-22</b>	<b>Pac-10 Championship (m)</b>		
May 27	Staters' Twilight (coed), Corvallis	6:30	
June 1-5	NCAA (coed), Provo, Utah		
<b>June 5</b>	<b>Prefontaine Classic (coed)</b>	<b>5:30</b>	

Home meets, Hayward Field, are in boldface type.



Eugene, Oregon 97403

# OREGON Track & Field



1982 Media Guide

## University of Oregon Track & Field Quick Facts

School Name: University of Oregon  
Nickname: Ducks  
Colors: Green and yellow  
Enrollment: 17,000  
Location: Eugene, Oregon  
Track Stadium: Hayward Field (capacity 14,200)  
President: Paul Olum  
Athletic Director: Rick Bay

### Men

Sports Information Director: George Beres,  
Office: (503) 686-5494; Home: (503) 342-0282  
Student Assistant: John Lashway,  
Office: (503) 686-5494; Home: (503) 688-0590  
Men's Track & Field Coach: Bill Dellinger,  
Office: (503) 686-5465  
Assistants: Dennis Whitby, Office: (503) 686-5438;  
Ray Burton, Office: (503) 686-4481  
1981 Dual-Meet Record: 6-1  
1981 National Dual-Meet Ranking: Third  
1981 Pac-10 Finish: Second (114 pts.)  
1981 NCAA Finish: 12th (16 pts.)

### Women

Sports Information Director: Janet Heinonen,  
Office: (503) 686-3372; Home: (503) 344-0498  
Women's Track & Field Coach: Tom Heinonen,  
Office: (503) 686-3395  
Assistants: Mark Stream, Office: (503) 686-3395;  
Scott Irving, Office: (503) 686-5473  
1981 Dual-Meet Record: 4-1  
1981 National Dual-Meet Ranking: Second  
1981 Regional Finish (Northwest College Women's  
Sports Association): First (257 pts.)  
1981 AIAW Finish: Third (40 pts.)  
Mailing Address: Department of Intercollegiate  
Athletics, McArthur Court, University  
of Oregon, Eugene, Oregon 97403

On the cover: Front—Olympian Bill McChesney, a senior from Eugene, Oregon (photo by Brian Lanker), three-time AIAW champion Leann Warren, a junior from Corvallis, Oregon (photo by Warren Morgan); and AIAW javelin champion Sally Harmon, a junior from Springfield, Oregon (photo by Scott Irving).

The 1982 Oregon Track & Field Media Guide was written by Janet Heinonen and John Lashway of the Athletic News Bureau, edited by Janet Heinonen, and designed by Alan Baas, University Publications. The 1981 edition of this guide was judged the best in the nation by the College Sports Information Directors of America (COSIDA). Photos on pages 32, 48, 70, and 74 are by Mark Johnson; on page 73, by Doug Newman; on pages 10, 53, and 65, by Warren Morgan; on pages 55 and 94, by Harry Houchins; on pages 8, 29, and 34, by Steve Dykes; on pages 4 and 20, by Bill Ross; on page 7, by Paul Ely.

# 1982 Men's & Women's TRACK & FIELD University of Oregon



## Eugene, Oregon 97403

## Track Press Information

**Press Credentials:** All requests for working press credentials, photo passes, and parking permits for Oregon track and field meets should be directed to George Beres, Sports Information, University of Oregon, Eugene, Oregon 97403. Photo requests will be limited to daily newspapers, wire services, network and local television, and national sports publications. Requests should be made well in advance of meets to allow time for credentials to be mailed.

**Press Box:** The working press box at Hayward Field is located at the south end (top row) of the new grandstand on the west side of the track.

**Services:** Working press will receive programs and complete summary information of all meets at Oregon.

**Parking:** Working press with parking permits may park in the area north of the new grandstand or in the lot behind the old grandstand. Access to each area is from 15th Avenue, north of Hayward Field.

## Media Coverage

*Eugene Register-Guard*, P.O. Box 10188, Eugene, OR 97440, (503-345-1031)

*The Oregonian*, 1320 SW Broadway, Portland, OR 97201, (503-221-8161)

*The Oregon Journal*, 1320 SW Broadway, Portland, OR 97201, (503-221-8550)

*The Salem Statesman*, 280 Church St., Salem, OR 97301, (503-399-6700)

*Oregon Daily Emerald*, Erb Memorial Union, University of Oregon, Eugene, OR 97403, (503-683-5511)

KUGN Radio, 4222 Commerce, Eugene, OR 97402, (503-485-3722)

KEED Radio, 1245 Charnelton, Eugene, OR 97401, (503-344-6397)

KPNW Radio, 1345 Olive St., Eugene, OR 97401, (503-485-1120)

KASH Radio, P.O. Box 10767, Eugene, OR 97440, (503-686-9126)

KEZI TV, 2225 Coburg Rd., Eugene, OR 97401, (503-485-5611)

KVAL TV, P.O. Box 1313, Eugene, OR 97401, (503-342-4961)

## Ticket Information

	Reserved	Adult GA	Student GA
<b>Mar. 13:</b> Oregon Open (W)	Free	Free	Free
<b>Mar. 20:</b> Oregon Invitational (M)	\$3.00	\$2.00	\$1.00
<b>Apr. 3:</b> Washington State (coed)	\$5.00	\$3.00	\$1.50
<b>Apr. 10:</b> Louisiana State (M)	\$5.00	\$3.00	\$1.50
<b>Apr. 24:</b> Kansas (M) Arizona (W)	\$5.00	\$3.00	\$1.50
<b>May 1:</b> Oregon State (coed)	\$5.00	\$3.00	\$1.50
<b>May 15:</b> Twilight (coed)	\$3.00	\$2.00	\$1.00
<b>Season Ticket</b>	\$23.50		
<b>Family Ticket (GA)</b> (2 adults, 3 children)		\$32.00	
<b>May 19-20:</b> Pac-10 Decathlon (M)	General Admission Only (TBA)		
<b>May 21-22:</b> Pac-10 Championship (M)	\$6.00	\$4.00	\$2.00
<b>June 5:</b> Prefontaine Classic	\$4.50	\$3.50	\$2.50

## Contents

Track Press Information .....	2
Media Coverage .....	2
Ticket Information .....	2
<b>Men</b>	
Track Outlook .....	5
Coaches .....	10
Past Coaches .....	12
Athletes .....	13
Event Summary Roster .....	21
Track and Field Roster .....	22
Men's Records .....	25
Top Performances .....	29
Dual-Meet Results .....	31
Dual-Meet Rankings .....	33
NCAA Cross Country Results .....	34
<b>University of Oregon</b>	
Oregon Administration .....	37
Hayward Field-Stevenson Track .....	39
<b>Oregon Honor Roll</b>	
World Record Holders .....	41
American Record Holders .....	41
Olympic Team Members .....	42
UO Athletic Awards .....	45
<b>Women</b>	
Track Outlook .....	49
Coaches .....	55
Athletes .....	57
Event Summary Roster .....	64
Track and Field Roster .....	66
Women's Records .....	68
Top Performances .....	70
Past Seasons .....	72
Dual-Meet Rankings .....	72
National Cross Country Results .....	73
<b>Meet Schedules</b>	
<b>Opponents &amp; Meet Histories</b>	
<b>Qualifying Standards</b>	
Metric Conversions .....	96
Staff Directory .....	Inside Back Cover
Track and Field Schedule .....	Back Cover



## Men's Outlook: 1982 Track & Field

Although some of last year's big names have graduated, the University of Oregon men's track and field team enters the 1982 season with the quality and needed depth to improve on last season's dual-meet success and again challenge for the Pacific-10 championship.

At first glance, Oregon's ranks would seem to have been seriously depleted by the graduation of several outstanding seniors. What team could lose the likes of Alberto Salazar, Rudy Chapa, Reidar Lorentzen, Jon Switzer, and Nate Harrison and not feel the effects? In spite of those losses, there's plenty of optimism in the Duck camp this season.

Oregon, which won five of six dual meets last year to go along with the runner-up spot in the Pac-10 meet and 12th place at the NCAA meet, will be deep in almost every event. The fusion of several freshmen and junior college transfers with returning all-Americans Bill McChesney, Dean Crouser, David Mack, and Jim Hill should insure that Oregon's tradition of track excellence is maintained.

The Ducks, ranked last year as the third best dual-meet team in the nation by *Track & Field News*, will face several of the top teams in the country again this season. A showdown with Washington State, top-ranked a year ago, will highlight the home schedule. Southeastern conference power Louisiana State will visit Hayward Field as will Kansas and Oregon State. Oregon will face the California Bears and Washington Huskies on the road.

Hayward Field, perhaps the most famous track and field facility in the nation, will be the site of the Pac-10 Championships, May 19-22.

### Sprints and Hurdles

Although Oregon has had an outstanding reputation for its stable of distance runners, it's the sprint corps which should form the crux of this year's team.

With the exception of Larry Bradley, the third-fastest 100-meter runner in Oregon history, who has graduated, the Ducks return all of last year's top sprinters. The addition of George Walcott, the national junior college 200-meter champion at Central Arizona last year, and Eugenean Chris Wright, should make Oregon even stronger.

Three of the four members from the 400-meter relay team, which lowered the school record to 39.84, return. Parrish Nixon ran the second leg of last year's team which was undefeated in six dual meets and advanced to the NCAA semi-finals. Also a member of the 1,600-meter relay team, Nixon (46.98) should be the best of a talented group of 400-meter runners. Jerome Walker also returns to the 400-relay team. He is ranked fourth on Oregon's all-time 100-meter list with a best of 10.56. The third member of the relay team is Mark James, who has bests of 10.65 for 100 meters and 21.70 for 200 meters. Although there are eight people who may get a shot at running the relay, these three, and most likely Walcott, are expected to be the top candidates.

Newcomers Brad Coleman, a transfer from Lane Community College with a 400 best of 47.12, and Wright, who ran 47.36 for South Eugene High School last year, will team with returnees David Mack (47.15) and Bart MacGillivray (48.6) to make the open 400 Oregon's best for quality depth. Nixon (21.47) and MacGillivray (21.49) also will drop down to run 200 meters this year.

The hurdle crews also will be stronger this spring. Senior Don Wright, seventh at last year's Pac-10 meet and an NCAA semi-finalist, should again be the top Duck in the high hurdles with a best of 13.76. Don Ward (14.76) and Dwight Robertson (14.16) have shown considerable improvement in this event and will be joined by horizontal jumper Lamar Hurd (13.7hs).

Ward will lead the way in the intermediates. He is number two on Oregon's all-time list with a best of 50.99. Despite being slowed by a late-season ankle sprain, Ward finished seventh in the Pac-10 meet and advanced to the trials round of the NCAA Championships. Returnees Don Wright (53.41) and Rourke Lowe (53.80) and transfer Schuyler Peterson (53.9) are solid performers in this event.

"We have much more depth in the sprints than we've had since 1977," said assistant coach Dennis Whitby, who coaches the sprinters and jumpers. "In effect, we've exchanged Walcott for Bradley in the open events and we should be stronger in the relays. I think everyone has improved over last year, so we should have at least one man in each event who has the potential to do quite well at the Pac-10 meet."

## Middle Distances & Distances

Senior Bill McChesney, top-ranked American at 5,000 meters by *Track & Field News* and sixth on the world list, is Oregon's best hope for big points at the NCAA meet. A 1980 Olympian, McChesney (13:15.77) redshirted last season at Oregon but still improved to where he is now the second-fastest American ever to run the 5,000.

McChesney, all-American Jim Hill (seventh in the NCAA 5,000), and Greg Erwin (13:57.7) will run the 5,000 meters but will also fluctuate between the 1,500 and the 10,000.

"We don't have a 1,500 specialist so we'll be switching some runners around this year," said head coach Bill Dellinger. "We'll be moving one or two guys from the 5,000 to the 1,500 each week. We'll also be depending on Torstein Brox (1:49/3:44.9), David Mack (1:46/3:44.85), and Chris Hudson (1:50.8/3:48.34), our 800-meter runners, to fill in at the 1,500. The steeplechase looks as weak as it has ever been because we don't have a Don Clary, Ken Martin, or Mike Friton. However, I have seen considerable improvement in Stan Link (8:53.3) and John Brauer (9:04.8)."

Mack, the two-time defending Pac-10 800 champion, also carries big-point potential to the NCAA meet.

## Throws

School-record holder Dean Crouser is the Ducks' blue-chipper in the throwing events. Crouser threw the discus 213-0 last season (a 27-foot improvement over the previous year) and finished fourth in the NCAA meet with a mark of 200-5. He also



put the shot 62-4 at the Pac-10 meet to finish third for the second consecutive year. Crouser may also be called upon to throw the hammer (185-9) and javelin (238-0).

Kent Landerholm (177-11), Steve Davis (164-4), and Brian Crouser (179-3hs), Dean's freshman brother, will join Crouser in the discus. Landerholm (192-2) and Eric Hohn (190-5) will be the mainstays in the hammer throw and look to be high scorers in the Pac-10 meet.

Sophomore Frode Stormyr (254-0) advanced through the qualifying round of the 1981 NCAA meet's javelin event where he threw 222-9. Oregon will be without the NCAA runner-up in that event, Reider Lorentzen, who has graduated. The Crouser brothers will add some depth in the javelin as well as carrying the load in the shot put. The Ducks will miss Vince Goldsmith, who has graduated, in the shot.

## Jumps

Sophomore Lamar Hurd celebrated his freshman season by extending the Oregon triple jump record to 51-9<sup>3</sup>/<sub>4</sub> and setting personal bests four times in the long jump. Hampered by a heel injury, he finished tenth in both events at the Pac-10 meet.

Transfers Robert Hannon (23-6) and Isaac Freeman (23-2) should help the Ducks in dual meets in the long jump. Senior Jeff Luty (49-3) and Freeman (48-7) lead a large contingent in the triple jump where Oregon has seven jumpers who have bettered 46-0.

Despite not having the big jumper in either event, the Ducks are very solid in the vertical jumps. Transfer Kory Tarpenning has pole vaulted 16-6 and shows the potential to clear 17-0 this spring. Senior Brian Walley (16-5) and junior Steve Crane (16-0) are also expected to improve upon last season's marks.

In the high jump Oregon boasts four men who have cleared 6-10 and could jump 7-0 this season. Bill Abbott, fifth last year in the Pac-10 meet, has a best of 7-2<sup>1</sup>/<sub>4</sub>. Senior Phil Christain has



also cleared 7-0. Dave Howard (6-11), Walt Reynolds (6-10), and Brad Nizdil (6-6) will be valuable additions to this year's team.

## The Competition

Oregon again has scheduled an attractive and challenging slate of meets. The Ducks will face top-ranked Washington State, fifth-ranked California, and 11th-ranked Washington in dual meets. "There are not any easy opponents on our schedule," said Dellinger. "It will be a challenge to face good teams back-to-back each week."

### A look at Oregon's dual-meet opponents:

**Washington State:** The defending national dual-meet champions will be strong again this season. Chris Whitlock (45.67), third in the 400 at the Pac-10 meet, and John Avegnan (46.24) are the Cougars' top men in the sprints. The middle distances are covered by Richard Tuwei (1:48.3/3:39.6/13:58.0), Sotirios Mousanas (1:46.7), ninth in the NCAA 800, and steeplechaser Steve James (8:38.6). Conference runner-up Laslo Babits returns with a best of 265-5 in the javelin. Brent Harken is the defending Pac-10 high jump champ and cleared 7-4¼ at January's Portland indoor meet. The NCAA runner-up in the triple jump, Joseph Taiwo, brings in a best of 54-10¼.

**Louisiana State:** The Tigers return NCAA qualifiers in five field events and have added freshman pole vaulter Greg Duplantis who holds the national prep record in that event with 17-11¾. Also returning are Joe Maciejczyk (65-0¼) in the shot put; Larey Weaver (7-3), who was runner-up in the NCAA high jump; Ernest Marvin (52-10½) in the triple jump; and SEC long-jump champion Eugene McCain (26-1½). Orlando McDaniel leads the running contingent in the 110-hurdles and the relays, along with freshman Clyde Bishop. Tony Davis, also a freshman, is expected to be the Tigers' point-man in the middle distances while Bobby Beck is the ace of the distance runners.

**Kansas:** Although three key athletes are redshirting, Kansas brings in several top individuals. Jeff Buckingham is the four-time Big Eight pole vault champion. Tyke Peacock is one of the top collegiate high jumpers and cleared 7-5¼ at the World Cup last summer. Sprinter Rodney Bullock is coming off of an outstanding indoor season, as is long-jump specialist Warren Wilhoite who finished ninth at last year's NCAA meet.

**Oregon State:** The Beavers are loaded with freshmen this season but do have some fine returnees. Kasheef Hassan is one of the top sprinters in the country with marks of 20.7 (200 meters), 45.18 (400), and 1:49.4 (800). He also runs on the relay teams. Mark Fricker, a redshirt a year ago, returns in the 1,500 (3:44.5) and 5,000 (14:00) along with Dick Oldfield (1:49.3). Senior Mike White runs both hurdle races (14.1/51.1). Pac-10 pole-vault champ Shannon Sullivan boasts a best of 17-6 and is joined by Scott Davis with a PR of 16-7.

**Washington:** Two potential national champions, all-America sprinter LaNoris Marshall (10.33/20.46) and the NCAA runner-up in the decathlon, Steve Erickson, could lead the Huskies into the top ten at this year's NCAA Championships. A strong sprint corps boasts four men who have bettered 10.7 in the 100. In the field events, freshman Vestee Jackson (51-7) had the best high school triple jump mark in the nation a year ago. He and Aaron Williams have both long jumped 25-1. Doug Wollen (191-9) in the discus, and Mike Mahovich (260-0) in the javelin also will be leading point scorers for the Huskies this year.

**California:** NCAA high-hurdle champion Larry Cowling returns for his senior season with the Bears, owning the school record at 13.65. He is ranked sixth in the nation and is 12th on the world list. Two other seniors, Pac-10 discus champion Dave Porath (209-4) and 800-meter runner Mike White (1:46.78), are Cal's other blue-chippers. Mike's brother, Ted White, and Gary Kelly (20.9/46.50) are keys in the sprints, while Mike Nelson and Kerry Myers should be two of the conference's best high jumpers.

## Championship Meets

Hayward Field, the site of four NCAA Championships, three Olympic Trials, and one AIAW Championship meet, will be the scene for this year's Pacific-10 Championships. The decathlon will be held May 19-20 with the remainder of the meet the two following days.

Dellinger expects that the conference title will be contested by four teams, including the Ducks. Defending champion Arizona State and perennial power UCLA should vie with Washington State and Oregon for top honors. Dellinger adds, however, that Cal is an "up-and-coming team" while Washington and Oregon State also have improved since last season.

Brigham Young University in Provo, Utah, will stage the 1982 NCAA Championships, June 1-5. According to Dellinger, Texas-El Paso, Washington State, and Tennessee should be the teams to beat. If the Ducks can stay healthy, and the potential blossom into reality, Dellinger predicts a top-ten finish for Oregon.

# Oregon Coaches: Men's Track & Field



Oregon coaches Ray Burton, left, Bill Dellinger, center, and Dennis Whitby.

## Bill Dellinger, Head Coach

One of the most prominent names in intercollegiate and international track belongs to University of Oregon head coach, Bill Dellinger.

As a runner, he was a world-record holder and an Olympic-medal winner. As a coach, he has guided his cross country teams to four national titles in the last eleven years and kept Oregon track and field squads in the national spotlight with top finishes in the NCAA championship and high ratings in dual-meet rankings. He was recently named men's distance coach for the 1984 U.S. Olympic team.

Five times in the nine years since Dellinger became head coach, the Ducks have placed in the top ten at the NCAA meet in track, and all nine years Oregon has been in the top-ten in the dual-meet rankings.

Dellinger inherited the track coaching post at Oregon in 1973. He had been assistant since 1967, during which time he was head coach of the cross country team which he guided to national dominance. His teams won NCAA cross country championships in 1971, 1973, 1974, and 1977. They were second in 1970, 1976, 1978, and 1979 and third in 1969 and 1972. Twenty-six Oregon runners have earned cross country all-America honors. Dellinger's cross country feats earned him national Coach of the Year honors in 1973, 1974, and 1977.

In his first year as head track coach, 1973, he led the Ducks to second place in the NCAA finals. In his nine years as head track mentor, Oregon has had 28 athletes producing a total of 39 all-American performances. Included on the list of all-Americans are NCAA champions Steve Prefontaine, Mac Wilkins, Paul Geis, Rudy Chapa, and Alberto Salazar.

A 1956 UO graduate, Dellinger had a distinguished career as a distance runner for the Ducks. He was NCAA mile champion in 1954 and second to teammate Jim Bailey in 1955. He won the NCAA 5,000-meter crown in 1956. He also was Pacific Coast Conference mile champion in 1954 and 1955 and took the conference two-mile title in 1956. He then earned a place on three successive U.S. Olympic teams (1956-1960-1964), winning a bronze medal in the 5,000-meter run in 1964.

Dellinger spent three years in the Air Force after graduation. From 1960 to 1966 he was track and cross country coach at Thurston High School in Springfield, Oregon. He then joined the physical education staff at Lane Community College in Eugene for a year, before joining the Oregon staff in 1967. He was born March 3, 1934.

## Bill Dellinger's Record at a Glance

Year	Duals		Conference Finish	NCAA Finish
	W	L		
1973	5	1	3rd	2nd
1974	2	3	3rd	17th
1975	3	2	4th	6th
1976	3	1	5th	12th
1977	4	1	4th	20th
1978	4	2	1st	4th
1979*	6	0	1st	5th
1980	6	1	2nd	6th
1981	5	1	2nd	12th

\*Named collegiate dual-meet team champion by *Track & Field News*.

## Dennis Whitby, Assistant Track Coach

Dennis Whitby was born in London, England, in 1944. He competed in track, cross country, and soccer at the national school level before graduating with honors from England's premier track and physical education institution, Loughborough College, in 1966. Following an additional year of study at the University of Alberta in Canada, Whitby taught physical education in elementary and secondary schools in England for eight years. He also served as a lecturer in physical education at Borough Road College of Education from 1975-76.

During this period, Whitby coached a number of athletes to national titles in various events and four athletes on to the British team. He also gained administrative experience at the county, regional, and national levels. He was a British Athletic Association Staff Coach from 1972 until 1976 and a team coach with the British team in 1974 and 1975. He helped prepare the English and Northern Ireland teams for the 1974 Commonwealth Games in New Zealand and coached at the prestigious English Schools' coaching course in 1975 and 1976.

Whitby has coached at Oregon since 1976. During his first three years he coached the sprints, hurdles, and horizontal jumps as a part-time assistant coach. Following his appointment as the full-time assistant in 1979, Whitby added the vertical jumps, the

decathlon, and coordination of the recruiting program to his responsibilities. While at Oregon, he has coached school record holders and/or all-Americans in the sprints, hurdles, triple jump, pole vault, and 400-meter relay. One of his sprinters, Don Coleman (10.15/20.39), was ranked sixth in the world in 1979 and represented the U.S. in international competition.

Whitby was entry chairman and a member of the organizing committee of the 1980 U.S. Olympic Trials in Eugene. He has lectured at a number of clinics in both Great Britain and the United States and was co-director of the U.S. Olympic Coaching Clinic in 1980. He holds a diploma in physical education (Loughborough College, England), a bachelor's degree in physical education (Alberta, Canada), an advanced diploma in educational studies (Leicester, England), and master's degrees in both psychology and physical education (Oregon).

### Ray Burton, Assistant Coach

Ray Burton, a two-time all-American in the discus at the UO, is currently in his third year in charge of the weight events. As a competitor, Burton finished third in the NCAA meet in his junior year, his highest finish. As a senior, he placed fourth after taking second in the Pac-10 meet. His best throw of 204-4 places him fourth on the all-time list of throwers, behind Dean Crouser, Mac Wilkins and Dave Voorhees. Ray also ranks fourth on the all-time hammer list with a mark of 193-6 and has a best mark in the shot of 56-1¼.

Burton's analytical approach to coaching paid off in 1981 with Dean Crouser's school record of 213-0 in the discus and fourth place at the NCAA championships. He holds a bachelor's degree in physical education and a master's degree in education, both received from the UO. He was born December 14, 1955.

### Jon Switzer, Assistant Coach

Jon Switzer competed for Oregon in the pole vault from 1979 to 1981. Switzer, who is second on the all-time list of vaulters with a mark of 17-9, is working with the vaulters this year. A native of Burbank, California, he finished fifth in the 1980 NCAA meet and seventh in the Olympic Trials. A fine all-round athlete, Switzer holds a bachelor's degree in telecommunications from the UO.

### Randy Huntington, Volunteer Assistant

Randy Huntington, is assisting with the sprints, hurdles, and jumping events this year. A native of Walled Lake, Michigan, he is completing a bachelor's degree in physical education. He assisted with the UO women's gymnastics program in 1978-79 and with the men's track program the following year.

### Oregon Men's Track & Field Coaches

1895	Joseph W. Wetherbee	1903	William Ray
1896	William O. Trine	1904-1947	Bill Hayward
1897	J. C. Higgins	1948	John Warren
1898-1901	William O. Trine	1949-1972	Bill Bowerman
1902	C. A. Redmond	1973-	Bill Dellinger

## Athletes To Watch


### Bill Abbott (High Jump)



**Best Mark: HJ (7-2¼, April 1979, Sacramento State).** 6-6, 172, Sr., Sacramento, California (Rio Americano)—Fifth last year in Pac-10 high jump . . . competed for Sacramento State during his first two collegiate seasons . . . holds school record at Sacramento State (7-2¼) . . . last season jumped 6-10¾ vs. Washington State and 6-10 vs. OSU . . . best mark last year

was 7-0 in Louisiana State Invitational . . . journalism major . . . born 8/3/59.

### Brad Coleman (Sprints)



**Best Mark: 400 (47.12, May 1981, Lane Community College).** 6-1, 170, Jr., Springfield, Oregon (Springfield)—Fifth in 400 at National Junior College Championship in 1981 . . . last season led Lane Community College 1,600-meter relay team to eighth place finish in national meet . . . business major . . . born 7/6/61.

### Phil Christain (High Jump)



**Best Mark: HJ (7-0, once in 1979 and three times in 1981).** 6-2, 185, Sr., Los Angeles, California (Locke)—Cleared 7-0 three times last year . . . won dual meet against Auburn . . . won nine duals in three seasons with the Ducks . . . high school all-American in high jump . . . born 2/9/58.

### Brian Crouser (Throws)



**Best Marks: JT (246-3hs); SP (61-7¾hs); DT (179-3hs); HT (166-10).** 6-2, 225, Fr., Gresham, Oregon (Gresham)—1981 Oregon state high school champion in shot put (60-7¾) and discus (178-5) . . . 1980 state high school champion in shot put, discus and javelin . . . younger brother of Oregon junior Dean Crouser . . . born 8/9/62.

### Dean Crouser (Throws)



**Best Marks: SP (62-4, Pac-10 Meet, May 1981); DT (213-0, Kansas dual, April 1981); JT (238-0); HT (185-9).** 6-5, 250, Jr., Gresham, Oregon (Gresham)—Fourth in 1981 NCAA discus with 200-5 after finishing seventh in 1980 . . . discus runner-up in last year's Pac-10 meet . . . third in Pac-10 shot put in each of the last two seasons . . . last year posted discus and

shot put marks of 192-1 and 61-10 vs Washington State, 213-0 and 61-1¼ vs. Kansas, and 188-0 and 56-7½ vs OSU . . .

improved his personal best in the discus by 26-11 last year . . . broke Mac Wilkin's school record by six inches in Kansas dual . . . won Oregon State AAA title in shot by 19 inches and was ranked second in the nation in the prep javelin with a mark of 230-6 . . . sat out his first year at Oregon as a redshirt . . . physical education major . . . born 3/16/60.

**Progressions:**

Year	Age	Affiliation	Discus	Shot
1978	18	Gresham HS	167-5	59-4
1979	19	UO Redshirt	171-8	53-4
1980	20	Oregon	186-1	58-6
1981	21	Oregon	213-0	62-4

**Greg Erwin (Distances)**



**Best Marks: 5,000 (13:57.7, Auburn dual, April 1981); 10,000 (28:58.0, Oregon Invitational, March 1981).** 6-1, 140, Sr., Tacoma, Washington (Bellarmine Prep)—Ran the 5,000 five times during the 1981 season, and in four duals lost to just one non-Oregon runner (Steve James of Washington State) . . . ran 14:14.05 vs. California and 14:18.6 vs. Kansas last

season . . . fourth in Pac-10 10,000 in 29:36.6 . . . 22nd in 1981 Pac-10 cross country championships . . . did not go out for cross country or track until his senior year in track that year . . . ran in Golden West Invitational and placed sixth in two-mile . . . finance major . . . born 12/31/59.

**Robert Hannon (Jumps)**



**Best Mark: LJ 23-6.** 5-11, 155, Jr., Gresham, Oregon (Centennial)—Transfer from Mt. Hood Community College . . . finished third in 1980 Northwest Regional JC meet . . . state long jump champion while at Centennial High School . . . expected to concentrate on long jump . . . general science major . . . born 3/11/60.


**Jim Hill (Distances)**



**Best Marks: 1,500 (3:41.5, Northern Division Relays, May 1981); 5,000 (13:38, Indiana dual, May 1980); 10,000 (29:22.7, Pac-10 Meet, May 1981).** 5-11, 138, Jr., Vienna, Virginia (Oakton)—Entered last year's NCAA meet having not lost to any non-Oregon runner during the season . . . runner-up to Alberto Salazar in the Pac-10 meet 5,000 in 14:07.8 . . .

ran 13:59.44 vs. Washington and 14:10.44 vs. California last year . . . seventh in 1981 NCAA 5,000 in 13:56.4, earning all-America honors . . . ran 4:00.40 in Twilight Meet mile . . . sat out 1981 cross country season because of stress fracture . . . also missed his freshman season because of injury . . . came to Oregon as top distance runner on East Coast after winning five state titles in Virginia . . . won Golden West Invitational two-mile and ranked second in the country in that prep event . . . second in 1980 national junior cross country meet and finished 12th in world junior competition . . . business major . . . born 7/1/61.

**Eric Hohn (Hammer)**



**Best Mark: HT (190-5, Kansas dual, April, 1981).** 6-3, 217, Sr., Downey, California (Warren)—Has shown improvement in his career at Oregon . . . fifth in hammer at Pac-10 Championships last season . . . won dual meets against Kansas and Oregon State . . . improved personal best 14 feet last season and 30 feet over the previous two years . . . born 10/20/59.

**Chris Hudson (Middle distances)**



**Best Marks: 800 (1:50.8); 1,500 (3:48.34, Washington dual, April 1981).** 5-10, 147, Sr., Bellevue, Washington (Newport)—Competed in Pac-10 1,500 the past two years . . . Washington state high school cross country champion in 1977 . . . physical education major interested in sports medicine . . . born 7/18/59.

**Lamar Hurd (Horizontal Jumps)**



**Best Marks: LJ (24-5<sup>3</sup>/<sub>4</sub>, Northern Division Relays, May 1981); TJ 51-9<sup>3</sup>/<sub>4</sub>, Washington dual, April 1981).** 6-2, 170, So., Seattle, Washington (Garfield)—Oregon school record holder in triple jump at 51-9<sup>3</sup>/<sub>4</sub> . . . re-set personal bests four times in the long jump during his freshman season . . . posted triple and long jump marks of 51-9<sup>3</sup>/<sub>4</sub> and 23-8 vs.

Washington, 47-4<sup>1</sup>/<sub>2</sub> and 21-8<sup>1</sup>/<sub>4</sub> vs. Washington State, and 49-2<sup>3</sup>/<sub>4</sub> and 24-4<sup>1</sup>/<sub>4</sub> vs. California . . . hampered by a heel injury, he finished tenth in both events at Pac-10 . . . Washington high school champion in both events, as well as in high hurdles . . . in high school, ran high hurdles in 13.7, 330 intermediates in 37.4 and high jumped 6-8 . . . communications major . . . born 2/28/62.

**Mark James (Sprints)**



**Best Marks: 100 (10.65, Olympic Park CC; 10.72, Twilight Meet, May 1981); 200 (21.3, California dual, April 1981).** 5-8, 157, Jr., Tacoma, Washington (Clover Park)—Stalwart of Ducks' 400-meter relay team . . . finished fifth in 200 heat in 1981 Pac-10 meet . . . doubled in 100 and 200 in last season's dual meets against Auburn, Washington State, and California . . .

Washington junior college champ in 100 and 200 and runner-up in long jump as a freshman at Olympic Park Community College . . . flanker on Oregon football team . . . psychology major . . . born 9/25/60.


## Kent Landerholm (Throws)



**Best Marks: HT (192-2, Indiana dual, May 1980); DT (177-11, Washington dual, April 1981).** 6-2, 236, Sr., Vancouver, Washington (Columbia River)—Fourth in 1981 Pac-10 hammer with mark of 188-8 . . . advanced to qualifying round of NCAA hammer . . . doubled in discus and hammer in four meets . . .

bothered by tendinitis and then severe lower back strain throughout last season . . . threw hammer 175-2 and discus 170-9 vs. Washington State . . . sat out his first year at Oregon after being named Columbia River High school athlete of the year for two years . . . high school district champion and state runner-up in discus . . . political science major interested in secondary education . . . born 8/14/60.

## Stan Link (Middle Distances)



**Best Marks: 1,500 (3:50.29, OSU dual, May 1981); Steeplechase (8:53.3, Kansas dual, April 1981).** 6-2, 160, Sr., Milwaukee, Oregon (Milwaukee)—Last season won steeplechase in dual meets against Washington and Kansas . . .

ran cross country last fall . . . ran for Boise State first two years . . . selected to Big Sky all-academic cross country team as well as to the University Dean's List . . . marketing major . . . born 5/18/59.


## Rourke Lowe (Hurdles)



**Best Mark: IH (53.80, Tennessee dual, March 1980).** 5-11, 175, Sr., Aloha, Ore. (Aloha)—Returning after missing last season following surgery to repair damaged ligaments in right knee . . . won 400 hurdles in duals against Tennessee and Washington two years ago . . .

splits time between track and spring football . . . split end on Oregon football team . . . won five state AAA hurdle titles while at Aloha High School . . . physical education major . . . born 9/1/59.


## Bart MacGillivray (Sprints)



**Best Marks: 100 (10.59, high school . . . 10.96, Tennessee dual, April 1980); 200 (21.49, Washington State dual, April 1981); 400 (48.62, Washington dual, April 1981).** 5-9, 160, Jr., Beaverton, Oregon (Sunset)—A durable athlete, he competed in ten Oregon meets last season and seven in 1980 . . . his 1981 marks against opponents he will be facing

again this year included 200 times of 21.62 vs. Washington, 21.49 vs. Washington State, 21.65 vs. Kansas, and 21.1 vs. California . . . anchored state high school sprint relay team champions two years in a row . . . placed third or better in both 100 and 200 meters in state meet his junior and senior seasons . . . health major interested in clinical service . . . born 8/17/60.

## David Mack (Middle Distances)



**Best Marks: 800 (1:46.07, TAC Championships, June 1981); 1,500 (3:44.85, Washington dual, April 1981); 400 (47.15, Auburn dual, April 1981).** 5-10, 148, Jr., Los Angeles, California (Locke)—Two-time defending Pac-10 800-meter champion . . . finished fifth in 1981 NCAA 800 semi-final heat . . . fourth in 1981 TAC 800 in PR 1:46.03 . . . named as all-American

following sixth place finish in 1980 NCAA 800 . . . in Olympic Trials, won semi-final heat and placed sixth in final with PR of 1:46.67 . . . during last two dual seasons, won 11 of 15 races, including seven of nine in 800 . . . anchored Oregon's mile relay team the past two seasons . . . best collegiate times last year were 1:46.99 in Pac-10 final and 1:47.18 in Louisiana Invitational.

### Progressions:

Year	Age	Affiliation	400	800	1,500
1979	18	Locke HS	48.17	1:49.9	
1980	19	Oregon	48.1	1:46.67	3:48.19
1981	20	Oregon	47.15	1:46.03	

## Bill McChesney (Distances)



**Best Marks: Mile (3:56.36, Twilight Meet, May 1981); 5,000 (13:15.77, Northwest Relays, May 1981); 10,000 (27:47.25, 1981).** 5-6, 115, Sr., Eugene, Oregon (South Eugene)—Member of 1980 Olympic team after placing third in the 5,000 at Olympic Trials . . . redshirted 1981 Oregon track season . . . second fastest American ever at 5,000 . . .

in spite of a season-long achilles problem, finished second in 1981 Pac-10 cross country championships . . . 44th in NCAA cross country meet, earning all-American status for second time . . . UO record holder for 5,000 (13:18.6, 1980) . . . third in 1980 NCAA 5,000 in 13:47.96 after finishing third at Pac-10 meet in 13:44.9 . . . hip injury kept him out of Pac-10 meet and slowed him to a 14:26 for 5,000 at the NCAA in 1979 . . . three-time all-American in high school . . . three-time state cross country and two-mile champion . . . former national-record holder in six-mile and 10,000 for high school runners, and was member of relay teams which set national records in both the four-mile and distance medley . . . born 9/1/59.

### Progressions:

Year	Age	Affiliation	5,000	10,000
1978	18	Oregon	13:59.6	30:25.5
1979	19	Oregon	13:42.6	
1980	20	Oregon	13:18.6	27:58.50
1981	21	Oregon TC/ Santa Monica TC	13:15.77	27:27.50


## Parrish Nixon (Sprints)



**Best Marks: 200 (21.47, Northern Division Relays May 1981); 400 (46.98, Washington State, April 1981).** 5-8, 143, Jr., Los Angeles, California (Fremont)—Has shown considerable improvement in his first two years at Oregon, cutting his 400 PR by two seconds . . . ran second leg of 1981 400 relay team which was undefeated in six dual meets and advanced to

the NCAA semi-finals . . . relay team set school record of 39.84 in Washington State dual . . . also ran leg on 1,600 relay team which ran 3:07.66 against Washington State . . . finished fifth in qualifying heat at 1981 Pac-10 400 . . . made Pac-10 400 final in 1980, finishing eighth . . . last season posted 400 bests of 46.98 vs. Washington State and 47.41 vs. Washington . . . CSPA major interested in juvenile counseling . . . born 10/3/61.


## Dwight Robertson (Hurdles)



**Best Marks: HH (14.16, Washington State dual, April, 1981).** 6-1, 195, Sr., Covington, Louisiana (St. Paul)—Placed first in three duals and second in two others last year . . . one of the leading rushers for UO football team two years ago but redshirted last season . . . has shown considerable improvement in the off-season . . . won 1982 Oregon Indoor Invitational

hurdles in Portland . . . best performance last season was a victory, and personal best, against Washington State . . . management major . . . born 5/11/60.

## Schuyler "Sky" Peterson (Hurdles)



**Best Marks: IH 53.9.** 5-11, 155, So., Rolling Hills, California . . . transfer from Harbor College . . . advanced to semi-finals of state junior college meet in 400 intermediate hurdles . . . will give Ducks depth in that event . . . political science major . . . born 10/13/60.

## Frode Stormyr (Javelin)



**Best Mark: JT (254-0, 1980)** 6-5, 215, So., Trondheim, Norway—Advanced through qualifying round of 1981 NCAA meet where he threw 222 . . . best marks last year of 247-3 in Northern Division Relays and 240-9 vs. Cal . . . Norwegian junior champion in 1980 . . . physical education major . . . born 4/14/60.

## Kory Tarpenning (Pole Vault)




**Best Mark: PV (16-6, Prefontaine Classic, June 1981)** 5-11, 165, So., Eugene, Oregon (Sheldon)—Transfer from Linn-Benton Community College . . . second in 1981 NJCAA Championship . . . third in last year's Prefontaine Classic . . . physical education major interested in athletic training . . . born 2/27/62.

## George Walcott (Sprints)



**Best Marks: 100 (10.40); 200 (20.83).** 5-9, 155, Jr., Kingston, Jamaica (Calabar)—NJCAA 200-meter champion while at Central Arizona College last year . . . was also fourth in 100 . . . member of Jamaican 400-meter relay team which competed in 1979 Pan-American Games . . . business major interested in marketing . . . born 3/23/60.

## Jerome Walker (Sprints)



**Best Marks: 100 (10.56, Washington State dual, April 1981); 200 (21.56, Washington State dual, April 1981); 200 (21.56, OSU dual, May 1980).** 5-8, 152, Jr., Bremerton, Washington (Bremerton)—Entered Pac-10 100 his first two seasons and his freshman year but did not qualify for finals . . . a mainstay on the Ducks' 400 relay team the past two seasons . . . best

meet last year was against Washington State where he placed third in 100 (10.56) and (21.70) . . . AA state champ at Bremerton in both 100 and 200 . . . best high school times were 9.6 and 21.9 . . . born 9/19/59.

## Don Ward (Hurdles)



**Best Marks: High hurdles (13.73, high school); Intermediate hurdles (50.99, Louisiana State Invitational, March 1981).** 6-0, 160, So., Albany, California (St. Mary's)—Second fastest intermediate hurdler ever at Oregon . . . won his first four intermediate hurdle races as a Duck . . . finished seventh in Pac-10 intermediates and ran in NCAA Trials round . . .

missed part of last season with ankle sprain . . . had fastest high school time in the country in intermediate hurdles, 51.84, in 1980 . . . ran high hurdles (14.76) and open 400 (49.91) against OSU last season . . . marketing major . . . born 2/20/62.

## Chris Wright (Sprints)



**Best Marks: 200 (21.65, May 1981); 400 (47.36, May 1981).** 5-11, 155, Fr., Eugene, Oregon (South Eugene)—1981 Oregon prep champion at 200 and 400 meters . . . holds state high school record for 400 meters . . . anchored first place relay teams in both 400 and mile . . . high-point scorer (25) in state meet . . . business major . . . born 5/13/63.

## Don Wright (Hurdles)



**Best Marks: HH (13.76, Big Sky Conference Meet, 1978).** 6-0, 165, Sr., Warwick, Australia (Warwick)—Ducks' top high hurdler the last two seasons . . . seventh in 1981 Pac-10 high hurdles and advanced through the NCAA semi-finals . . . best mark last season was a 13.91 win during California dual . . . fifth in 14.45 at 1980 Pac-10 meet . . . after his freshman season he

transferred from Idaho State where he won conference title in highs and excelled in 100 and 200 . . . competed for Australian national team in Pacific Conference Games in December 1977, and British Commonwealth Games in August 1978 . . . born 4/26/59.



# Oregon Men's Event Summary Roster

## 100 Meters

Jerome Walker	10.56
George Walcott	10.4
Nate Moreland	10.4
Mark James	10.65
Chris Wright	11.2
Scott Williams	

## 200 Meters

George Walcott	20.83
Parrish Nixon	21.47
Bart MacGillivray	21.49
Jerome Walker	21.56
Nate Moreland	21.4
Chris Wright	21.65
Mark James	21.70
Scott Williams	

## 400 Meters

Parrish Nixon	46.98
Brad Coleman	47.12
David Mack	47.15
Chris Wright	47.36
Bart MacGillivray	48.6

## 800 Meters

David Mack	1:46.03
Torstein Brox	1:49
Chris Hudson	1:50.8
Knut Hegvold	1:52.7

## 1,500 Meters

Bill McChesney	3:40.0
Jim Hill	3:41.54
David Mack	3:44.85
Torstein Brox	3:44.9
Chris Hudson	3:48.34
Stan Link	3:50.1
Mike Blackmore	4:14y
Knut Hegvold	

## Steeplechase

Stan Link	8:53.3
John Brauer	9:04.8
Derek Shirley	9:05
Cory Randall	9:11

## 5,000 Meters

Bill McChesney	13:15.77
Jim Hill	13:48.39
Greg Erwin	13:57.7
Mike Blackmore	14:23y
John Strickland	
Greg Hitchcock	

## 10,000 Meters

Bill McChesney	27:47.25
Greg Erwin	28:58.0
Jim Hill	29:22
Jasen Emmons	
Derek Shirley	
John Strickland	
Greg Hitchcock	

## High Hurdles

Don Wright	13.76
Don Ward	13.73hs
Dwight Robertson	14.6
Lamar Hurd	13.7hs

## Intermediate Hurdles

Don Ward	50.99
Don Wright	53.41
Rourke Lowe	53.80
Schuyler Peterson	53.9
Lamar Hurd	

## High Jump

Bill Abbott	7-2 $\frac{1}{4}$
Phil Christain	7-0
Dave Howard	6-11
Walt Reynolds	6-10
Brad Nizdil	6-6

## Pole Vault

Kory Tarpenning	16-6
Brian Walley	16-5
Steve Crane	16-0

## Long Jump

Lamar Hurd	24-5 $\frac{3}{4}$
Robert Hannon	23-6
Isaac Freeman	23-2

## Triple Jump

Lamar Hurd	51-9 $\frac{3}{4}$
Jeff Luty	49-3 $\frac{1}{4}$
Isaac Freeman	48-7
Giordano Simpson	46-6
Brad Nizdil	46-5
Hal Meyers	46-0
Brian Tate	46-0

## Shot Put

Dean Crouser	62-4
Craig Sutfin	57-8
Brian Crouser	61-7 $\frac{3}{4}$ hs

## Discus

Dean Crouser	213-0
Kent Landerholm	177-11
Steve Davis	164-4
Brian Crouser	179-3hs

## Javelin

Frode Stormyr	254-0
Dean Crouser	238-0
Brian Crouser	246-3hs

## Hammer

Kent Landerholm	192-2
Eric Hohn	190-5
Dean Crouser	185-9
Randy McCreary	175-9
Brian Crouser	166-10hs

## Decathlon

Mike Schnackenberg	6400
--------------------	------

# 1982 Oregon Men's Track & Field Roster

	Events (Best Marks)	Year	Height	Weight	Birthdate	Hometown (High School)
Jamin Aasum	1,500 (3.50)	Sr.	6-1	155	8/1/59	Albany, Ore. (West Albany)
Bill Abbott	HJ (7-2¼)	Sr.	6-6	172	8/3/59	Sacramento, Cal. (Rio Americano, Sacramento State)
Mike Blackmore	1,500 (4:14y); 5,000 (14:23y)	So.	5-8	130	12/19/61	Prosser, Wash. (Prosser)
John Brauer	Stpl (9:04.8)	Jr.	6-0	142	1/24/61	Florence, Ore. (Siuslaw)
Torstein Brox	800 (1:49); 1,500 (3:44.9)	Jr.	6-1	165	6/11/59	Konnenu, Norway
Christian Bugge	800 (1:54); 1,500 (3:57)	Jr.	6-2	160	5/15/60	Larvik, Norway
Phil Christain	HJ (7-0)	Sr.	6-2	180	2/9/58	Los Angeles, Cal. (Locke)
Rick Cleek	Distances	Jr.	5-8	118	6/23/56	Longview, Wash. (Morris)
Brad Coleman	400 (47.12)	Jr.	6-1	170	7/6/61	Springfield, Ore. (Springfield)
Steve Crane	PV (16-0)	Jr.	6-0	157	2/1/60	Portland, Ore. (David Douglas)
Brian Crouser	JT (246-3); SP (61-7¾); DT (179-3); HT (166-10)	Fr.	6-2	225	8/9/62	Gresham, Ore. (Gresham)
Dean Crouser	SP (62-4); DT (213-0); JT (238-0); HT (185-9)	Jr.	6-5	250	3/16/60	Gresham, Ore. (Gresham)
Chris Davis	400 (49.6)	Fr.	6-0	155	7/28/63	Palos Verdes Est., Cal. (Palos Verdes)
Steve Davis	DT (164-4)	Sr.	6-8	270	6/11/60	San Mateo, Cal. (San Mateo)
Jasen Emmons	10,000	Fr.	5-11	141	3/29/63	Great Falls, Mont. (Great Falls)
Greg Erwin	5,000 (13:57.7); 10,000 (28:58.0)	Sr.	6-1	140	12/31/59	Tacoma, Wash. (Bellarmine Prep)
Kenneth Flax	HT, SP (57-0 hs)	Fr.	5-10	200	4/20/63	Larkspur, Cal. (Redwood)
Isaac Freeman	TJ (48-7); LJ (23-6); 100 (11.2)	So.	6-1	178	4/28/61	Eugene, Ore. (Willamette)
Robert Hannon	LJ (23-6)	Jr.	5-11	155	3/11/60	Portland, Ore. (Centennial)
David Harding	10,000 (30:19); 3,000 (8:42)	Jr.	5-8	133	2/21/60	Lake Oswego, Ore. (Lake Oswego)

James Harshaw	Decathlon	Sr.	6-1	173	9/21/58	Seekonk, Mass. (Seekonk)
Knut Hegvold	800 (1:52.7); 1,500	So.	6-1	150	9/19/61	Saupstad, Norway
Jeff Hildebrandt	5,000 (14:11.63)	Jr.	6-0	156	12/1/59	Salem, Ore. (South Salem)
Jim Hill	1,500 (3:41.54); 5,000 (13:48.39); 10,000 (29:22)	Jr.	5-11	138	7/1/61	Vienna, Va. (Oakton)
Greg Hitchcock	5,000 (14:22)	Sr.			9/7/59	South Lake Tahoe, Cal. (South Tahoe)
Eric Hohn	HT (190-5)	Sr.	6-3	217	10/20/59	Downey, Cal. (Warren)
George Horton	100 (10.6); 200 (21.6)	Jr.	6-2	175	12/1/59	Gary, Ind. (Wallace)
David Howard	HJ (6-11)	Jr.	6-3	180	9/16/60	Eugene, Ore.
Chris Hudson	800 (1:50.8); 1,500 (3:48.34)	Sr.	5-10	147	7/18/59	Bellevue, Wash. (Newport)
Lamar Hurd	TJ (51-9¾); LJ (24-5¾); HH (13.7 hs)	So.	6-2	170	2/28/62	Seattle, Wash. (Garfield)
Mark James	100 (10.65); 200 (21.3)	So.	5-8	157	9/25/60	Tacoma, Wash. (Clover Park)
Kent Landerholm	HT (192-2); DT (177-11)	Sr.	6-2	236	8/14/60	Vancouver, Wash. (Columbia River)
Stan Link	1,500 (3:50.1); Stpl (8:53.3)	Sr.	6-2	160	5/18/59	Milwaukie, Ore. (Milwaukie)
David Litwin	100 (10.89); 400 (47.9)	Sr.	5-10	165	3/28/59	Corona, Cal. (Norco)
Rourke Lowe	IH (53.80)	Sr.	6-0	178	9/1/59	Aloha, Ore. (Aloha)
Jeff Luty	TJ (49-3¼)	Sr.	6-2	165	6/18/59	Portland, Ore. (Central Catholic)
Bart MacGillivray	200 (21.49); 400 (48.6)	Jr.	5-9	160	8/17/60	Beaverton, Ore. (Sunset)
David Mack	800 (1:46.03); 400 (47.15)	Jr.	5-10	148	5/25/61	Los Angeles, Cal. (Locke)
Bill McChesney	5,000 (13:15.77); 10,000 (27:47.25); Mile (3:56.3)	Sr.	5-6	115	8/1/59	Eugene, Ore. (South Eugene)
Randy McCreary	HT (175-9)	Jr.	6-3	230	9/8/61	Gresham, Ore. (Sam Barlow)
Nate Moreland	100 (10.4); 200 (21.4); 400 (48.0)	Jr.	6-0	175	4/1/61	Portland, Ore. (Jackson)

(continued next page)

## 1982 Oregon Men's Track & Field Roster continued

	Events (Best Marks)	Year	Height	Weight	Birthdate	Hometown (High School)
Hal Myers	LJ (22-8); TJ (46-0)	So.	5-11	155	7/17/61	Corvallis, Ore. (Crescent Valley)
Parrish Nixon	400 (46.98)	Jr.	5-8	143	10/3/61	San Pedro, Cal. (Fremont)
Brad Nizdil	TJ (46-5 <sup>1</sup> / <sub>4</sub> ); HJ (6-6)	Fr.	6-1	180	2/21/63	Gresham, Ore. (Barlow)
Schuyler Peterson	IH (53.9)	So.	5-11	155	10/13/60	Rolling Hills, Cal. (Rolling Hills)
Cory Randall	1,500 (3:53.54); Stpl (9:11)	Fr.	5-8	138	5/10/63	Springfield, Ore. (Thurston)
Walt Reynolds	HJ (6-10)	Fr.	5-11	155	12/3/61	East Lansing, Mich. (East Lansing)
Dwight Robertson	HH (14.16)	Sr.	6-1	195	7/20/60	Covington, La. (Covington)
Mike Schnackenberg	Dec (6400)	So.	5-10	160	6/26/58	Gresham, Ore. (Gresham)
Derek Shirley	Stpl (9:05); 10,000	Sr.	6-1	155	6/20/59	Lewiston, Idaho (Lewiston)
Giordano Simpson	TJ (46-6)	Fr.	6-2	170	6/5/63	Tacoma, Wash. (Lincoln)
Frode Stormyr	JT (254-0)	So.	6-5	215	5/14/60	Trondheim, Norway
John Strickland	5,000; 3,000 (8:26.3); 10,000	Fr.	6-2	160	10/10/62	Wycombe, England
Craig Sutfin	SP (57-8)	Fr.	5-10	192	1/6/63	Corning, Cal. (Corning Union)
Kory Tarpenning	PV (16-6)	So.	5-11	165	2/27/62	Eugene, Ore. (Sheldon)
Brett Tate	TJ (46-0)	Fr.	5-10	150	4/13/63	Mercer Island, Wash. (Mercer Island)
George Walcott	100 (10.4); 200 (20.83)	Jr.	5-9	155	3/23/60	Kingston, Jamaica
Jerome Walker	100 (10.56); 200 (21.56)	Jr.	5-8	152	9/19/59	Bremerton, Wash. (Bremerton)
Brian Walley	PV (16-0)	Sr.	6-2	185	6/27/60	Vancouver, Canada
Don Ward	IH (50.99); HH (14.76)	So.	6-0	160	2/20/62	Berkeley, Cal. (St. Mary's)
Scott Williams	100 (10.2); 200	So.	5-11	180	4/30/61	Portland, Ore. (Sam Barlow)
Chris Wright	200 (21.65); 400 (47.36)	Fr.	5-11	155	5/13/63	Eugene, Ore. (South Eugene)
Don Wright	HH (13.76); IH (53.41)	Sr.	6-0	165	4/26/59	Warwick, Australia (Warwick)

## Men's Track & Field Records

Event	World	American	Collegiate	Pac-10	Hayward Field	Oregon School
100	9.95 Jim Hines USA, 1968	9.95 Jim Hines Houston Striders, 1968	10.00 Carl Lewis Houston, 1981	10.02 James Sanford USC, 1980	10.07 Clancy Edwards USC, 1978	10.11 Don Coleman 1978
200	19.72 Pietro Mennea Italy, 1979	19.83 Tommie C, Smith, Santa Clara Valley Youth Vil. 1968	20.03 Clancy Edwards USC, 1978	20.03 Clancy Edwards USC, 1978	20.10 Millard Hampton San Jose C.C., 1976	20.39 Don Coleman 1979
400	43.86 Lee Evans USA, 1968	43.86 Lee Evans San Jose St., 1968	43.86 Lee Evans San Jose St., 1968	44.34 John Smith UCLA, 1971	44.93 David Jenkins Gr. Brit., 1975	44.9 Otis Davis 1960
800	1:41.73 Sebastian Coe Gr. Brit., 1981	1:43.91 Rick Wohlhuter Chicago TC, 1974	1:43.57 Mike Boit E. New Mexico, 1976	1:45.0 Wade Bell Oregon, 1967	1:44.3 Dave Wottle Bowling Green, 1972	1:45.0 Wade Bell 1967
1,500	3:31.36 Steve Ovett Gr. Brit., 1980	3:31.96p Steve Scott Sub-4, 1981	3:33.1 Jim Ryun Kansas, 1967	3:36.7 Matt Centrowitz Oregon, 1976	3:35.15 Steve Scott Sub-4 TC, 1980	3:36.7 Matt Centrowitz 1976
Mile	3:47.33 Sebastian Coe Gr. Brit., 1981	3:49.68p Steve Scott Sub 4, 1981	3:50.34 Todd Harbour Baylor, 1981	3:53.3 Dave Wottle USAF, 1973	3:53.3 Dave Wottle USAF, 1973	3:54.6 Steve Prefontaine 1973
3,000	7:32.1 Henry Rono Kenya, 1978	7:36.69 Steve Scott Sub-4, 1981	7:32.1 Henry Rono Wash. St., 1978	7:32.1 Henry Rono Wash. St., 1978	7:37.7 Rudy Chapa Oregon, 1979	7:37.7 Rudy Chapa 1979
Steeplechase	8:05.4 Henry Rono Kenya, 1978	8:15.68 Henry Marsh Ath. West, 1980	8:05.4 Henry Rono Wash. St., 1978	8:05.4 Henry Rono Wash. St., 1978	8:12.39 Henry Rono Wash. St., 1978	8:23.6 Ken Martin 1980

## Men's Track & Field Records continued

Event	World	American	Collegiate	Pac-10	Hayward Field	Oregon School
5,000	13:06.20 Henry Rono Kenya, 1981	13:15.06 Marty Liquori FFA, 1977	13:08.4 Henry Rono Wash. St., 1978	13:08.4 Henry Rono Wash. St., 1978	13:15.77 Bill McChesney Oregon TC, 1981	13:18.6 Bill McChesney 1980
10,000	27:22.4 Henry Rono Kenya, 1978	27:29.16 Craig Virgin FRTC, 1979	27:22.4 Henry Rono Wash. St., 1978	27:22.4 Henry Rono Wash. St., 1978	27:43.6 Steve Prefontaine Oregon TC, 1974	27:49.3 Alberto Salazar 1980
110 High Hurdles	12.93 Renaldo Nehemiah USA, 1981	12.93 Renaldo Nehemiah Ath. Attic, 1981	13.00 Renaldo Nehemiah Maryland, 1979	13.22 Greg Foster UCLA, 1978	13.22 Greg Foster UCLA, 1978	13.54 Jerry Tarr 1962
400 Hurdles	47.13 Edwin Moses USA, 1980	47.13 Edwin Moses Utopia Inter., 1980	47.45 Edwin Moses Morehouse, 1977	48.55 Tom Andrews USC, 1976	47.90 Edwin Moses Utopia Inter., 1980	49.6 Gary Knoke 1968
400 Relay	38.03 USA 1977	38.03 National Team 1977	38.69 USC 1980	38.44 (McCulloch, Kuller, Simpson, Miller) USC, 1967	39.4 (Williams, Brown, Garrison, Deckard) USC, 1972	39.84 (James, Nixon, Bradley, Walker) 1981
1,600 Relay	2:56.16 USA 1968	2:56.16 National Team 1968	3:01.9 Arizona St. 1977	3:02.0(c) (Andrews, Beaton, Sanford, Millins) USC, 1978	3:05.09y (Brown, Tufariello, Bogue, Dale) Villanova, 1978	3:06.3y Buford, Blackman, Chapman, Vance) 1971, 1972
Marathon	2:08.13 Alberto Salazar USA, 1981	2:08.13 Alberto Salazar Ath. West, 1981	2:10.09 Garry Henry Pembroke, 1980		2:10.20 Tony Sandoval Ath. West, 1981 Jeff Wells Ath. West, 1981	2:09.41 Alberto Salazar 1980
High Jump	7-8 <sup>3</sup> / <sub>4</sub> Gerd Wessig E. Germany, 1980	7-7 <sup>1</sup> / <sub>4</sub> Dwight Stones Pac. Coast Club, 1981	7-7 <sup>1</sup> / <sub>4</sub> Dwight Stones Long Beach, 1976 Jeff Woodard Alabama, 1981	7-6 <sup>1</sup> / <sub>4</sub> James Frazier Arizona, 1980	7-5 <sup>3</sup> / <sub>4</sub> Bill Jankunis New York AC, 1976	7-2 <sup>3</sup> / <sub>4</sub> Jan From 1979
Pole Vault	19-3 <sup>4</sup> / <sub>4</sub> Vladimir Polyakov Sov. Union, 1981	18-8 <sup>1</sup> / <sub>4</sub> Dave Roberts Florida TC, 1976	18-8 <sup>3</sup> / <sub>4</sub> Mike Tully UCLA, 1978	18-4 <sup>1</sup> / <sub>2</sub> Mike Tully UCLA, 1977 Tom Hintnaus Oregon, 1980	18-8 <sup>1</sup> / <sub>4</sub> Dave Roberts Florida TC, 1976	18-4 <sup>1</sup> / <sub>2</sub> Tom Hintnaus 1980
Long Jump	29-2 <sup>1</sup> / <sub>2</sub> Bob Beamon USA, 1968	29-2 <sup>1</sup> / <sub>2</sub> Bob Beamon Houston Striders, 1968	28-3 <sup>1</sup> / <sub>2</sub> Carl Lewis Houston, 1981	27-4 <sup>1</sup> / <sub>4</sub> Randy Williams USC, 1972	27-2 Larry Myricks Ath. Attic, 1980	26-2 <sup>1</sup> / <sub>4</sub> Bouncy Moore 1971
Triple Jump	58-8 <sup>1</sup> / <sub>4</sub> Jaoa Oliveira Brazil, 1975	57-7 <sup>1</sup> / <sub>2</sub> Willie Banks Ath. West, 1981	56-4 <sup>3</sup> / <sub>4</sub> Ron Livers San Jose St., 1977	55-11 <sup>1</sup> / <sub>4</sub> Willie Banks UCLA, 1978	56-3 <sup>1</sup> / <sub>4</sub> Ron Livers San Jose St., 1978	51-9 <sup>3</sup> / <sub>4</sub> Lamar Hurd 1981
Shot Put	72-8 Udo Beyer E. Germany, 1978	72-3 Brian Oldfield UCTC, 1981	71-8 <sup>1</sup> / <sub>2</sub> Terry Albritton Hawaii, 1976	70-6 <sup>1</sup> / <sub>2</sub> Terry Albritton Stanford, 1977	70-7 <sup>1</sup> / <sub>4</sub> Al Feuerbach Pac. Coast Club, 1974	68-11 <sup>1</sup> / <sub>4</sub> Neal Steinhauer 1967
Discus	233-5 Wolfgang Schmidt E. Germany, 1978	237-4p Ben Plucknett So. Cal Striders, 1981	217-3 Goran Svensson BYU, 1981	214-7 Borys Cambui Washington, 1976	231-3 Mac Wilkins Ath. West, 1978	213-0 Dean Crouser 1981
Hammer	268-4 Yuri Syedikh Sov. Union, 1980	237-2 Dave McKenzie W.C., 1981	242-1 Richard Olsen South. Meth., 1981	238-8 Scott Neilson Washington, 1978	237-5 Scott Neilson Washington, 1978	215-10 John McArdle 1979
Javelin	317-4 Ferenc Paragi Hungary, 1980	300-0 Mark Murro Arizona St., 1970	300-0 Mark Murro Arizona St., 1970	286-6 Reidar Lorentzen Oregon, 1979	293-0 Bob Roggy So. Illinois, 1978	286-6 Reidar Lorentzen 1979
Decathlon	8,649 Guido Kratschmer W. Germany, 1980	8,617 Bruce Jenner San Jose Stars, 1976	8,171 Mark Anderson UCLA, 1981	8,171 Mark Anderson UCLA, 1981	8,444 Bruce Jenner San Jose Stars, 1976	8,027 Craig Brigham 1975

# Oregon Men's Top Performances

## 100 Meters

Don Coleman	10.11	1978
Andrew Banks	10.22	1978
Larry Bradley	10.53	1981
Jerome Walker	10.56	1981
Leroy Thompson	10.58	1980
Chris Goodrich	10.63	1978
Al Dukowski	10.68	1975
Dale Warren	10.68	1976

### Hand Times:

Harry Jerome	10.0	1960, 64
Albert Hearvey	10.2	1972
Chris Brathwaite	10.3	1976
Bob Martin	10.5	1972
Mike Deibele	10.6	1968
Larry Bradley	10.6	1981
Mark James	10.6	1981

## 100 Yards

Harry Jerome	9.2	1962
Roscoe Cook	9.3	1959
Albert Hearvey	9.4	1970
John Mayes	9.4	1973
Brent Peterson	9.5	1973

## 200 Meters

Don Coleman	20.39	1979
Andrew Banks	20.86	1978
Al Dukowski	21.04	1977
Larry Bradley	21.22	1981
Robert Curry	21.37	1977
Parrish Nixon	21.47	1981
Bart MacGillvray	21.49	1981

### Hand Times:

Harry Jerome	20.7	1964
Chris Brathwaite	20.8	1976
Dave Blunt	20.9	1964
Frank Marlatt	21.0	1968
Mack Robinson	21.1	1936
Albert Hearvey	21.1	1972

## 220 Yards

Harry Jerome	20.7	1962
Albert Hearvey	20.7	1970
Bud Schoemake	20.8	1935
Paul Starr	20.9	1935
five others at	21.0	

## 400 Meters

Dacre Bowen	46.16	1977
Dave Hagmeier	46.44	1976
Ron Thomas	46.65	1979
Parrish Nixon	46.98	1981
David Mack	47.15	1981
Greg Walton	47.43	1978

### Hand Times:

Otis Davis	44.9	1960
Vince Bulford	46.6	1972
Al O'Leary	47.5	1964
Weldon Vance	47.7	1972
Doug Chapman	47.9	1972

## 440 Yards

Otis Davis	46.2	1959
Weldon Vance	46.7	1971
Ron Couser	46.9	1969
Gary Knoke	47.0	1968
Dave Hagmeier	47.0	1968

## 800 Meters

Wade Bell	1:45.0	1967
David Mack	1:46.03	1981
Steve Bence	1:47.7	1974
Scott Daggatt	1:47.8	1974
Greg Walton	1:48.7	1978
Mike McClendon	1:48.8	1971
Nate Harrison	1:48.99	1980
Rudy Chapa	1:49.2	1979
Matt Centrowitz	1:49.7	1976
Gary Sievers	1:49.8	1977
Bruce Nelson	1:49.9	1978

## 880 Yards

Wade Bell	1:46.1	1967
Dyrol Burleson	1:47.7	1962
Jere Van Dyk	1:47.9	1967
Steve Bence	1:48.1	1873
Sig Ohlemann	1:48.7	1962
Jim Reverman	1:48.8	1968
Jim Grelle	1:49.1	1958
Roscoe Divine	1:49.1	1970
Ray Van Asten	1:49.2	1964
Dave Wilborn	1:49.2	1968

## 1,500 Meters


Matt Centrowitz	3:36.7	1967
Steve Prefontaine	3:38.1	1973
Arne Kvalheim	3:38.5	1968
Rudy Chapa	3:38.7	1979
Knut Kvalheim	3:39.0	1973
Norm Trerise	3:36.6	1968
Dave Wilborn	3:39.9	1968
Randy Markey	3:40.0	1976
Dyrol Burleson	3:40.0	1960
Keith Forman	3:40.0	1964

## Mile

Steve Prefontaine	3:54.6	1973
Dave Wilborn	3:56.2	1967
Rosecoe Divine	3:56.3	1970
Rudy Chapa	3:57.04	1981
Dyrol Burleson	3:57.6	1961
Archie San Romani	3:57.6	1964
Knut Kvalheim	3:57.9	1973
Paul Geis	3:58.1	1974
Keith Forman	3:58.3	1962
Arne Kvalheim	3:58.5	1968
Mark Feig	3:58.5	1974
Jim Bailey	3:58.6	1956
Scott Daggatt	3:58.6	1975
Gary Barger	3:58.8	1975
Bill McChesney	3:59.1	1980
Matt Centrowitz	3:59.2	1975
Steve Savage	3:59.2	1970
Wade Bell	3:59.8	1966
Lars Kaupang	3:59.9	1974

## 5,000 Meters

Bill McChesney	13:18.6	1980
Rudy Chapa	13:19.3	1979
Steve Prefontaine	13:22.4	1973
Alberto Salazar	13:22.4	1979
Paul Geis	13:23.4	1974
Ken Martin	13:37.49	1980
Matt Centrowitz	13:42.7	1977
Don Clary	13:45.2	1976
Dave Taylor	13:45.9	1977
Arne Kvalheim	13:46.4	1968



## 3-Mile

Steve Prefontaine	12:53.4	1973
Paul Geis	12:55.8	1974
Arne Kvalheim	13:14.6	1968
Ken Moore	13:26.2	1966
Terry Williams	13:28.8	1975
Dave Taylor	13:30.6	1975
Norm Trerise	13:35.4	1968
Randy James	13:36.0	1974
Steve Savage	13:36.2	1970
Pat Tyson	13:37.0	1973

## 10,000 Meters

Alberto Salazar	27:49.3	1980
Bill McChesney	27:58.5	1980
Rudy Chapa	28:51.1	1977
Greg Erwin	28:58.0	1981
Terry Williams	29:00.8	1974
Don Clary	29:04.0	1977
Jim Hill	29:22.7	1981
Steve McChesney	29:28.0	1977
Art Boileau	30:10.5	1978
Don Beckwith	30:11.8	1975

## 6-Mile

Steve Prefontaine	27:09.4	1973
Terry Williams	28:03.0	1974
Mike Long	28:11.0	1973
Randy James	28:28.8	1974
Greg Erwin	30:06.0	1979
Art Boileau	30:10.5	1978
Don Beckwith	30:11.8	1975

Bill McChesney	30:25.5	1978
Dave Taylor	30:28.0	1976

## Steeplechase

Ken Martin	8:23.16	1980
Knut Kvalheim	8:25.6	1973
Don Clary	8:26.9	1979
Steve Savage	8:29.6	1971
Todd Lathers	8:35.0	1973
Mike Friton	8:35.0	1981
Gary Barger	8:38.4	1975
Lary Hurst	8:40.8	1977
Mike Long	8:45.0	1973
Mike Lehner	8:46.0	1964

## 110-Meter High Hurdles

Phil Bransom	13.84	1979
Don Wright	13.91	1981
Dwight Robertson	14.16	1981
Stan Whigham	14.24	1977

### Hand Times:

Ivory Harris	13.7	1972
Dave Edstrom	13.8	1972
Don Wright	13.9	1981
Gary Knoke	14.1	1968
John Woodman	14.1	1968

**Top Performances continued**

**120-Yard High Hurdles**

Jerry Tarry	13.3	1962
Dave Edstrom	13.8	1960
Bob Blum	13.8	1967
Ivory Harris	13.8	1971
Phil Bransom	13.9	1977
Mel Renfro	14.0	1962
Gary Knoke	14.0	1968
Mike Gaechter	14.1	1962
Myron Johnson	14.1	1969
Stan Whigham	14.1	1974

**400-Meter**

**Intermediate Hurdles**

Phil Bransom	50.57	1979
Don Ward	50.99	1981
Jim Bell	51.66	1978
Anthony Austin	51.67	1979
Dave Hagmeier	51.98	1977
Mike Eldredge	52.26	1980

**Hand Times:**

Gary Knoke	49.6	1968
Bob Blum	52.0	1968
Paul Wilkinson	53.0	1972
Sig Ohlemann	53.1	1962

**440-Yard**

**Intermediate Hurdles**

Jerry Tarr	50.3	1962
Gary Knoke	50.3	1968
Paul Cope	51.6	1966
Paul Wilkinson	51.6	1974
Dave Hagmeier	51.8	1975
Myron Johnson	51.9	1970
Bob Blum	52.0	1968
Dean Southam	52.2	1967
John Buller	52.8	1966
Oreaser Brown	53.0	1972

**High Jump**

Jan From	7-2 <sup>3</sup> / <sub>4</sub>	1979
Marty Hill	7-1 <sup>1</sup> / <sub>4</sub>	1971
Paul Stuber	7-0	1963
Greg Fries	7-0	1977
Jon Ogard	7-0	1978
Phil Christain	7-0	1981
Bill Abbott	7-0	1981
Les Steers	6-11	1941
Craig Brigham	6-10 <sup>3</sup> / <sub>4</sub>	1975
Terry Llewellyn	6-10 <sup>1</sup> / <sub>4</sub>	1963
Phil Singleton	6-10 <sup>1</sup> / <sub>4</sub>	1971

**Pole Vault**

Tom Hintnaus	18-4 <sup>1</sup> / <sub>2</sub>	1980
John Switzer	17-9	1980
Tinker Hatfield	17-2	1976
Allen Paz	16-6	1970
Judd Eddy	16-6	1974
Bob Varley	16-4 <sup>3</sup> / <sub>4</sub>	1968
Craig Brigham	16-4	1937.76
Gerry Moro	16-0 <sup>1</sup> / <sub>2</sub>	1965
Jim McMillan	16-0 <sup>1</sup> / <sub>4</sub>	1968
Steve Crane	16-0	1980
Brian Walley	16-0	1981

**Long Jump**

Bouncy Moore	26-2 <sup>1</sup> / <sub>4</sub>	1971
Ross Blackman	26-1	1974
Tom Smith	26-1 <sup>1</sup> / <sub>4</sub>	1969
Mel Renfro	25-11 <sup>3</sup> / <sub>4</sub>	1962
Ivory Harris	25-5 <sup>1</sup> / <sub>2</sub>	1957
Martin Pedigo	25-2 <sup>1</sup> / <sub>2</sub>	1957
Jerry Close	25-1	1962
Steve Anderson	25-1 <sup>1</sup> / <sub>4</sub>	1959
Mack Robinson	24-10 <sup>1</sup> / <sub>2</sub>	1938
Jim Barr	24-9 <sup>3</sup> / <sub>4</sub>	1971

**Triple Jump**

Lamar Hurd	51-9 <sup>3</sup> / <sub>4</sub>	1981
Gary Lacy	51-0	1979
Anthony Berry	50-11	1977
Ed Bilusak	50-9 <sup>1</sup> / <sub>4</sub>	1975
Marc Hadenfeld	50-4 <sup>1</sup> / <sub>2</sub>	1973
Howard Malcolm	49-9 <sup>1</sup> / <sub>4</sub>	1974
Warren Chen Shui	49-6 <sup>1</sup> / <sub>4</sub>	1970
Warner Sonnenschein	49-5 <sup>3</sup> / <sub>4</sub>	1965
Herman Brame	48-4 <sup>3</sup> / <sub>4</sub>	1966
Jeff Luty	48-4 <sup>1</sup> / <sub>2</sub>	1978
Tom Miller	48-0	1979

**Shot Put**

Neil Steinhauer	68-11 <sup>3</sup> / <sub>4</sub>	1967
Jeff Stover	68-4 <sup>1</sup> / <sub>2</sub>	1980
Pete Shmook	66-5	1972
Vince Goldsmith	63-10 <sup>1</sup> / <sub>4</sub>	1981
Dave Voorhees	64-3 <sup>3</sup> / <sub>4</sub>	1978
Mac Wilkins	63-8	1973
Dean Crouser	62-4	1981
Dave Steen	61-11 <sup>1</sup> / <sub>4</sub>	1963
Howard Banich	60-6 <sup>1</sup> / <sub>2</sub>	1977
Bob Foskett	60-2 <sup>3</sup> / <sub>4</sub>	1967

**Discus**

Dean Crouser	213-0	1981
MacWilkins	212-6	1973
Ray Burton	204-4	1976
Gary Wolf	193-2	1972
Neal Steinhauer	187-3	1967
Zig Strauts	185-11 <sup>1</sup> / <sub>2</sub>	1970
Howard Banich	182-4 <sup>1</sup> / <sub>2</sub>	1975
Kent Landerholm	177-11	1981
Dave Steen	177-1 <sup>1</sup> / <sub>2</sub>	1963
Arnie Swan	174-10	1978

**Hammer**

John McArdle	215-10	1979
Rich Perkins	213-11	1976
Mac Wilkins	201-3 <sup>1</sup> / <sub>2</sub>	1973
Ray Burton	193-6	1978
Jeff Stover	193-1	1979
Kent Landerholm	192-2	1980
Eric Hohn	190-5	1981
Mike Bolliger	187-9	1973
Carl Eklund	184-8	1975
Ron Perkins	182-8	1978

**Javelin**

Reidar Lorentzen	286-6	1979
Les Tipton	263-1 <sup>1</sup> / <sub>2</sub>	1964
Mac Wilkins	257-4	1970
Jeff Carter	254-8	1976
Bob Daniel	251-3	1972
John Burns	250-1	1963
Mark Richardson	248-3	1970
Frøde Stormyr	247-3	1981
Gary Reddaway	246-1 <sup>1</sup> / <sub>2</sub>	1964
Bill Heikkila	246-0	1967

**Decathlon**

Craig Brigham	8,027	1975
Dave Edstrom	7,599	1959
Paul Doyle	7,200	1979
Jim Smith	6,922	1976
Kevin Tarpenning	6,815	1977
John Reed	6,777	1974
Rick Hedges	6,751	1972
Kevin Simmons	6,207	1977
Tom Smith	5,989	1972
Jim Carmichael	5,938	1973
Judd Eddy		

**Oregon Men's Dual-Meet Results**

**1950 (4-0)**

Oregon	73	Washington	58
Oregon	75 <sup>1</sup> / <sub>2</sub>	WSU	55 <sup>1</sup> / <sub>2</sub>
Oregon	88	Idaho	43
Oregon	80 <sup>1</sup> / <sub>2</sub>	OSU	49 <sup>1</sup> / <sub>2</sub>

**1951 (2-2)**

Washington	74	Oregon	57
Oregon	77 <sup>2</sup> / <sub>3</sub>	Idaho	55 <sup>1</sup> / <sub>3</sub>
WSU	68 <sup>2</sup> / <sub>3</sub>	Oregon	62 <sup>1</sup> / <sub>3</sub>
Oregon	82 <sup>2</sup> / <sub>3</sub>	OSU	48 <sup>1</sup> / <sub>3</sub>

**1952 (4-0)**

Oregon	69 <sup>1</sup> / <sub>2</sub>	Washington	61 <sup>1</sup> / <sub>2</sub>
Oregon	67 <sup>1</sup> / <sub>2</sub>	WSU	63 <sup>1</sup> / <sub>2</sub>
Oregon	78	Idaho	53
Oregon	74 <sup>2</sup> / <sub>3</sub>	OSU	56 <sup>1</sup> / <sub>3</sub>

**1953 (2-2)**

Oregon	84	Idaho	47
Washington	77	Oregon	54
WSU	86	Oregon	45
Oregon	88 <sup>1</sup> / <sub>8</sub>	OSU	42 <sup>5</sup> / <sub>8</sub>

**1954 (4-0)**

Oregon	92	Idaho	38
Oregon	74	Washington	57
Oregon	067 <sup>1</sup> / <sub>2</sub>	WSU	63 <sup>1</sup> / <sub>2</sub>
Oregon	080	OSU	51

**1955 (6-0)**

Oregon	W	Willamette	
Oregon	W	Lewis & Clark	
Oregon	103	Idaho	27
Oregon	69 <sup>1</sup> / <sub>2</sub>	Washington	61 <sup>1</sup> / <sub>2</sub>
Oregon	72	WSU	59
Oregon	97	OSU	34

**1956 (5-0)**

Oregon	W	Willamette	
Oregon	79	OSU	52
Oregon	58 <sup>1</sup> / <sub>2</sub>	WSU	52 <sup>1</sup> / <sub>2</sub>
Oregon	71 <sup>1</sup> / <sub>2</sub>	Washington	59 <sup>1</sup> / <sub>2</sub>
Oregon	78 <sup>2</sup> / <sub>3</sub>	Idaho	58 <sup>1</sup> / <sub>3</sub>

**1957 (4-0)**

Oregon	94	WSU	37
Oregon	84	Washington	47
Oregon	113	Idaho	18
Oregon	99 <sup>1</sup> / <sub>2</sub>	OSU	31 <sup>1</sup> / <sub>2</sub>

**1958 (4-0)**

Oregon	66	Fresno St.	65
Oregon	71	WSU	59
Oregon	78	Washington	63
Oregon	91 <sup>1</sup> / <sub>2</sub>	OSU	38 <sup>1</sup> / <sub>2</sub>

**1959 (6-1)**

Oregon	91 <sup>1</sup> / <sub>2</sub>	Fresno St.	039 <sup>1</sup> / <sub>2</sub>
Oregon	81 <sup>1</sup> / <sub>2</sub>	Washington	49 <sup>1</sup> / <sub>2</sub>
Oregon	UO-55 <sup>1</sup> / <sub>2</sub>	Stanford-44 <sup>1</sup> / <sub>2</sub>	
Oregon	W	Idaho	
Oregon	74	WSU	57
Oregon	79 <sup>1</sup> / <sub>8</sub>	OSU	51 <sup>5</sup> / <sub>8</sub>

**1960 (5-0)**

Oregon	87	Fresno St.	43
Oregon	77	Washington	54
Oregon	87	Stanford	44
Oregon	74 <sup>1</sup> / <sub>2</sub>	WSU	56 <sup>1</sup> / <sub>2</sub>
Oregon	84 <sup>2</sup> / <sub>3</sub>	OSU	46 <sup>1</sup> / <sub>3</sub>

**1961 (6-1)**

Oregon	88	Idaho	40
Oregon	79	OSU	51
Oregon	90	Stanford	38
USC	78	Oregon	53
Oregon	86	WSU	44
Oregon	95	Washington	36
Oregon	70	OSU	61

**1962 (10-0)**

Oregon	112 <sup>1</sup> / <sub>2</sub>	Fresno St.	17 <sup>1</sup> / <sub>2</sub>
Oregon	99	California	32
Oregon	W	San Jose St.	
Oregon	83	Brigham	48
		Young	
Oregon	90	Stanford	41
Oregon	75	USC	56
Oregon	98	WSU	45
Oregon	98	OSU	45
Oregon	98	Washington	46
Oregon	85	OSU	59

**1963 (7-2)**

Oregon	79	California	66
Oregon	92	Oregon	53
Oregon	74	Stanford	71
Oregon	96	Brigham	49
		Young	
Oregon	87	WSU	57
Oregon	W	Idaho	
Oregon	80	OSU	65
Oregon	103	Washington	42
OSU	79	Oregon	66

**1964 (3-3)**

Oregon	74	Stanford	71
Oregon	81	WSU	64
USC	82	Oregon	63
OSU	73	Oregon	72
Oregon	91 <sup>1</sup> / <sub>2</sub>	Washington	52 <sup>1</sup> / <sub>2</sub>
OSU	73	Oregon	71

**1965 (5-1)**

Oregon	79 <sup>1</sup> / <sub>2</sub>	California	64 <sup>1</sup> / <sub>2</sub>
Oregon	75	WSU	70
Oregon	83	Stanford	62
Oregon	75	OSU	70
Oregon	93	Washington	52
OSU	79	Oregon	66

**1966 (6-1)**

Oregon	W	Sac. St.	
Oregon	86	Washington	59
Oregon	78	California	67
UCLA	91	Oregon	54
Oregon	82	WSU	62
Oregon	90	OSU	55
Oregon	89 <sup>1</sup> / <sub>2</sub>	OSU	51 <sup>1</sup> / <sub>2</sub>

**1967 (3-3)**

Washington	76	Oregon	69
Oregon	85	California	69
UCLA	85	Oregon	59
Oregon	91	WSU	54
OSU	73	Oregon	72
Oregon	86	OSU	58

**1968 (1-4)**

Washington	70	Oregon	66
USC	92	Oregon	53
WSU	77	Oregon	68
Oregon	92	Stanford	53
OSU	80	Oregon	65

**1969 (3-3)**

Oregon	106	Fresno St.	38
Oregon	111	Washington	37
USC	82 <sup>1</sup> / <sub>2</sub>	Oregon	72 <sup>1</sup> / <sub>2</sub>
WSU	89	Oregon	65
Oregon	93	Stanford	65
OSU	91	Oregon	63

**1970 (5-1)**

Oregon	77	UTEP	76
Oregon	89	Washington	65
Oregon	80	California	74
UCLA	81	Oregon	73
Oregon	83 <sup>1</sup> / <sub>2</sub>	WSU	70 <sup>1</sup> / <sub>2</sub>
Oregon	88	OSU	66



#### Dual-Meet Results continued

##### 1971 (6-1)

Oregon	118	San Diego	36
Oregon	93	Stanford	61
Oregon	85	Washington	60
Oregon	90½	California	63½
UCLA	86	Oregon	59
Oregon	107	WSU	46
Oregon	86	OSU	68

##### 1972 (5-0)

Oregon	138	Fresno St.	59
Oregon	109	Washington	54
Oregon	105	Nebraska	40
Oregon	99	WSU	63
Oregon	117	OSU	37

##### 1973 (5-1)

Oregon	115	Washington	48
UCLA	224	Oregon	207
Nebraska	109	WSU	140
Oregon	94	WSU	69
Oregon	86	OSU	77

##### 1974 (2-3)

Oregon	W	Arizona St.	
Washington	93	Oregon	70
UCLA	93	Oregon	61
Oregon	92	WSU	71
OSU	88	Oregon	75

##### 1975 (3-2)

Ariz. St.	W	Oregon	
Oregon	95½	Washington	67½
UCLA	89	Oregon	65
WSU	94	Oregon	69
Oregon	90	OSU	73

##### 1976 (3-1)

Oregon	84	Oregon	79
UCLA	82	Oregon	72
Oregon	95	WSU	68
Oregon	95	WSU	68
Oregon	106	OSU	57

##### 1977 (6-1)

Oregon	101	Washington	60
UCLA	82½	Oregon	71½
Oregon	94	WSU	68
Oregon	77½	Ariz. St.	76½
Oregon	103	OSU	60

##### 1978 (4-2)

Oregon	100	L. Beach	58
Oregon	110	Washington	53
Oregon	81	UCLA	73
WSU	85	Oregon	78
San Jose St.	90	Oregon	64
Oregon	94	OSU	69

##### 1979 (6-0)

Oregon	101	UC-Irvine	62
Oregon	118	Brigham Young	45
Oregon	117	Washington	46
Oregon	85½	UCLA	68½
Oregon	95	WSU	68
Oregon	126	OSU	37

##### 1980 (6-1)

Oregon	79	Tennessee	75
Oregon	96	WSU	67
Kansas	86	Oregon	68
Oregon	100	Washington	63
Oregon	109	Brigham Young	54
Oregon	106	OSU	57
Oregon	80	Indiana	74

##### 1981 (5-1)

Oregon	107	Washington	56
Oregon	121	Auburn	33
WSU	86	Oregon	77
Oregon	97	Kansas	56
Oregon	107½	OSU	55½
Oregon	87	California	66

## Dual-Meet Top 10 Rankings

Track & Field News in 1970 began a season-end top 10 listing of dual-meet team standings based on season performance, both actual and hypothetical. Oregon is one of just three teams to make the top 10 all 12 years and in 1979 became the first team other than USC to be ranked number one.

### 1970

- 1—UCLA
- 2—Oregon
- 3—Texas-El Paso
- 4—Southern Cal
- 5—Washington State
- 6—Brigham Young
- 7—Kansas
- 8—California
- 9—Tennessee
- 10—Nebraska

### 1971

- 1—Southern Cal
- 2—UCLA
- 3—Oregon
- 4—Texas-El Paso
- 5—Kansas
- 6—Brigham Young
- 7—California
- 8—Pennsylvania
- 9—Eastern Michigan
- 10—Kansas State

### 1972

- 1—UCLA
- 2—Oregon
- 3—Southern Cal
- 4—Texas-El Paso
- 5—Tennessee
- 6—Oregon State
- 7—Texas
- 8—Kansas
- 9—Brigham Young
- 10—Kansas State

### 1973

- 1—UCLA
- 2—Oregon
- 3—Texas
- 4—Southern Cal
- 5—Indiana
- 6—San Jose State
- 7—Brigham Young
- 8—Arizona
- 9—Tennessee
- 10—Oregon State

### 1974

- 1—UCLA
- 2—Southern Cal
- 3—Texas
- 4—Tennessee
- 5—Oregon State
- 6—Texas-El Paso
- 7—Oregon
- 8—Indiana
- 9—Washington State
- 10—Washington

### 1975

- 1—UCLA
- 2—Southern Cal
- 3—Arizona State
- 4—Kansas
- 5—Texas-El Paso
- 6—Tennessee
- 7—San Jose State
- 8—Washington
- 9—Oregon
- 10—Florida

### 1976

- 1—Southern Cal
- 2—Texas-El Paso
- 3—UCLA
- 4—Tennessee
- 5—Texas
- 6—Oregon
- 7—San Jose State
- 8—Washington State
- 9—Auburn
- 10—Long Beach State

### 1977

- 1—Southern Cal
- 2—Arizona State
- 3—UCLA
- 4—Oregon
- 5—San Jose State
- 6—Texas-El Paso
- 7—Auburn
- 8—Washington State
- 9—Southern Illinois
- 10—Kansas

### 1978

- 1—Southern Cal
- 2—Washington State
- 3—Texas-El Paso
- 4—UCLA
- 5—Oregon
- 6—Tennessee
- 7—San Jose State
- 8—Brigham Young
- 9—Nebraska
- 10—Long Beach State

### 1979

- 1—Oregon
- 2—UCLA
- 3—Southern Cal
- 4—Tennessee
- 5—Auburn
- 6—Maryland
- 7—Washington State
- 8—Kansas
- 9—Texas-El Paso
- 10—San Jose State

### 1980

- 1—UCLA
- 2—Kansas
- 3—Tennessee
- 4—Oregon
- 5—Texas
- 6—California
- 7—Louisiana State
- 8—Indiana
- 9—Southern Cal
- 10—Washington State

### 1981

- 1—Washington State
- 2—UCLA
- 3—Oregon
- 4—Tennessee
- 5—California
- 6—Arizona State
- 7—Texas
- 8—Cal Poly-SLO
- 9—Florida State
- 10—Indiana

# NCAA Cross Country Results



## Team Standings

1963—1-San Jose State, 53; **2-Oregon, 68**; 3-Notre Dame, 128  
 1964—1-Western Michigan, 86; **2-Oregon, 116**; 3-Ohio University, 120  
 1965—1-Western Michigan 81; 2-Northwestern 114; 3-Tennessee, 137;  
**8-Oregon, 229**  
 1966—Did Not Compete  
 1967—Did Not Compete  
 1968—Did Not Compete  
 1969—1-Texas-El Paso, 72; 2-Villanova, 85; **3-Oregon, 111**  
 1970—1-Villanova, 85; **2-Oregon, 86**; 3-Texas-El Paso, 124  
 1971—**1-Oregon, 83**; 2-Washington State, 122; 3-Pennsylvania, 158  
 1972—1-Tennessee, 134; 2-East Tennessee State, 148; **3-Oregon, 158**  
**1973—1-Oregon, 89**; 2-Texas-El Paso, 157; 3-Washington State, 166

1974—**1-Oregon, 77**; 2-Western Kentucky, 110; 3-Texas-El Paso, 136  
 1975—1-Texas-El Paso, 88; 2-Washington State, 92; 3-Providence, 183;  
**11-Oregon, 319**  
 1976—1-Texas-El Paso, 62; **2-Oregon, 117**; 3-Washington State, 179  
 1977—**1-Oregon, 100**; 2-Texas-El Paso, 105; 3-Wyoming, 186  
 1978—1-Texas-El Paso, 56; **2-Oregon, 72**; 3-Wisconsin, 134  
 1979—1-Texas-El Paso, 86; **2-Oregon, 93**; 3-Penn State, 186  
 1980—1-Texas-El Paso, 58; 2, Arkansas, 152; 3-Penn State 153;  
**20-Oregon, 462**  
 1981—Did Not Compete

## Oregon Individuals

1963—11-Clayton Steinke, 20:09.5; 14-Ken Moore, 20:14.4; 23-Mike Lehner, 20:28; 26-Dan Tonn, 20:31; 28-Keith Forman, 20:33; 64-Archie San Romani, 21:07.2; 72-Bruce Mortenson, 21:13.5  
 1964—10-Ken Moore, 20:52.7; 20-Don Scott, 20:53.2; 25-Dan Tonn, 20:56.5; 27-Bruce Mortenson, 20:58.2; 51-Bob Williams, 21:16.5  
 1965—29-Ken Moore, 31:05; 54-Dave Wilborn, 31:35.4; 55-Brian Clarke, 31:35.6; 79-Bruce Mortenson, 32:15.3  
 1969—3-Steve Prefontaine, 29:12; 15-Mike McClendon, 29:59; 27-Roscoe Divine, 30:10; 64-Tom Morrow, 31:16; 82-Terry Dooley, 31:29  
 1970—1-Steve Prefontaine, 28:00.2; 26-Steve Savage, 29:04; 30-Rick Ritchie, 29:10; 38-Randy James, 29:15; 4-Mark Savage, 29:21  
 1971—1-Steve Prefontaine, 29:14; 19-Randy James, 30:15; 33-Pat Tyson, 30:34; 35-Mike Long, 30:37; 48-Rick Ritchie, 30:49  
 1972—14-Randy James, 29:09; 36-Rick Ritchie, 29:37; 54-Pat Tyson, 29:49; 65-Gary Barger, 29:55; 79 Robert Grubbs, 30:08; 106-Knut Kvalheim, 30:27  
 1973—1-Steve Prefontaine, 28:14.8; 22-Terry Williams, 29:12.4; 30-Dave Taylor, 29:24.0; 33-Randy James, 29:26.4; 50-Gary Barger, 29:44.8  
 1974—4-Paul Geis, 29:57; 5-Dave Taylor, 29:59; 6-Terry Williams, 30:01.63; 25-Gary Barger, 30:34.24; 62-Lars Kaupang, 31:11.15; 161-Bob Hensley, 30:07.19  
 1975—4-Terry Williams, 28:57.9; 32-Dave Taylor, 29:34.1; 67-Gary Barger, 30:00.6; 173-Peter Spir, 30:54.0; 175-Matt Centrowitz, 30:54.5  
 1976—9-Rudy Chapa, 28:49.58; 16-Terry Williams, 29:01.53; 29-Dave Taylor, 29:18.81; 51-Matt Cantrowitz, 29:41.32; 55-Don Clary, 29:45.12  
 1977—9-Alberto Salazar, 29:20.8; 12-Don Clary, 29:33.1; 27-Rudy Chapa, 29:51.2; 28-Bill McChesney, 29:51.5; 63-Matt Cantrowitz, 30:19.7  
 1978—1-Alberto Salazar, 29:29.7; 7-Don Clary, 29:47.3; 14-Rudy Chapa, 29:54.5; 22-Ken Martin, 30:07.0; 52-Bill McChesney, 30:35.3; 68-Art Boileau, 30:47.4  
 1979—2-Alberto Salazar, 28:37.4; 10-Rudy Chapa, 29:28.2; 24-Don Clary, 29:49.8; 40-Ken Martin, 30:04.6; 43-Bill McChesney, 30:06.8; 84-Jeff Nelson, 30:49.2; 154-Greg Erwin, 31:36.1  
 1980—83-Greg Erwin, 30:46; 98-Jim Hill, 30:52; 112-Graydon Pihlaja, 31:03; 171-Mike Friton, 31:38; 175-Brad Simpson, 31:42; 204-Mike Blackmore, 32:05; 223-Richard Kermode, 32:39  
 1981—44-Bill McChesney, 30:17.1

## NCAA Cross Country All-Americans

Gary Barger—1974 (25th)  
 Rudy Chapa—1976 (9th), 1977 (27th), 1978 (14th), 1979 (10th)  
 Don Clary—1977 (12th), 1978 (7th), 1979 (24th)  
 Paul Geis—1974 (4th)  
 Randy James—1971 (19th), 1972 (14th)  
 Ken Martin—1978 (22nd)  
 Bill McChesney—1977 (28th), 1981 (44th)  
 Mike McClendon—1969 (15th)  
 Ken Moore—1963 (14th)  
 Steve Prefontaine—1969 (3rd), 1970 (1st), 1971 (1st), 1973 (1st)  
 Alberto Salazar—1977 (9th), 1978 (1st), 1979 (2nd)  
 Clayton Steinke—1963 (11th)  
 Dave Taylor—1974 (5th), 1976 (29th)  
 Terry Williams—1973 (22nd), 1974 (6th), 1975 (4th), 1976 (16th)

# University of Oregon



The University of Oregon is one of the nation's leading research institutions. Established in 1876, the University currently enrolls more than 16,500 students, and has more than 85,000 alumni. The University's faculty includes many Fulbright Scholars and Danforth and Guggenheim Fellows. Five faculty scientists are members of the National Academy of Science. Recognition for teaching, writing, lecturing, and research has been conferred on the faculty by the National Endowments for the Arts and Humanities and the Ford, Carnegie, and National Science Foundations.

The University is one of only 24 public institutions honored with membership in the Association of American Universities. It consists of a College of Arts and Sciences (sciences and letters) with departments in the sciences, social sciences, and humanities, and nine professional schools and colleges. The professional areas include business administration; education; architecture and allied arts; community service and public affairs; journalism; law; music; and graduate studies.

The University Library's collection of 1.2 million volumes is the largest in the state. The University has a Museum of Art and a Museum of Natural History which house collections drawn from all over the world. More than 2,500 local citizens are registered borrowers in the University Library, and more than 90,000 persons tour the Museum of Art each year.

The University's campus is a mixture of ivy-covered buildings and modern structures with hundreds of different kinds of trees gracing the grounds. The campus is compact and is located within walking distance of downtown Eugene.

The Eugene area has a population of around 165,000. Eugene is located at the south end of the lush Willamette Valley, midway between the Cascade Mountains and the Pacific Ocean. More than a thousand acres of parks, extensive bikeways and jogging trails, and a three-mile canoe course add to Eugene's charm. With its mild climate, cosmopolitan atmosphere, and numerous recreational opportunities, Eugene is considered one of the "most liveable" medium-sized cities in the country.

## Oregon Administration

### Paul Olum, President



Paul Olum was inaugurated as president of the University of Oregon on October 11, 1981, after serving as acting president since July 1, 1980. He came to Oregon five years ago from the University of Texas at Austin to accept the key administrative position of vice president for academic affairs and provost. His appointment followed a nationwide search by the University that attracted more than 300 candidates. At the time he

was dean of the College of Natural Sciences at Texas.

For 25 years prior to going to Texas—from 1949 to 1974—he was a member of the Cornell University faculty, serving as a professor of mathematics and as chairman of the mathematics department for three years. He was the first member of that faculty to be chosen by students to serve on the school's board of trustees.

Olum's first position in the academic field was as a theoretical

physicist on the Manhattan project at Princeton, from 1941-42, and at Los Alamos, from 1943-1945. He was awarded a baccalaureate degree summa cum laude from Harvard in 1940, a master of arts degree from Princeton in 1942, and a doctorate from Harvard in 1947.

### Rick Bay, Director of Athletics



Rick Bay is the newest and youngest athletic director in the Pac-10. A former University of Michigan football quarterback and wrestler, Bay became athletic director at Oregon in August 1981. Before that, he was the associate executive director of the University of Michigan Alumni Association.

Bay was the Big 10's outstanding wrestler in 1965 and nine years later, coaching at his alma mater, he was named the National


Collegiate Wrestling Coach of the Year. He spent four years as head wrestling coach at Michigan, where he was also director of academic counseling and assistant professor of physical education. During his years as head coach, he led his team to two undefeated seasons and won a Big 10 team championship. During his first two years as assistant wrestling coach, Bay held a second full-time job, as a news and sports broadcaster for WAAM radio in Ann Arbor. He has also been color commentator for University of Michigan football with WTOD radio in Toledo, Ohio.

Bay had been in his position with the Michigan alumni association for seven years and directed a professional and clerical staff of 30 people, serving 50,000 dues-paying alumni. In 1978, the association was named "Most Outstanding Alumni Association" in the nation by the Council for the Advancement and Support of Education.

He also directed a successful \$2.6 million fund-raising campaign for a new Alumni Center at Michigan. He is the immediate past president and member of the Governing Board of the United States Wrestling Federation and a representative from the federation to the United States Olympic Committee.

Bay earned his bachelor of arts degree from Michigan in 1965, majoring in speech and English. He was born November 11, 1942.

## Hayward Field-Stevenson Track



The University of Oregon's Hayward Field, one of the most famous track facilities in the nation, is named for Bill Hayward, who coached Oregon men's track and field teams from 1904 to 1947.

Stevenson Track is named after Oregon alums Donald M. Stevenson and Angelin Williams Stevenson of Willard, Washington, who make a sizeable contribution for the original all-weather track at Hayward Field. The artificial track, redone in 1978, is of Urethane, manufactured by Pro-Turf. Selected for non-skid quality, Urethane is ideal under any weather conditions.

Hayward Field has been the site of four NCAA Championships, three Olympic Trials for track and field and the 1980 AIAW Championships. Hayward Field seats 14,200 spectators. Another 2,100 persons can be accommodated on a standing-room only basis. Bill Bowerman, longtime men's track coach at Oregon, led a fund drive to build the new grandstand in 1975. Under the west grandstand is an indoor facility built in 1976. Included in this area are an 80-meter straightaway, long-jump and high-jump pits, and screened rings for shot and discus. A weight room under the east grandstand has multiple lifting stations for free weights.

Stevenson Track is 440 yards in length. All events are run metrically except the mile relay. The oval has eight 45-inch lanes and a soft-surface inner lane for jogging.

**The Bill Hayward Era:** Bill Hayward (1868-1947), the "Grand Old Man of Oregon Athletics," coached track and field at the University of Oregon for 44 years until his death in 1947. He was on the coaching staff for six Olympics and coached four world-record holders, six American-record holders, four NCAA champions, and nine Olympic team members.

**The Bill Bowerman Era:** Bill Bowerman, one of the world's leading track and field authorities, forged a brilliant record over a 24-year career at Oregon. From 1949 to 1972, Bowerman had a winning record every year but one. In ten seasons, his teams were undefeated in dual meets. Only five schools ever beat a Bowerman-coached team, and only two—perennial track powers USC and UCLA—had winning records against the Ducks. Also in those years, Oregon won four NCAA titles and was runner-up twice. The Ducks finished in the top ten 16 of the 24 years that Bowerman was the coach. Bowerman lives in Eugene, is active with Blue Ribbon Sports (Nike Shoes) and has spearheaded several major restoration projects at Hayward Field. He was born the week of February 16, 1911.



# Oregon Honor Roll

## World Record Holders

1906	Dan Kelley	100y	9.6
1906	Dan Kelly	220	21.1
1929	Ed Moeller	Discus	160-7 <sup>10</sup> / <sub>10</sub>
1936	George Varoff	Pole Vault	14-6 <sup>1</sup> / <sub>2</sub>
1941	Les Steers	High Jump	6-11
1959	Bill Dellinger	2-mile (indoors)	8:49.9
1959	Bill Dellinger	3-mile (indoors)	13:37.0
1959	Roscoe Cook	100y	9.3
1960	Roscoe Cook	60y (indoors)	6.0
1960	Harry Jerome	100	10.0
1960	Otis Davis	400	44.9
1961	Roscoe Cook	60y (indoors)	6.0
1961	Harry Jerome	100y	9.3
1962	Harry Jerome	100y	9.2
1962	Tarr, Gaechter, Renfro, Jerome	440 Relay	40.0
1962	Archie San Romani, Vic Reeve, Keith Forman, Dyrol Burleson	4-mile Relay	16:08.9
1967	Neal Steinhauer	Shot Put (indoors)	67-10
1968	Roscoe Divine, Wade Bell, Arne Kvalheim, Dave Wilborn	*4-mile Relay	16:05.0
1976	Mac Wilkins	Discus	232-6
1976	Sue Jowett (Australia)	800-meter Relay	1:32.6
1981	Alberto Salazar	Marathon	2:08:13

\* later disallowed

## American Record Holders

1906	Dan Kelly	100y	9.6
1906	Dan Kelly	220	21.1
1929	Ed Moeller	Discus	160-7 <sup>10</sup> / <sub>10</sub>
1930	Ralph Hill	Mile	4:12.4
1932	Ralph Hill	5,000	14:30.0
1934	Bob Parke	Javelin	220-11 <sup>9</sup> / <sub>8</sub>
1936	George Varoff	Pole Vault	14-6 <sup>1</sup> / <sub>2</sub>
1941	Les Steers	High Jump	6-11
1956	Bill Dellinger	5,000	14:16.5
1958	Bill Dellinger	1,500	3:41.5
1959	Bill Dellinger	2-mile (indoors)	8:49.9
1959	Bill Dellinger	3-mile (indoors)	13:37.0
1959	Roscoe Cook	100y	9.3
1960	Roscoe Cook	60y (indoors)	6.0
1960	Harry Jerome	100	10.0
1960	Otis Davis	400	44.9
1960	Dyrol Burleson	1,500	3:40.9
1960	Dyrol Burleson	Mile	3:58.6
1961	Dyrol Burleson	Mile	3:57.6
1961	Roscoe Cook	60y (indoors)	6.0
1962	Dyrol Burleson	2-mile	8:42.5
1962	Jerry Tarr	120-HH	13.3
1962	Archie San Romani, Vic Reeve, Keith Forman, Dyrol Burleson	4-mile Relay	16:08.9
1967	Wade Bell	1,000y	2:06.5
1967	Wade Bell	1,000	2:18.7
1967	Neal Steinhauer	Shot Put (indoors)	67-10
1971	Steve Prefontaine	5,000	13:30.4
1972	Steve Prefontaine	5,000	13:22.8
1972	Steve Prefontaine	3,000	7:44.2

Opposite page: Steve Prefontaine, Oregon's greatest distance runner.



Dan Kelly, Oregon's first world-record holder.

#### American Record Holders continued


1972	Steve Prefontaine	2-mile	8:19.4
1973	Steve Prefontaine	2-mile (indoor)	8:24.6
1973	Steve Prefontaine	6-mile	27:09.4
1974	Steve Prefontaine	6-mile	26:51.4
1974	Steve Prefontaine	10,000	27:43.6
1974	Steve Prefontaine	3-mile	12:51.4
1974	Steve Prefontaine	5,000	13:22.2
1974	Steve Prefontaine	3,000	7:42.6
1975	Steve Prefontaine	2,000	5:01.4
1976	Mac Wilkins	Discus	232-6
1977	Lynne Winbigler	Discus	187-2
1979	Rudy Chapa	3,000	7:37.7
1981	Alberto Salazar	Marathon	2/08:13

#### Olympic Team Members

(Country competed for in parenthesis if other than United States)

1908	Dan Kelly	Broad Jump	23-3¼ (2nd)
1912	Martin Hawkins	High Hurdles	15.7 (3rd)
	Walter McClure	800	
1920	William Bartlett	Discus	
	Ari Tuck	Javelin	134-1 (5th)
1924	Ralph Spearow	Pole Vault	12-3¾
1932	Ralph Hill	5,000	14:30.0, (2nd)
1936	Mack Robinson	200	21.1 (2nd)
1948	Jack Hutchins (Canada)	800	1:52.6
	Jack Hutchins (Canada)	1,500	3:54.4
1952	Jack Hutchins (Canada)	800	1:52.8
		1,600 Relay	3:09.3
	Doug Clement (Canada)	400	49.0
		1,600 Relay	3:09.3

1956	Bill Dellinger	5,000	14:16.5
	Jim Bailey (Australia)	800	
	Doug Clement (Canada)	5,000	
1960	Dyrol Burleson	1,500	3:40.9
	Jim Grelle	1,500	
	Dave Edstrom	Decathlon	
	Bill Dellinger	5,000	
	Otis Davis	400	44.9 (1st)
		1,600 Relay	(1st)
	Harry Jerome (Canada)	100	
	Sig Ohlemann (Canada)	800	
1964	Dyrol Burleson	1,500	3:40.0 (5th)
	Les Tipton	Javelin	232-0
	Bill Dellinger	5,000	13:49.8 (3rd)
	Harry Jerome (Canada)	100	10.2 (3rd)
		200	20.7 (4th)
	Gerry Moro (Canada)	Pole Vault	15-6
	Gary Knoke (Australia)	400 IH	50.3 (4th)
1968	Harry Jerome (Canada)	100	10.1 (7th)
	Wade Bell	800	1:51.5
	Arne Kvalheim (Norway)	1,500	3:47.4
	Norm Trerise (Canada)	1,500	3:47.6
	Ken Moore	Marathon	2:29:49.4
			(14th)
	Gary Knoke (Australia)	110 IH	14.1
		400 IH	49.6
	Bill Heikkila (Canada)	Javelin	233-7
1972	Steve Prefontaine	5,000	13:28.4 (4th)
	Steve Savage	Steeplechase	8:39.0
			(7th-heat)
	Ken Moore	Marathon	2:15:39.8 (4th)
	Gary Knoke (Australia)	400 IH	50.10
			(6th-smfl)
	Gerry Moro (Canada)	Decathlon	4,396




Mac Wilkins, Olympic Gold Medalist.

### Olympic Team Members continued

	Doug Chapman (Canada)	1,600 Relay	
	Craig Blackman (Canada)	1,600 Relay	
	Bob Martin (Canada)	1,600 Relay	
1976	Pete Shmock	Shot Put	63-10½
	Mac Wilkins	Discus	221-5 (1st)
	Matt Centrowitz	1,500	13:42.0 (12th)
	Paul Geis	5,000	3:45.02
	Al Dukowski (Canada)	400 Relay	39.47 (8th)
	Bob Martin (Canada)	400m Relay	39.47 (8th)
	Dacre Bowen (Canada)	1,600 Relay	
	Peter Spir (Canada)	1,500	3:59.6
	Lars Kaupang (Norway)	1,500	3:44.6
	Knut Kvalheim (Norway)	5,000	13:20.0 (9th)
	Chris Braithwaite (Trinidad)	400 Relay	39.88
	Lynne Winbigler	Discus	154-0
	Grace Bakari (Ghana)	1,600 Relay	
	Sue Jowett (New Zealand)	100, 200	11.70/24.12
1980	Pete Shmock	Shot Put	
	John McArdle	Hammer	
	Matt Centrowitz	5,000	
	Lynne Winbigler	Discus	
	Tom Hintnaus	Pole Vault	
	Bill McChesney	5,000	
	Alberto Salazar	10,000	
	Chris Braithwaite (Trinidad)	100, 200, 400 Relay	10.37/21.02

### National AAU and TAC Champions

1907	Dan Kelly	Long Jump	23-11
1922	Ralph Spearow	Pole Vault	13-0
1932	Ralph Hill	5,000	14:55.7
1936	George Varoff	Pole Vault	14-6½
1937	George Varoff	Pole Vault	14-7¾ (tie)
1938	Mack Robinson	200	21.3
1939	George Varoff	Pole Vault	14-4
	Les Steers	High Jump	6-8½
	Boyd Brown	Javelin	215-10¾
1940	Les Steers	High Jump	6-8¾
	Boyd Brown	Javelin	223-1¾
1941	Les Steers	High Jump	6-9¾
	Boyd Brown	Javelin	218-3
1942	Boyd Brown	Javelin	216-7½



Mack Robinson, 1936 Olympic silver medalist.

1955	Ken Reiser	3,000	10:20.7
1959	Dyrol Burleson	1,500	3:47.5
1961	Dyrol Burleson	Mile	4:04.9
1962	Jerry Tarr	120-HH	13.4
	Jerry Tarr	Low Hurdles	22.6
1963	Dyrol Burleson	Mile	3:56.7
1967	Wade Bell	880	1:46.1
1970	Bouncy Moore	Long Jump	26-2¾
1971	Steve Prefontaine	3-mile	12:58.6
1973	Steve Prefontaine	3-mile	12:53.4
	Mac Wilkins	Discus	211-11
1974	Bouncy Moore	Long Jump	26-5¾
1976	Lynne Winbigler	Discus	174-10
	Mac Wilkins	Discus	230-0
1977	Mac Wilkins	Discus	227-0
1978	Mac Wilkins	Discus	219-9
	Lynne Winbigler	Discus	178-6
1979	Mac Wilkins	Discus	231-10
	Lynne Winbigler	Discus	189-5
	Matt Centrowitz	5,000	13:40.8
1980	Matt Centrowitz	5,000	13:33.61
	Tom Hintnaus	Pole Vault	18-2½
1981	Matt Centrowitz	5,000	13:28.86
	Alberto Salazar	10,000	28:39.33

### AAU and TAC Champions by Events—(35)

(M) 3-mile (or 5,000)—6	(M) Discus—3	(M) 120 HH—1
(M) Pole Vault—5	(W) Discus—3	(M) 880—1
(M) Javelin—4	(M) Long Jump—2	(M) Low Hurdles—1
(M) Mile (or 1,500)—3	(M) 220—1	(M) Steeplechase—1
(M) High Jump—3		(M) 10,000—1

## University of Oregon Awards

### Hull-Bristow Award (Men)

The George Hull-Bill Bristow track and field award was originated in 1967 and given annually until 1975:

1967	Wade Bell	1972	Pete Shmock
1968	Arne Kvalheim	1973	Steve Prefontaine
1969	Dave Wilborn	1974	Ross Blackman
1970	Roscoe Divine	1975	Scott Daggatt
1971	Steve Savage		

### Scharpf Award (Men)

Presented annually to the outstanding track and field athlete selected by the members of the varsity squad:

1954	Bob Faucett	1968	Dave Wilborn
1955	Ken Reiser	1969	Gary Knoke
1956	Bill Dellinger	1970	Tom Smith
1957	Jim Bailey	1971	Steve Prefontaine
1958	Jim Grelle	1972	Steve Prefontaine
1959	Jim Grelle	1973	Mac Wilkins
1960	Dave Edstrom	1974	Paul Geis
1961	Dyrol Burleson	1975	Gary Barger
1962	Jerry Tarr	1976	Dave Voorhees
1963	Keith Forman	1977	Dacre Bowen
1964	Archie San Romani	1978	Rudy Chapa
1965	Neal Steinhauer	1979	Rudy Chapa
1966	Neal Steinhauer	1980	Ken Martin
1967	Neal Steinhauer	1981	Alberto Salazar

### Carl Greve Award (Men)

Presented annually to the high-point man in track and field:

1975	Gary Barger	1979	Don Coleman
1976	Dave Voorhees	1980	Jeff Stover
1977	Ray Burton	1981	Dean Crouser
1978	Rudy Chapa, Dave Voorhees		

## Carl Greve Award (Women)

Presented annually to the outstanding performer on the track and field team, with team members making the selection:

1979 Dawna Rose	1981 Lexie Miller
1980 Patti Kearney	

## Coaches' Award (Men)

Presented annually to the outstanding track and field athlete who has shown the most improvement during the year:

1975 Rich Perkins	1978 Jeff Stover
1976 Dacre Bowen	1979 Alberto Salazar
1977 John McArdle	1980 Jon Switzer
Larry Hurst	1981 Eric Hohn

## Dow Wilson Award (Men)

Presented annually to the track and field athlete who has been the most inspirational:

1976 Craig Brigham	1979 Phil Bransom
1977 Dave Taylor	1980 Ron Thomas
1978 Rudy Chapa	1981 Parrish Nixon

## University of Oregon Track Hall of Fame

Recognition given to members of the Oregon track community for service and loyalty to the UO track program:

1976 Bob Newland	1978 Tom Ragsdale
1977 Ray Hendrickson	1979 Paul Edlund
George Scharp	1980 Elton Stephens
John Warren	1981 Bill Rau

## MVP Award (Women)

The Most Valuable Player award is an annual award based on coaches' selection:

1980 Leann Warren	1981 Leann Warren
-------------------	-------------------


## Emerald Athletic Trophy

The Emerald Athletic Trophy award is sponsored jointly by the Athletic Department and the *Oregon Daily Emerald* and is awarded annually to a University of Oregon student on the basis of outstanding achievement in the fields of athletics, scholarship, and citizenship:

1951 Jack Keller, basketball, baseball	1966 Ken Moore, track
1952 Jack Hutchens, track	1967 Neal Steinhauer, track
1953 Jim Livesay, baseball	1968 Jim Smith, football
1954 Ron Lowell, tennis	1969 Arne Knalheim, track
1955 Pete Williams, baseball	1970 John Miller, wrestling
1956 Lon Stiner, football	1971 Bob Newland, football
1957 Phil McHugh, football, basketball	1972 Peter Shmook, track
1958 Jim Bailey, track	1973 Steve Prefontaine, track
1959 Wimp Hastings, basketball, baseball	1974 Guy Krause, baseball
1960 Dave Edstrom, track	1975 Don Reynolds, baseball
1961 Dave Grosz, football	1976 Joe Percival, gymnastics
1962 Mike Rose, football	1977 Ron Lee, basketball
1963 Steve Barnett, football	1978 Greg Ballard, basketball
1964 Dick Imwalle, football	1979 Scott McEldowney, gymnastics
1965 Corky Sullivan, football	1979 Rudy Chapa, track
	1980 Mike Ritchey, baseball
	1981 Alberto Salazar, track

## Hidgon Trophy

The Doyle Hidgon Memorial Trophy is awarded annually to a UO sophomore athlete for excellence in athletics, scholarship, and citizenship. It is named in honor of former football and track star Doyle Hidgon, who was killed in an industrial accident between his sophomore and junior years at the University:



Otis Davis, American-record holder at 400 meters.

## Hidgon Trophy Winners (continued)

1965 Phil McHugh, football, basketball	1969 Larry Holliday, basketball
1956 John Raventos, football	1970 Tom Graham, football
1957 Steve Anderson, track	1971 Steve Prefontaine, track
1958 Mike Forrester, track	1972 Guy Krause, baseball
1959 George Larson, track	1973 Don Reynolds, football, baseball
1960 Dyrrol Burleson, track	1974 Ron Lee, basketball
1961 Vic Reeve, track	1975 Greg Ballard, basketball
1962 Ted Abram, track	1976 Jack Henderson, football
1963 Terry DeSylvia, football	1977 Sally Blicke, basketball, softball
1964 Bob Mitchell, wrestling	1978 Rudy Chapa, track
1965 Keith Lampard, baseball	1979 Melanie Batiste, track
1966 John Pinkstaff, basketball	1980 Bev Smith, basketball
1967 Gary Schutz, baseball	1981 Leann Warren, track
1968 John Miller, wrestling	

## Leo Harris Award

The Alumni Man-of-the-Year Award was begun in 1967 by former Oregon Director of Athletics Leo Harris and his wife Zoe. The trophy is awarded annually to an alumni letterman on the basis of 20 years of achievement and service. To be eligible, the recipient's class must have graduated 20 years prior:

1967 Robert Koch, football	1974 Ron Lowell, tennis
1968 Norm Van Brocklin, football	1975 Bill Dellinger, track
1969 John McKay, football	1976 Phil McHugh, football
1970 Mel Krause, basketball, baseball	1977 John Robinson, football
1971 Phil Settecase, baseball	1978 Jim Grelle, track
1972 Hal Dunham, football	1979 Wayne Henninger, tennis
1973 Dr. Richard Zimmerman, track	1980 Riley Mattson, football
	1981 Mickey Bruce, football



## Women's Outlook: 1982 Track & Field

Following their best performance ever at nationals, the University of Oregon women look to the 1982 track season with optimism and a keen desire to give an impressive showing in the first-ever women's NCAA championships.

"Barring a rash of injuries, we should be capable of a top-five finish in the NCAA meet," said seven-year coach Tom Heinonen. Last year the Ducks had three AIAW national champions, tied for third in the AIAW meet, won a fourth-straight regional crown, and were ranked second nationally last year among dual-meet teams.

"Our performances and team finish at nationals last year surpassed our wildest dreams. Seven of our eight scorers return and we've got another six or seven athletes who could score," Heinonen added.

The only major loss from the '81 squad is that of five-time all-American Melanie Batiste, who ran on the Ducks' third-place 1,600 relay team and was sixth in the 200 at nationals last year. Yet Batiste's impact on the team was felt only in the championship meets as injuries limited her performances during the dual-meet season.

With their dual-meet squad virtually intact and strengthened in several areas, the Ducks once again will take a shot at the national dual-meet title, an honor they garnered in 1980. UCLA dethroned Oregon last season, handing the Ducks their first dual defeat in 13 meets. Oregon will meet the Bruins again this season (in Los Angeles for the first time) as well as third-ranked Tennessee, fourth-ranked Arizona, 18th-ranked Washington, and 19th-ranked Oregon State.

### Middle Distances and Distances

The Ducks will be as solid as ever in the distances with the return of three-time national champion Leann Warren and all-Americans Eryn Forbes and Lisa Martin. Several newcomers, including freshman cross country all-American Kathy Hayes, could be scorers for the Ducks as well, in duals, regionals, and nationals.

Warren, who was selected as the 1981 AIAW track athlete-of-the-year, is a versatile performer who qualified for nationals last year in the 400, 800, 1,500, 3,000 and 1,600 relay. She won the AIAW 800 and 1,500 crowns in the space of an hour and may go for that same double in the NCAA meet. She's also the collegiate-record holder at 800 meters (1:59.63) and the mile (4:30.36).

At 800 meters, Warren is joined by sophomore Ranza Clark (2:04.19 lifetime best) who was an '81 AIAW 800 finalist after a sub-par early season. Clark appears to be running at top form again and will make the 800 a strong event for the Ducks. Karen Drake (2:11.5), a transfer from Colorado, should be the Ducks' number-three runner and the team has four others who've run 2:14 or faster.

The team will be much stronger at 1,500 meters, with Warren (4:09.36) backed up by freshmen Hayes (4:24.54), Claudette



Groenendaal (4:24.56), and Rosa Gutierrez (4:52 mile) and senior Lisa Martin (4:28.2).

Martin, the school-record holder at 3,000 (9:22.4), returns to Oregon after running the outdoor season in her native Australia. She placed sixth in the AIAW 3,000 last year. Eryn Forbes, who holds UO records at 5,000 and 10,000, is just a step behind Martin in the 3,000 with a best of 9:22.9. Others who may run the 3,000 are Warren (9:25.94), Hayes (9:29.08), and Gutierrez (9:41.60).

Forbes leads the Ducks in the 5,000 and 10,000 with bests of 16:07.7 and 33:55.8. She earned AIAW all-America honors in the 5,000 last spring, finishing sixth. Hayes and Gutierrez may step up to run the 5,000. Irene Griffith, a 1980 national qualifier, has been plagued with illness and injury throughout her UO career, but if healthy, could contribute this spring. She has collegiate bests of 17:11.9 and 35:37.2. Sandy Dickerson (17:33), the national junior-college cross country champion, also will run the 3,000 through 10,000.

Junior Allison Snow (9:52.39 and 17:30.1) and freshman Linda Jacobsen (2:14 800, 4:52 mile) are both recovering from injuries but should be ready for competition this spring.

## The Throws

Sally Harmon became Oregon's first individual national champion when she won the AIAW javelin last spring. Although 1981 was supposed to have been a "rebuilding" year for Scott Irving's throwers, the rebuilding came in short order.

Oregon nearly swept the regional championships in the throws as Harmon won the javelin, Karen McDonald won the discus, and Quenna Beasley placed second in the shot.

Harmon, ranked fifth nationally at 177-10 last year, will have plenty of company on her own team this season. The nation's third-ranked thrower, Lynda Hughes, a native of Newberg, Oregon, has transferred to the UO with freshman eligibility after attending Florida State and George Fox. Hughes threw a lifetime best of 182-4 last spring and was third in the 1981 TAC championships. Two other newcomers, freshman Julie Vobora (163-2) and Brigham Young transfer Roz Rouse (161-9), should give Oregon the deepest group of javelin throwers in the country. In 1964, Oregon Oregon took one-two-three in the NCAA javelin with Les Tipton, Gary Raddaway, and Ron Gomez. Although another complete sweep is unlikely, the UO women have the potential to score a bundle of points in the NCAA javelin.

The Ducks also have an impressive one-two punch in the discus with McDonald, ranked ninth nationally at 173-8, and Beasley, at 166-2. Beasley (46-5½) leads Oregon's shot-put contingent. Back injuries prevented her from devoting as much time to the shot as she would have liked last season. She's healthy heading into the '82 season, and a switch to the spin technique also has helped her putting. Others who'll add to Oregon's strength in the throws are Andrea Heilman (42-5, 135-4) and Melanie Morrison (41-7, 144-0) in the shot and discus, and Karen Martin (143-2) in the javelin.

## Hurdles, Sprints, and Jumps

Mark Stream's sprinters, jumpers, and hurdlers have carried the lion's share of the duties in building an impressive 15-1 record in dual meets the past three years.

Junior Lexie Miller, the school-record holder in both hurdles (13.67 and 57.82) and the long jump (19-9½), has been the key to Oregon's dual-meet and regional-meet successes. Last year she was undefeated in the hurdles and long jump through the dual season and at regionals. After a somewhat disappointing AIAW showing (eighth in the 400 hurdles, semifinalist in the 100 hurdles), she came back to take fourth in the Athletics Congress 400 hurdles and third in the National Sports Festival.

In the 100 hurdles, Miller is pressed by senior teammate Kris Costello, who set a lifetime best of 13.76 last spring after missing most of her sophomore year because of injury. Robin Pate, a redshirt last year, also returns in the hurdles. She won the 1980 regional 400-hurdle crown, has bests of 14.75 and 1:01.79, and keyed Oregon's dual-meet upset of UCLA in 1980 with double win in the hurdles. Sophomore Lisa Nicholson (14.79, 1:01.99) and freshman Mary Mitchoff (44.4 for the high school 300 hurdles) give the Ducks even more strength over the barriers.

The sprints may be Oregon's only mystery heading into the outdoor season. The Ducks managed without a true sprinter (100/200 specialist) most of last year when Melanie Batiste was injured. They may have to do so again in 1982. New Zealand

Olympian Sue Jowett has impressive credentials (11.31 and 23.00), but injuries have prevented her from competing at top form for several years. Should she be healthy, though, after trying to compete in the New Zealand and Australian season, she could fill the only gap on the Oregon squad.

Without Jowett, the Ducks will rely upon 200/400 runners Lena Fritzson (12.30, 24.48), Rhonda Massey (24.87), and Grace Bakati (12.00, 23.7), and hurdlers Miller (12.31) and Costello (12.50, 25.04).

The Ducks have plenty of talent in the 400. In the past three years Oregon has placed second, first, and third in the AIAW mile relay. Bakari, who anchored the 1981 AIAW 1,600 relay squad with a sizzling 51.2, holds the UO open 400 record at 53.3. Fritzson (54.72) and Massey (54.41) also return from the AIAW relay team.

Both school-record holders return in the jumps. Miller, at 19-9½, is a potential NCAA qualifier in the long jump. She'll be backed up by Jeanne Borchardt (18-6) and Mary Mitchoff (18-4¾). Borchardt holds the Oregon high jump record of 5-8½. Straddler Lisa Nicholson also has a lifetime best of 5-8½, but she'll be spending most of her time with the hurdles. The Ducks have three others who've cleared 5-7 or higher: Kari Easton, Joni Martin, and Julie Fitzgerald.

Borchardt is the only Duck with a mark in the heptathlon (4,672 points) but she could be joined by Miller, who has a pentathlon best of 3,706.


## The Competition

Oregon competes in only a limited indoor season, with the outdoor season officially starting with the Oregon Open on March 13 at Hayward Field. The Open will draw a number of top Northwest schools and clubs, including Athletics West and Oregon Track Club. The team will take a spring break trip to California to compete in a triangular meet with Stanford and Tennessee, and in the non-scoring Golden Bear Meet of Champions at Berkeley.

### A look at Oregon's dual meet opponents:

**Tennessee:** The Lady Vols won the 1981 AIAW championships and were the nation's third-ranked dual-meet team. Tennessee returns AIAW 100-hurdle champion Benita Fitzgerald (13.10) and 1980 AIAW 800 winner Delisa Walton (2:01.39), who last year anchored UT's AIAW-winning 4 x 400 and sprint medley relays, both in collegiate-record times. Tennessee returns all its runners from those quartets, as well as shot putter Rose Hauch (53-9), the AIAW runner-up last year. They've added Tracy Nelson (58.56 for the 400 hurdles), Jackie Wallace (159-9 discus), and Ireland's Patricia Walsh (178-4 discus).

**Stanford:** The Stanford women's track program has made dramatic progress in the past two years, and the Cardinals should be among the top dual-meet teams of 1982. Strong in the distances and throws, Stanford emerged as a national cross country contender last fall with Ceci Hopp (4:23.3, 9:21.0), Sloan Burton (4:29.30), Kim Schnurpfeil (16:07.3), Ellen Lyons (9:37.3), and PattiSue Plummer (9:18). On the field they have a 1980 Olympian, javelin thrower Mary Osborne (181-3), Carol Cady (173-11 discus, 48-10¼ shot), and Pam Donald in the long jump (20-10). Stanford has added Karen Lysaught in the



high jump (6-0), middle distance runner Regina Jacob (2:06.47, 4:25.0), and 400-hurdler Margaret Demorest (59.30).

**Washington State:** The Cougars remain strong in the throwing events but they've graduated their biggest pointwinner, javelin-thrower Jeanne Eggart. Sprinter Michelle Williams (12.34, 24.74) and distance-runner Joan McGrath (17:00, 34:45) will both help if they can overcome injuries. Recruits Helena Opoku (54.7, 2:05) and Cheryl Livingstone (4:30) will help immediately.

**UCLA:** Ranked first among dual-meet teams last season, the Bruins also took runner-up honors in the AIAW meet. The Oregon-UCLA dual once again may boil down to a standoff between the Bruins' sprinters and the Ducks' distance runners, with the battle in the throws likely to turn the tide. The Bruins are led by a pair of world-class sprinters: Jeanette Bolden (11.18, ranking her ninth in the world) and Florence Griffith (11.23, 22.81). The 400 lineup is awesome, with Arlise Emerson (52.49), Oralee Fowler (53.15), Deann Gutowski (53.96), LaShon Nedd (54.06), Tina Howard (54.38), and Brenda Peterson (53.61). UCLA also has Sheri Howard (51.48), the 1980 Olympic Trials 400 winner, on the back burner.

Heptathletes Jackie Joyner and Tonya Alston are versatile performers. Alston has gone 6-0½ in the high jump and Joyner, 20-11 in the long jump. The Bruins also return Jacque Nelson, the 1980 AIAW javelin champion (173-11), and multi-eventer Susie Ray (49-3½ shot, 164-7 javelin). Recruit Kari Gosswiller (6-0) adds depth in the high jump. Linda Goen (4:15.75) and Michelle Bush (4:17.8) are the Bruins' top distance runners.

**Washington:** The Huskies, rated 18th as a dual-meet team last year, have a number of big-meet performers, including the 1981

AIAW 3,000 champion, Regina Joyce (4:12.7, 8:59.39). Middle-distance runners Susan Gregg (2:09.0) and Sandra Gregg (4:18.31) both return as does Deanna Carr (167-3 in the javelin). Deanna Coleman (2:04.6) would be a big boost for the team if she can overcome injuries. Diane Baumann (5-11 high jumper), Leanne Buckley (9:41.36 for 3,000), and a resurgent Colleen Richardson (54.6 in the 400) also will be important for Washington.

**Arizona:** Fourth last year in the dual rankings and fifth in the AIAW meet, Arizona returns a bundle of talented performers. The headliner is Meg Ritchie, the collegiate-record holder in the shot (57-1) and discus (221-5). She won both those events in the 1980 AIAW meet at Hayward Field and left behind a field record in the discus. She was seventh on the '81 world list in the discus. Sophomore Robin Marks, a former Portland prep star and Rose Festival Queen, is the 1981 AIAW 400-hurdle champion (57.24). Arizona also has added South Africa's Charmaine Gale, the world junior-record holder in the high jump (6-5).

Although distance star Joan Hansen has graduated, the Wildcats have a deep distance group, paced by California transfer Jan Oehm (16:26.8, 33:55.59) and Marjorie Kaput (16:31.4). Recruits Ruth Waihera (11.3) and Martha Hart (169-4 javelin) will bolster the squad. Other top returnees are Donna Mayhew (168-10 javelin), Denise Waddy (59.62 hurdles), and Felicia DuPuch (11.76, 24.10).

**Oregon State:** The Beavers were ranked 19th last season as a dual-meet team and return several key veterans. Connie Case (4:27, 9:26.49) heads OSU's distance crew which also includes senior Joanne Lahti (9:48; 16:57) and freshman Tiki Morrow (4:28). The Beavers traditionally are deep in the high jump and have a pack of jumpers who've bettered 5-7. At the head of the list are Sue Blake and Carina Westover, both with bests of 5-11. Asa Pennington (12.06, 24.67) is the defending regional champion in the 100, and Colleen Gibson (24.9, 19-6½) has been the regional runner-up in the long jump the past two years. Freshman Kam Johnson (46-8 with the eight-pound shot) helps fill in gaps left by graduation and injuries in the throwing events.

## Championship Meets

The final edition of the Northwest College Women's Sports Association (NCWSA) championships will be held in Missoula, Montana, May 7 and 8. The Ducks should be favored to win a fifth-straight regional crown, with the strongest challenges coming from Washington, Oregon State, and Montana. In 1983 the Oregon women will compete in the newly formed Northern Pacific Athletic Conference championships.

Oregon will get a pre-championship look at West coast competition in the Pacific Invitational in Berkeley, May 14, then will prepare for the NCAA meet in Provo the first week in June.

The first-ever NCAA championships for women will draw most of the top teams from last year's AIAW meet, the biggest exception being Florida State, the team which tied Oregon for third last year at nationals. Tennessee (first) and UCLA (second) return most of their pointwinners, as does Oregon. The Ducks' depth should be an asset in Provo, although the high altitude traditionally produces a jumbled set of results in the distance races. Other teams which have a shot at top-five honors include Houston, Stanford, Virginia, Arizona, Nebraska, and Arizona State.

## Oregon Coaches: Women's Track & Field



Oregon coaches Tom Heinonen, left, Scott Irving, center, and Mark Stream.

### Tom Heinonen, Head Coach

Tom Heinonen is in his sixth year as head track and field coach and seventh year as head cross country coach at Oregon. Heinonen, an all-American distance runner at the University of Minnesota, was also the 1969 AAU Marathon Champion. Under his direction, the Ducks have won six straight regional cross country titles, as well as four consecutive regional track and field championships. In 1981, the UO women placed second nationally in cross country, tied for third in track and field, and were ranked as the second-best dual-meet team in the nation. In 1980, Oregon was rated the nation's top overall track and cross country program, as well as the number one dual meet team. Heinonen's cross country teams have finished seventh or higher in nationals every year since the first championship meet in 1975, and his distance runners have consistently made the

national rankings. He coaches Leann Warren, the 1981 AIAW track athlete of the year, as well as 1981 all-Americans Eryn Forbes, Lisa Martin, and Kathy Hayes. Since women's all-America honors were established in 1978, Oregon has had 12 athletes so honored in track and cross country.

Heinonen received his master's degree in physical education from the UO in 1976 and has co-authored a book entitled *All About Road Racing*. He also has participated in the USOC's Olympic developmental camp for elite distance runners and their coaches. He is the USOC's western regional coordinator for distance running and is assistant coach for the West Team in the 1982 National Sports Festival.

A past member of the AIAW National Track and Field Committee, Heinonen served as the technical director for the 1980 AIAW National Track and Field Championships in Eugene. He was born July 1, 1945.

### Scott Irving (Throws)

Scott Irving has coached the throwing events as Oregon since spring 1977. The former javelin thrower from Willamette University was also an assistant track and field coach at Northwestern University, where he earned a master's degree in art history. Irving also holds a 1979 master's degree in physical education from the UO.

Irving has developed one of the top women's throws programs in the country, and coached Oregon's first individual national champion, Sally Harmon (javelin). He currently coaches three of the top five U.S. javelin throwers—Harmon, Lynda Hughes, and former Duck Patty Kearney. He is the USOC's western regional throws coordinator. He was born June 20, 1951.

### Mark Stream (Sprints, Hurdles, Jumps)

Mark Stream is in his fifth year at Oregon as the sprint, hurdle, and jump coach. Stream was a NCAA Division II All-American in the intermediate hurdles at Seattle Pacific University, where he later coached for two years. Stream holds a 1979 master's degree in physical education from the UO.

Stream's expertise in many events has been a key to Oregon's dual-meet strength. Under his direction, the Ducks also produced their first AIAW champion, the 1980 mile-relay team. Stream's athletes have dominated the regional scene as well, last year winning the 200, 400, both hurdles, the long jump, and the 400 and 1,600 relays. The Ducks placed third in the AIAW 1,600 relay last year, and Lexie Miller was fourth in The Athletics Congress 400 hurdles and third in the Sports Festival. Stream was born May 11, 1953.

## Athletes To Watch

### Grace Bakari (Sprints)



**Best Marks: 400 (53.1); 200 (23.7); 100 (12.00).** 5-6, 105, Jr., Kumasi, Ghana (Bolgatang Women's Training)—1976 Olympian . . . two-time AIAW mile relay All-American . . . anchored Ducks to AIAW championship in mile relay in 1980 with 53.5 leg . . . last year ran 51.2 anchor on Oregon's third-place 4x400 team at nationals . . . competed in 1978 Commonwealth Games . . . voted best female athlete in 1979 African World Cup selection meet . . . runs both relays for Ducks . . . two-time defending NCWSA 400 champion . . . 12th fastest collegian in 400 in 1981 . . . education major . . . born 4-27-54.

### Quenna Beasley (Throws)



**Best Marks: DT (166-2, NCWSA Championships, May 1981); SP (46-5½, Stanford Invitational, March 1981).** 5-11, 175, So., Pasco, Washington (Pasco)—Tremendous improvement in discus as a freshman, from 149-5 to 166-2 . . . AIAW qualifier in discus . . . runner-up in both shot and discus in 1981 NCWSA meet . . . tenth on 1981 collegiate discus list (18th in U.S.) . . . born 3-3-62.

### Jeanne Borchardt (Jumps)



**Best Marks: HJ (5-8½, Twilight Meet, May 1981); LJ (18-5, California dual, April 1981); Hept. (4672, NCWSA Championships, May 1981).** 5-9, 125, Jr., Eugene, Oregon (South Eugene)—UO-record holder in high jump and heptathlon (4672) . . . Duck's number-two long jumper last year . . . physical therapy major . . . born 7-12-61.

### Ranza Clark (Middle Distances)



**Best Marks: 400 (54.4); 800 (2:04.19, Prefontaine Classic, June 1980); 1,500 (4:33.94, Oregon State dual, May 1981).** 5-9, 128, Jr., Calgary, Alberta (Western Canada)—Sophomore in eligibility . . . lifetime best of 2:04.19 . . . came on strong at end of 1981 track season with 2:06.89 in AIAW semifinal, to rank second on UO 800 list . . . 1981 NCWSA 800 champion . . . third in 1980 Canadian Olympic Trials 800 . . . third in 1981 Canadian National championships 800 . . . third in 1978 Canadian Commonwealth Trials 800 . . . competed on Canadian Junior and Senior national teams . . . 12th on 1981 collegiate 800 list . . . ran for Ducks in 1981 NCAA cross country, finishing 88th . . . English major . . . born 12-13-61.

## Kris Costello (Hurdles, Sprints)



**Best Marks: 100h (13.76, AIAW Championships, May 1981); 100 (12.50, Washington State dual, April 1981); 200 (25.04, Oregon State dual, May 1981).** 5-9, 130, Sr., Saratoga, California (Lynbrook)—Blossomed into national class 100-meter hurdler as a junior, following injuries in 1980 . . . set PR of 13.76 in AIAW semifinal, finishing fifth . . . 1979 NCWSA 100

hurdles champion . . . 1979 AIAW qualifier in 100 hurdles . . . runs on Ducks' 4x100 relay, occasionally in 100 and 200 . . . program coordinator for NCAA Volunteers for Youth . . . 1978 California State prep low hurdles champion and co-holder of national prep record for lows (13.83) . . . ninth fastest collegian in 1981 100 hurdles (14th in U.S.) . . . health education major . . . born 12-2-60.

## Sandy Dickerson (Distances)



**Best Marks: 3,000 (9:54.43); 5,000 (17.33).** 5-5, 115, Jr., Springfield, Oregon (Springfield)—Transfer from Lane Community College in Eugene . . . national junior college cross country champion in 1980 . . . 1981 NJCAA runner-up in 3,000 and 5,000 . . . 37th in 1980 TAC cross country . . . physical education major . . . missed championship meets during 1981 UO cross

country season because of injury . . . born 10-5-61.

## Karen Drake (Middle Distances)



**Best Mark: 800 (2:11.5).** 5-8, 122, Jr., Portland, Oregon (Sunset)—University of Colorado transfer . . . ran on Colorado's two-mile relay in final of 1980 AIAW championships . . . was sixth in 400 in Oregon state prep championships in 1979 . . . fifth in 1981 Big Eight 800 . . . speech pathology major . . . born 8-30-61.

## Eryn Forbes (Distances)



**Best Marks: 1,500 (4:24.3, Portland Indoor, January 1976); 3,000 (9:22.9, Pacific Coast Invitational, May 1981); 5,000 (16:07.7, California dual, April 1981); 10,000 (33:55.8, NCWSA Championship, May 1981).** 5-7, 115, Jr., Portland, Oregon (Sunset)—School-record holder at 5,000 and 10,000 . . . 1980 NCWSA champion in 3,000 . . . 1981 NCWSA 5,000 and 10,000

champion . . . 1981 AIAW track all-American (sixth in 5,000) . . . sixth fastest 1981 collegian in 5,000 (eighth in U.S., 20th in world) and fifth collegian in 10,000 (seventh in U.S., 27th in world) . . . competed in 1981 U.S. National Sports Festival . . . competed in 1977 IAAF World Cross Country Championships . . . Oregon's MVP in cross country in 1980 . . . finished 13th in 1981 NCAA cross country . . . won seven Oregon prep track and cross country titles . . . eighth in 1980 Olympic Trials 5,000 and tenth in 1980 AIAW 5,000 . . . fourth in AAU cross country in 1975, seventh in 1976 . . . English major . . . born 4-29-61.

## Progressions:

Year	Age	Affiliation	1,500	3,000	5,000	10,000
1976	15	Ore. H.S.	4:23.4			
1977	16	Ore. H.S.	4:51.5y	9:40.2		
1978	17	Ore. H.S.	4:29.6	9:43.1		
1979	18	Ore. H.S.	4:24.7	9:54.0		
1980	19	UO	4:51.4yj	9:31.39	16:29.6	
1981	20	UO		9:22.9	16:07.7	33:55.8

## Lena Fritzson (Sprints)



**Best Marks: 100 (12.30, WSU dual, April 1981); 12.14 w, UW dual, April 1981); 200 (24.48, Prefontaine Classic, 1981); 400 (54.72, Prefontaine Classic, 1981).** 5-9, 135, So., Goteborg, Sweden (Burgarden Gymnasium)—Walk-on for the Ducks last year who earned AIAW track all-America honors on Oregon's 1,600 relay team (third in AIAW with school

record of 3:34.13), running a 53.9 second leg . . . competed for Swedish national junior and senior teams . . . played table tennis for UO fall, 1980 . . . ten years of track competition in Swedish clubs . . . sociology major . . . born 8-23-58.

## Irene Griffith (Distances)



**Best Marks: 5,000 (16:44, high school); 10,000 (35:37.2, Cal Invitational, April 1980).** 5-4, 103, Sr., Port Townsend, Washington (Port Townsend)—Named nation's top prep long distance runner in 1978 but has been plagued by illness and injuries throughout collegiate career . . . runner-up in 1980 NCWSA 10,000 . . . third in 1981 NCWSA 5,000 . . . AIAW qualifier

at 10,000 in 1980 . . . has junior eligibility in track (injured her freshman season) . . . director of Oregon's NCAA Volunteers for Youth program . . . former national prep-record holder for marathon (2:47) and two-mile (10:25) . . . collegiate best of 17:11 for 5,000 . . . math, health education major . . . born 4-11-60.

## Claudette Groenendaal (Middle Distances)



**Best Marks: 800 (2:12.1); 1,500 (4:24.56, Oregon prep championship, May 1981).** 5-9, 132, Fr., Salem, Oregon (North Salem)—State prep champion in 1,500 (1979) and runner-up in 1978, 1980 and 1981 . . . fourth on 1981 U.S. prep list for 1,500 . . . Oregon's sixth runner (67th) in 1981 NCAA cross country . . . born 11-1-63.

## Rosa Gutierrez (Distances)



**Best Marks: 800 (2:14), 1,500 (4:33.7); 3,000 (9:41.60, Prefontaine Classic, 1981).** 5-5, 123, Fr., Glendale, Oregon (Glendale)—Four-time state single "A" 3,000 champ, three-time 1,500 and cross country champion . . . fifth in 1981 AAU junior nationals 3,000 . . . Oregon's fifth runner (58th) in 1981 NCAA cross country . . . physical education major . . . born 11-5-63.

## Sally Harmon (Javelin)



**Best Mark: JT (177-10, AIAW championships, May 1981).** 5-8, 135, Jr., Eugene, Oregon (Springfield)—Oregon's first individual AIAW champion, with a lifetime best of 177-10 to win javelin in 1981 . . . third on 1981 collegiate javelin list (sixth in U.S.) and ranked fifth among U.S. throwers by *Track and Field News* . . . third in 1981 U.S. National Sports Festival . . . 1981

NCWSA champion . . . threw better than 170' in last four meets of season . . . fifth in 1981 TAC championships . . . eighth in 1980 Olympic Trials; ninth in 1980 AIAW meet . . . physical education major . . . born 3-6-61.

### Progressions:

Year	Age	Affiliation	Javelin
1977	16	Ore. H.S.	135-9
1978	17	Ore. H.S.	142-8
1979	18	Ore. H.S.	169-10
1980	19	UO	166-4
1981	20	UO	177-10

## Kathy Hayes (Middle Distances)



**Best Marks: 1,500 (4:24.54, Oregon prep championships, May 1981); 3,000 (9:29.08, Edmonton Journal Games, Jan. 1982).** 5-5, 105, Fr., Newberg, Oregon (Newberg)—1979 and 1980 Oregon prep cross country champion . . . 1979 mile and two-mile champion in Maine . . . 1981 Oregon prep 1,500 champion . . . fourth fastest 1981 U.S. prep in 1,500, second fastest

senior . . . Oregon's third runner in NCAA cross country (16th place) earning all-America honors . . . National Merit Scholar finalist . . . biology major . . . born 12-27-62.

## Lynda Hughes (Javelin)



**Best Mark: JT (182-4, Washington Invitational, April 1981).** 5-7, 150, So., Newberg, Oregon (Newberg)—Freshman eligibility; attended Florida State and George Fox last year . . . fourth on 1981 U.S. list, ranked as third American by *Track & Field News* . . . third in 1981 TAC championships . . . competed in 1981 World Student Games in Rumania . . . threw

170-0 in high school . . . placed seventh in 1980 Olympic Trials . . . math major . . . born 10-6-62.

## Linda Jacobsen (Middle Distances)



**Best Marks: 800 (2:14.1); mile (4:52); 1,500 (4:36).** 5-8, 120, Fr., Bellevue, Washington (Sammamish)—Washington prep 800 champion in 1979 and 1980 . . . missed 1981 UO cross country season because of injury . . . fifth in 1978 National Junior Olympic Cross Country (14-15 age group) . . . accounting major . . . born 5-15-63.

## Sue Jowett (Sprints)



**Best Marks: 100 (11.34); 200 (23.00).** 5-8, 126, Fr., Auckland, New Zealand (St. Margaret's College, Brisbane, Australia)—1976 New Zealand Olympian . . . ran on world-record setting 4x200 relay team (1:32.6) for Australia in 1976 . . . has been fighting injuries for several years . . . has lived in Eugene for two years, did not compete last year because of injury . . . computer

science major . . . born 9-14-56.

## Lisa (O'Dea) Martin (Distances)



**Best Marks: 1,500 (4:28.2, Prefontaine Classic, June 1981); 3,000 (9:22.4, Pacific Coast Invitational, May 1981).** 5-6, 100, So., Gawler, South Australia (Gawler)—Came to UO as a walk-on and earned all-America honors in track and cross country . . . sixth in 1981 AIAW 3,000 . . . Oregon's fourth runner in 1981 NCAA cross country (22nd) . . . senior eligibility in track . . .

competed one year at Clackamas Community College (Oregon), winning 1978 NJCAA 400 hurdles . . . PR of 60.5 in 400 hurdles but switched to distance running in fall of 1980 . . . has two years of cross country eligibility left . . . UO-record holder in 3,000 (9:22.4) . . . returned to Australia during winter term, 1982, to compete . . . married to Ken Martin, former Oregon steeple-chaser . . . Oregon Scholar, Dean's List . . . health major . . . born 5-12-60.

## Rhonda Massey (Sprints)



**Best Marks: 200 (24.87, Prefontaine Classic, June 1981); 400 (54.41, Prefontaine Classic, June 1981); 800 (2:14.32, Washington State dual, April 1981).** 5-5, 118, Sr., Seattle, Washington (Mercer Island)—Three-time AIAW All-American in mile relay (1979, 1980, 1981) . . . runner-up in 1980 and 1981 NCWSA 400 . . . ran 54.4 third leg on Oregon's third-place 1,600

relay team in 1981 AIAW . . . ran 55.2 second leg for Ducks' 1980 AIAW championship mile relay . . . member of quartet which set UO record of 3:34.13 in 1,600 relay in 1981 AIAW meet . . . working as an intern with Internal Revenue Service her senior year . . . accounting major . . . born 4-30-60.

## Karen McDonald (Discus)



**Best Mark: DT (173-8, Pacific Coast Invitational, May 1981).** 5-11, 178, So., Watertown, South Dakota (Watertown)—Oregon-record holder in discus . . . competed in 1979 and 1981 U.S. National Sports Festival . . . 1981 NCWSA Champion . . . 1981 AIAW qualifier . . . fifth on 1981 collegiate list (ninth in U.S.) . . . coordinated self-help class for freshmen athletes

. . . four-year South Dakota prep discus champion . . . born 2-27-62.

## Lexie Miller (Hurdles, Long Jump)



**Best Marks:** LJ (19-9½, California dual, April 1981); 400h (57.82, TAC championships, June 1981); 100h (13.67, WSU dual, April 1981); 400 (54.93, Prefontaine Classic, June 1981). 5-9, 116, Jr., Somers, Montana

(Flathead)—School-record holder in long jump, 400 hurdles, 100 hurdles . . . fourth in 1981 TAC 400 hurdles . . . finalist in 1981 TAC 100 hurdles

. . . AIAW finalist in 400 hurdles . . . fifth fastest collegian in 1981 400 hurdles (sixth in U.S.) . . . ranked sixth in U.S. by *Track & Field News* in 400 hurdles . . . eighth collegian on 1981 100 hurdles list (tenth in U.S.) . . . key to Oregon's dual meet strength; undefeated in 1981 duals in both hurdles, long jump . . . NCWSA champion 100 hurdles (1980 and 1981), long jump (1980 and 1981) and 400 hurdles (1981) . . . won five individual events in Montana prep championships her senior year . . . third in 1981 National Sports Festival 400 hurdles . . . born 5-26-61.

### Progressions:

Year	Age	Affiliation	Long jump	100 hurdles	400 hurdles
1979	18	Mont. H.S.	18-11¼	13.5	1:03.4
1980	19	UO	19-4¾	14.22	1:01.19
1981	20	UO	19-9½	13.67	57.82

## Lisa Nicholson (Hurdles)



**Best Marks:** 100h (14.79, Washington State dual, April 1981); 400h (1:01.99, Washington State dual, April 1981). 5-9, 129, So., Merrill, Oregon (Lost River)—Oregon's number two 400 hurdler last year . . . third in 400 hurdles in regionals . . . versatile performer, ran 57.9 relay leg for Ducks' 1,600 quartet and high jumped 5-7 in the Oregon Indoor last season . . . Class A

state high jump champion and 400 champion . . . high school best of 5-8½ in the high jump . . . born 1/2/62.

## Robin Pate (Hurdles)



**Best Marks:** 100h (14.75, NCWSA Championships, May 1980); 400h (1:01.79, NCWSA Championships, May 1980). 5-7, 130, Jr., Mountain Home, Idaho (Mountain Home)—Sophomore eligibility after redshirting 1981 because of injury . . . health remains a question mark . . . 1980 NCWSA 400 hurdles champion . . . keyed Oregon's 1980 dual-meet upset of

UCLA with her victories in both hurdles . . . 1979 Idaho prep champion in 110 and 300 hurdles . . . special education major . . . born 11-15-61.

## Roz Rouse (Javelin)



**Best Mark:** JT (161-9, 1981). 5-6, 157, Sr., Glenwood, Washington (Kiona-Benton)—Transfer from Brigham Young, has junior eligibility . . . competed in 1979 and 1980 AIAW nationals . . . 27th on 1981 U.S. list . . . recreation management/gerontology major . . . born 5-27-60.

## Julie Vobora (Javelin)



**Best Mark:** JT (163-2, high school district championships, May 1981). 5-6, 130, Fr., Medford, Oregon (Oregon)—Second on 1981 prep javelin list (23rd in U.S.) . . . 1981 Oregon State prep javelin champion . . . brother, Andy, played football at Oregon (1978-81) . . . born 2-9-63.

## Leann Warren (Middle Distances)



**Best Marks:** 400 (54.08, Washington dual, April 1981); 800 (1:59.63, World University Games, July 1981); Mile (4:30.36, Pepsi Invitational, May 1981); 1,500 (4:09.32, Luxembourg, August 1981); 3,000 (9:25.94, OSU dual, May 1981). 5-5, 100, Jr., Corvallis, Oregon (Crescent Valley)—1981 AIAW Track and Field Athlete of the Year (Broderick Award) . . . three-time

AIAW champion (mile relay in 1980, 800 and 1,500 in 1981) . . . five-time all-American (also 1980 AIAW runner-up in 800; second in 1981 NCAA cross country) . . . collegiate-record holder in 800 and mile . . . won 1981 Fifth Avenue Mile in 4:25.31 (road time) . . . third in 1980 Olympic Trials 1,500; fifth in 800 . . . ranked second in U.S. in 800 and 1,500, first in mile, for 1981 . . . lost to only one American in 1981 track season (Madeline Manning) . . . undefeated in 1981 collegiate track . . . second in 1981 TAC 800 . . . third fastest American all-time at 800, fifth in mile . . . has run 52.8 split in 1,600 relay . . . competed in 1981 U.S.-USSR dual . . . Oregon-record holder in 800, 1,500 and mile . . . Oregon prep 400 and 800 champion . . . 1981 Pacific Conference Games 800 champion . . . UO track MVP in 1980 and 1981 . . . telecommunications major . . . born 3-2-61.

### Progressions:

Year	Age	Affiliation	400	800	1,500	3,000
1978	17	Ore. H.S.	55.99	2:11.3		
1979	18	Ore. H.S.	55.66	2:03.02	4:56.8y	10:01.0
1980	19	UO	54.22	2:02.58	4:15.16	9:37.5
1981	20	UO	54.08	1:59.63	4:09.32	9:25.94

# Oregon Women's Event Summary Roster

## 100 Meters

Sue Jowett	11.31
Grace Bakari	12.00
Lena Fritzon	12.30
	(12.14w)
Lexie Miller	12.31
Kris Costello	12.50
	(12.24w)

## 200 Meters

Sue Jowett	23.00
Grace Bakari	23.7
Lena Fritzon	24.48
Rhonda Massey	24.87
Kris Costello	25.04

## 400 Meters

Grace Bakari	53.1
Leann Warren	54.08
Rhonda Massey	54.41
Lena Fritzon	54.72
Ranza Clark	54.4
Lexie Miller	54.93

## 800 Meters

Leann Warren	1:59.63
Ranza Clark	2:04.19
Karen Drake	2:11.5
Claudette Groenendaal	2:12.1
Tammy Cook	2:13.92
Linda Jacobsen	2:14.1
Rhonda Massey	2:14.34

## 1,500 Meters

Leann Warren	4:09.36
Kathy Hayes	4:24.54
Claudette Groenendaal	4:24.56
Lisa Martin	4:28.2
Rosa Gutierrez	4:33.7
Ranza Clark	4:33.94

## 3,000 Meters

Lisa Martin	9:22.4
Eryn Forbes	9:22.9
Leann Warren	9:25.94
Kathy Hayes	9:29.08
Rosa Gutierrez	9:41.60
Allison Snow	9:52.39
Sandy Dickerson	9:54

## 5,000 Meters

Eryn Forbes	16:07.7
Irene Griffith	17:11.9
Allison Snow	17:30.1
Sandy Dickerson	17:33
Kathy Hayes	n.t.
Rosa Gutierrez	n.t.

## 10,000 Meters

Eryn Forbes	33:55.8
Irene Griffith	35:37.2
Sandy Dickerson	37:31.9
Kathi Sommer	n.t.

## 100-Meter Hurdles

Lexie Miller	13.67
Kris Costello	13.76
Robin Pate	14.75
	(14.30w)
Lisa Nicholson	14.79
Melissa Bauer	14.9
Mary Mitchoff	n.t.

## 400-Meter Hurdles

Lexie Miller	57.82
Robin Pate	1:01.79
Lisa Nicholson	1:01.99
Mary Mitchoff	44.4 (300m hurdles, hs)
Melissa Bauer	46.2 (300m hurdles, hs)

## High Jump

Jeanne Borchardt	5-8½
Lisa Nicholson	5-8½
Kari Easton	5-7¾
Joni Martin	5-7

## Long Jump

Lexie Miller	19-9½
Jeanne Borchardt	18-6
Mary Mitchoff	18-4¾
Gina Buckiewicz	18-4

## Shot Put

Quenna Beasley	46-5½
Andrea Heilman	42-5
Melanie Morrison	41-7

## Discus

Karen McDonald	173-8
Quenna Beasley	166-2
Melanie Morrison	144-0
Andrea Heilman	135-4

## Javelin

Lynda Hughes	182-4
Sally Harmon	177-10
Julie Vobora	163-2
Rozlyn Rouse	161-9
Karen Martin	143-2

## Heptathlon

Jeanne Borchardt	4672(et)
------------------	----------



# 1982 Oregon Women's Track & Field Roster

	Events (Best Marks)	Year	Height	Weight	Birthdate	Hometown (High School)
Mary Alexander	800 (2:20.9)	So.	5-5	115	7/12/62	Merlin, Ore. (North Valley)
Lori Alzner	3,000 (9:46); 5,000 (17:20); 10,000 (35:22)	Sr.	5-3	120	9/20/60	Portland, Ore. (Beaverton)
Grace Bakari	100 (12.00); 200 (23.7); 400 (53.1)	Jr.	5-6	105	4/27/54	Kumasi, Ghana
Melissa Bauer	100 Hurdles (14.9)	Fr.	5-8½		7/20/63	Hillsboro, Ore. (Hillsboro)
Quenna Beasley	DT (166-2); SP (46-5½)	So.	5-11	175	3/3/62	Pasco, Wash. (Pasco)
Jeanne Borchardt	HJ (5-8½); Hept. (4672); LJ (18-6)	Jr.	5-9	125	7/12/61	Eugene, Ore. (South Eugene)
Gina Buckiewicz	LJ (18-4)	Sr.	5-8	125	10/23/60	Forest Grove, Ore. (Forest Grove)
Mimi Carlo	10,000 (38:00.8); 1,500 (4:46)	Jr.	5-4½	112	3/12/61	Portland, Ore. (Reynolds)
Ranza Clark	400 (54.4); 800 (2:04.19)	So.	5-9½	126	12/13/61	Calgary, Alberta (Western Canada)
Tammy Cook	400 (58.0); 800 (2:13.92)	So.	5-4	122	6/16/62	Gladstone, Ore. (Gladstone)
Kris Costello	100 hurdles (13.76)	Sr.	5-9	130	12/2/60	Saratoga, Cal. (Lynbrook)
Sandy Dickerson	3,000 (9:54); 5,000 (17:33)	Jr.	5-5	115	10/5/61	Springfield, Ore. (Springfield)
Karen Drake	800 (2:11.5)	Jr.	5-8	122	8/30/61	Portland, Ore. (Sunset)
Kari Easton	HJ (5-7¾)	Sr.	5-7	117	3/17/60	Corvallis, Ore. (Crescent Valley)
Eryn Forbes	3,000 (9:22.9); 5,000 (16:07.7); 10,000 (33:55.8)	Jr.	5-7	115	4/29/61	Portland, Ore. (Sunset)
Lena Fritzon	100 (12.14w, 12.30); 200 (24.49); 400 (54.72)	So.	5-9	135	8/23/53	Goteborg, Sweden
Irene Griffith	5,000 (16:44 hs); 10,000 (35:37.2)	Sr.	5-4	103	4/11/60	Port Townsend, Wash. (Port Townsend)
Claudette Groenendaal	800 (2:12.1); 1,500 (4:24.56)	Fr.	5-9	132	11/1/63	Salem, Ore. (North Salem)
Rosa Gutierrez	800 (2:14); 1,500 (4:33.7); 3,000 (9:41.60)	Fr.	5-5	123	11/5/63	Glendale, Ore. (Glendale)
Sally Harmon	JT (177-10)	Jr.	5-8	140	3/6/61	Eugene, Ore. (Springfield)
Kathy Hayes	1,500 (4:24.54); 3,000 (9:29.08)	Fr.	5-5	105	12/27/62	Newberg, Ore. (Newberg)
Andrea Heilman	SP (42-5); DT (135-4)	So.	6-0	190	10/1/62	Enterprise, Ore. (Enterprise)
Patty Hoseit	Mile (5:20); 2-mile (11:20)	So.	5-6	114	3/5/62	Sacramento, Cal. (El Camino)
Lynda Hughes	JT (182-4)	So.	5-7	150	10/6/62	Newberg, Ore. (Newberg)
Linda Jacobsen	800 (2:14.1); 1,500 (4:36); Mile (4:52)	Fr.	5-8	120	5/15/63	Bellevue, Wash. (Sammamish)
Susan Jowett	100 (11.31); 200 (23.00)	Fr.	5-8	135	9/14/56	Auckland, New Zealand
Pat Lane	800 (2:15.22)	Jr.	5-11	135	2/15/62	Eugene, Ore. (Bonn-American, West Germany)
Joan Martin	HJ (5-7)	Sr.	6-4	145	1/14/60	Truckee, Cal. (San Lorenzo Valley)
Karen Martin	JT (143-2)	So.	5-6	150	5/13/62	Portland, Ore. (Gresham)
Lisa (O'Dea) Martin	3,000 (9:22.4); 1,500 (4:28.2)	Sr.	5-6	100	5/12/60	Gawler, S. Australia (Gawler)
Rhonda Massey	200 (24.87); 400 (54.41); 800 (2:14.32)	Sr.	5-5	118	4/30/60	Seattle, Wash. (Mercer Island)
Karen McDonald	DT (173-8)	So.	5-11	178	2/27/62	Watertown, S.D. (Watertown)
Lexie Miller	100mh (13.67); 400mh (57.86); LJ (19-9½)	Jr.	5-9	116	5/26/61	Somers, Mont. (Flathead)
Mary Mitchoff	LJ (18-4¾); 300mh (44.4)	So.	5-5	124	10/14/62	Portland, Ore. (Lincoln)
Melanie Morrison	DT (144-0); SP (41-7)	Fr.	5-8	200	1/31/63	Billings, Mont. (Billings)
Lisa Nicholson	400mh (1:01.99); 100mh (14.79); HJ (5-8½)	So.	5-9	129	1/2/62	Merrill, Ore. (Lost River)
Robin Pate	100mh (14.75/14.39w); 400mh (1:01.79)	Jr.	5-7	130	11/15/61	Mountain Home, Idaho (Mountain Home)
Marisa Quintanilla	3,000 (10:34)	Fr.	5-5	113	6/18/63	San Antonio, Tex. (Torrejón American School, Madrid)
Rozlyn Rouse	JT (161-9)	Sr.	5-6	157	5/27/60	Glenwood, Wash. (Kiona-Benton)
Allison Snow	3,000 (9:52.39); 5,000 (17:30.1)	Jr.	5-6½	120	6/19/61	Portland, Oregon. (Wilson)
Kathi Sommer	10,000 (37:10 Road)	Sr.	5-8	115	1/14/59	Tigard, Ore. (Tigard)
Alice Stowell	800 (2:23)	Fr.	5-9	130	8/21/63	Pleasant Hill, Ore. (Pleasant Hill)
Lisa Vetter	100mh, 300mh (46.2)	Fr.	5-6	116	1/22/63	Milwaukie, Ore. (Rex Putnam)
Julie Vobora	JT (163-2)	Fr.	5-6	130	2/9/63	Medford, Ore. (Medford)
Leann Warren	400 (54.08); 800 (1:59.63); 1,500 (4:09.32); Mile (4:30.36); 3,000 (9:25.94)	Jr.	5-5	100	3/2/61	Corvallis, Ore. (Crescent Valley)

# Women's Track & Field Records

Event	World	American	Collegiate	Hayward Field	Oregon School
100	10.88 Marlies Gohr East Germany, 1977	10.90 Evelyn Ashford Medalist TC, 1981	11.07 Merlene Ottey Nebraska, 1981	11.08 Brenda Morehead Tennessee St., 1976	11.65 Debbie Adams 1978
200	21.71 Marita Koch East Germany, 1979	21.83 Evelyn Ashford Maccabbi, 1979	22.20 Merlene Ottey Nebraska, 1980	22.56 Merlene Ottey Nebraska-Lincoln, 1980	23.66 Melanie Batiste 1980
400	48.60 Marita Koch East Germany, 1979	50.62 Rosalyn Bryant Cal State-LA, 1976	50.62 Rosalyn Brant Cal State-LA, 1976	51.48 Sherri Howard Ali TC, 1980	53.1 Grace Bakari 1981
800	1:53.43 Nadyezhda Olizaryenko Soviet Union, 1980	1:57.9 Madeline Manning Cleveland TC, 1976	1:59.63 Leann Warren Oregon, 1981	1:58.30 Madeline Manning Mims Oral Roberts TC, 1980	1:59.63 Leann Warren 1981
1,500	3:52.47 Tatyana Kazankina Soviet Union, 1980	3:59.43 Mary Decker Athletics West, 1980	4:08.9 Mary Decker Colorado, 1978	4:04.91 Mary Decker Athletics West, 1980	4:09.32 Leann Warren 1981
Mile	4:20.89 Lyudmila Veselkova Soviet Union, 1981	4:21.68 Mary Decker Athletics West, 1980	4:30.36 Leann Warren Oregon, 1981	4:30.36 Francie Larrieu Pac. Coast Club, 1974	4:30.36 Leann Warren 1981
3,000	8:27.12 Lyudmila Bragina Soviet Union, 1976	8:38.73 Mary Decker Athletics West, 1980	8:59.39 Regina Joyce Washington, 1981	9:04.41 Regina Joyce Washington, 1981	9:22.4 Lisa O'Dea 1981
5,000	15:14.51p Paula Fudge Great Britain, 1981	15:30.6 Jan Merrill Age Group AA, 1980	15:35.52 Kathy Mills Penn St., 1978	15:41.28 Julie Shea No. Carolina St., 1980	16:07.1 Eryn Forbes 1981
10,000	32:17.19p Yelena Sipatova Soviet Union, 1981	32:52.5 Mary Shea No. Carolina HS, 1979	32:52.7 Joan Benoit Bowdoin, 1979	33:02.32 Julie Shea No. Carolina St., 1980	33:55.8 Eryn Forbes 1981
Marathon	2:25:29 Allison Roe New Zealand, 1981	2:27.51 Patti Catalano Athletics West, 1981	2:35:15 Joan Benoit Bowdoin, 1979	2:31.15 Lorraine Moller New Zealand, 1981	2:46.52 Heather Tolford 1978
100 Hurdles	12.36 Grazyna Rabsztyń Poland, 1980	12.86 Deby LaPlante San Diego, 1979	12.86 Deby LaPlante San Diego, 1979	12.90 Stephanie Hightower Ohio St., 1980	13.67 Lexie Miller 1981
400 Hurdles	54.28 Karin Rossley East Germany, 1980	56.16 Esther Mahr KCBQ, 1980	56.40 Sandra Myers Cal St.-Northridge, 1980	56.40 Sandra Myers Cal St.-Northridge, 1980	57.82 Lexie Miller 1981
400 Relay	41.60 East Germany, 1980	42.82 National Team, 1981	43.68 Tennessee St., 1979	44.10 Cal St.-Northridge, 1980	46.39 Batiste, Cimmiyotti, Bakari, Redditt, 1980
1,600 Relay	3:19.23 East Germany, 1976	3:22.81 Olympic Team, 1976	3:31.70 Tennessee, 1981	3:37.44y Oregon, 1980	3:34.13 Batiste, Massey, Fritzson, Bakari, 1981
3,200 Relay	7:52.3 Soviet Union, 1976	8:19.9 National Team, 1979	8:33.51 Cal St.-Northridge, 1978	8:41.64y UCLA	8:50.8y Trowbridge, Baker, Roth, Schmidt, 1977
800-Medley Relay		1:37.29 Cal St.-LA, 1978	1:36.70 Tennessee, 1981	1:38.4 Cal St.-LA, 1980	1:43.9cy Adams, Costello, Rose, Batiste, 1979
High Jump	6-7 Sara Simeoni Italy, 1978	6-5½ Pam Spencer LA Naturite, 1981	6-4¼ Louise Ritter Texas Woman's, 1981	6-2 Mary Moore Issaquah, Wash., HS, 1981	5-8½ Jeanne Borchardt 1981
Long Jump	23-3¼ Viima Bardauskiene Soviet Union, 1978	22-11¾ Jodi Anderson LA Naturite, 1980	22-7½ Jodi Anderson Cal St.-Northridge, 1978	22-11½ Jodi Anderson Maturite TC, 1980	19-9½ Lexie Miller 1981
Shot Put	73-8 Ilona Slupianek East Germany, 1980	62-7¾ Maren Seidler San Jose Stars, 1979	57-1 Meg Ritchie Arizona, 1981	58-9½ Maren Seidler San Jose Stars, 1980	48-4¼ Carrie Albano 1980
Discus	235-7 Maria Vergova Bulgaria, 1980	207-5 Lorna Griffin Athletics Cong., 1980	221-5 Meg Ritchie Arizona, 1981	211-1 Meg Ritchie Arizona, 1980	173-8 Karen McDonald 1981
Javelin	235-10 Antoaneta Todorova Bulgaria, 1981	227-5 Kate Schmidt Pac. Coast Club, 1977	211-5 Karin Smith Cal Poly-SLO, 1981	213-5 Kate Schmidt UCLA, 1976	180-7 Patty Kearney 1980
Heptathlon	6716 Ramona Neubert East Germany, 1981	6308p Jane Frederick Athletics West, 1981	5662 Patsy Walker Houston, 1981		4672 (et) Jeanne Borchardt 1981

# Oregon Women: Top Performances



## 100 Meters

1. Debbie Adams	11.65	1978
2. Melanie Batiste	11.77	1979
3. Carol Amaral	11.97	1976
4. Rhonda Redditt	12.29	1980
5. Lena Fritzon	12.30	1981
6. Lexie Miller	12.31	1981
7. Kris Costello	12.50	1981
8. Mary Officer	12.51	1977

## 200 Meters

1. Melanie Batiste	23.66	1980
2. Debbie Adams	24.08	1978
3. Grace Bakari	24.42	1980

4. Lena Fritzon	24.48	1981
5. Dawna Rose	24.52	1978
6. Rhonda Massey	24.87	1981
7. Carol Amaral	24.97	1977
8. Kris Costello	25.04	1981
Others: Mary Berg	24.3y	1972
Carol Amaral	24.6	1977

## 400 Meters

1. Grace Bakari	53.3	1981
2. Leann Warren	54.08	1981
3. Rhonda Massey	54.41	1981
4. Dawna Rose	54.70	1979
5. Lena Fritzon	54.72	1981

## 499 meters cont.

6. Lexie Miller	54.93	1981
7. Mary Berg	55.2	1972
(actual)	55.5y)	
8. Melanie Batiste	55.49	1980

## 800 Meters

1. Leann Warren	1:59.63	1981
2. Ranza Clark	2:06.89	1981
3. Ellen Schmidt	2:07.1	1977
4. Joslyn West	2:09.45	1980
5. Cheri Williams	2:10.8	1979
6. Robin Baker	2:13.2	1979
7. Dala Ramsey	2:13.6	1976
8. Tammy Cook	2:13.92	1981

## 1,500 Meters

1. Leann Warren	4:09.32	1981
2. Cheri Williams	4:18.9	1979
3. Ellen Schmidt	4:23.8	1979
4. Robin Baker	4:25.2	1979
5. Debbie Roth	4:26.1	1977
6. Katy Mountain	4:27.0	1979
7. Jody Parker	4:27.3	1979
8. Lisa O'Dea	4:28.2	1981

## 3,000 Meters

1. Lisa O'Dea	9:22.4	1981
2. Eryn Forbes	9:22.9	1981
3. Molly Morton	9:25.1	1979
4. Leann Warren	9:25.94	1981
5. Jody Parker	9:26.4	1979
6. Katy Mountain	9:28.9	1979
7. Cheri Williams	9:28.9	1979
8. Kathy Hayes	9:29.08	1982

## 5,000 Meters

1. Eryn Forbes	16:07.7	1981
2. Molly Morton	16:18.3	1979
3. Jody Parker	16:32.9	1979
4. Katy Mountain	16:33.1	1979
5. Heather Tolford	17:03.6	1978
6. Debbie Richie	17:11.2	1978
7. Irene Griffith	17:11.9	1980
8. Tina Francario	17:16.49	1980

## 10,000 Meters

1. Eryn Forbes	33:55.8	1981
2. Molly Morton	34:28.5	1979
3. Lori Alzner	35:22.7	1979
4. Irene Griffith	35:37.2	1980
5. Jody Parker	35:39.7	1979
6. Heather Tolford	35:51.1	1978
7. Katy Mountain	36:49.3	1980
8. Tina Francario	37:21.2	1980

## 100-Meter Hurdles

1. Lexie Miller	13.67	1981
2. Kris Costello	13.76	1981
3. Mary Officer	14.54	1976
4. Robin Pate	14.75	1980
5. Lisa Nicholson	14.79	1981
6. Carol Amaral	14.91	1977
7. Kerry Clawson	14.98	1978
8. Cyd Cimmiyotti	15.20	1980

## 400-Meter Hurdles

1. Lexie Miller	57.82	1981
2. Georgene Rose	1:01.6	1978
3. Robin Pate	1:01.79	1980
4. Lisa Nicholson	1:01.99	1981
5. Lisa O'Dea	1:02.25	1980
6. Sharon Stapleton	1:02.34	1980
7. Sally Hamilton	1:02.72	1981
8. Mary Officer	1:03.8	1976

## High Jump

1. Jeanne Borchardt	5-8 <sup>1</sup> / <sub>2</sub>	1981
2. Trish King	5-8 <sup>1</sup> / <sub>4</sub>	1981
3. Kari Easton	5-7 <sup>3</sup> / <sub>4</sub>	1980
4. Mary Officer	5-7	1975
Joni Martin	5-7	1980
Lisa Nicholson	5-7	1981
7. Kerry Clawson	5-6	1978
8. Mary Ann Stoican	5-5	1980

## Long Jump

1. Lexie Miller	19-9 <sup>1</sup> / <sub>2</sub>	1981
2. Mary Officer	19-5 <sup>1</sup> / <sub>2</sub>	1976
3. Debbie Adams	19-0	1978
4. Jeannie Borchardt	18-6	1981
5. Joan Walton	18-2 <sup>1</sup> / <sub>2</sub>	1978
6. Kris Costello	17-7	1980
Sally Hamilton	17-7	1981
8. Gina Buckiewicz	17-4 <sup>1</sup> / <sub>2</sub>	1979

## Shot Put

1. Carrie Albano	48-4 <sup>1</sup> / <sub>2</sub>	1980
2. Karen Marshall	47-1 <sup>3</sup> / <sub>4</sub>	1976
3. Quenna Beasley	46-5 <sup>1</sup> / <sub>2</sub>	1981
4. Marlene Kurt	44-4	1970
5. Lori Dresser	42-9 <sup>1</sup> / <sub>2</sub>	1980
6. Kelly Buntjer	42-9 <sup>1</sup> / <sub>4</sub>	1981
7. Maggie Bonn	42-5	1977
8. Sue Haney	42-4	1981

## Discus

1. Karen McDonald	173-8	1981
2. Quenna Beasley	166-2	1981
3. Kathy Picknell	161-6	1981
4. Lisha Lass	159-7	1980
5. Mary Stevenson	158-9	1980
6. Marlene Kurt	154-7	1970
7. Karen Marshall	148-3	1976
8. Lynne Winbigler	147-5	1974

## Javelin

1. Patty Kearney	180-7	1980
2. Sally Harmon	177-10	1981
3. Simone Frandsen	149-3	1981
4. Denise O'Brien	148-11	1980
5. Louise Jean-Marie	145-7	1979
6. Lisa Vance	143-5	1980
7. Karen Martin	143-2	1981
8. Amy Colton	137-10	1981

## Heptathlon

1. Jeanne Borchardt	4672(et)	1981
---------------------	----------	------

## Mile

1. Leann Warren	4:30.36	1981
2. Cheri Williams	4:41.4	1979
3. Ellen Schmidt	4:44.7	1979
4. Eryn Forbes	4:51.4i	1980
5. Maryl Barker	4:53.0	1974
6. Ona Dobratz	4:57.6	1973
7. Robin Baker	4:59.3	1977
8. Kim Conner	4:59.6	1976

## Women's Past Seasons

### 1972

Coach: Lois Youngen  
 Duals: 0-0  
 Invitationals: Firsts (2),  
 Seconds (1), Thirds (3)  
 NCWSA: 3rd  
 AIAW: Did not attend

### 1973

Coach: Ron Brinkert  
 Duals: 0-0  
 Invitationals: Firsts (2),  
 Seconds (2), Thirds (1)  
 NCWSA: 5th  
 AIAW: 11th (tie)

### 1974

Coach: Ron Brinkert  
 Duals: 0-0  
 Invitationals: Firsts (3),  
 Seconds (1), Thirds (1)  
 NCWSA: 2nd  
 AIAW: 34th (tie)

### 1975

Coach: Bob Ritson  
 Duals: 0-0  
 Invitationals: Firsts (3),  
 Seconds (2)  
 NCWSA: 4th  
 AIAW: 9th

### 1976

Coach: Bob Ritson  
 Duals: 0-0  
 Invitationals: Firsts (2),  
 Seconds (3)  
 NCWSA: 2nd  
 AIAW: 19th (tie)

### 1977

Coach: Tom Heinonen  
 Duals: 3-1  
 UO 61 Washington 66  
 UO 104 Washington State 23  
 UO 99 Oregon State 28  
 UO 81 Oregon College  
 of Education 45  
 Invitationals: Firsts (1),  
 Seconds (1)  
 NCWSA: 2nd  
 AIAW: 24th (tie)

## Women's Dual-Meet Rankings

(Compiled by *Track & Field News*)

### 1979

1. Cal St. Northridge
2. Arizona State
3. **Oregon**
4. UCLA
5. Texas
6. San Diego State
7. Wisconsin
8. California
9. Tennessee
10. Brigham Young

### 1980

1. **Oregon**
2. California
3. UCLA
4. Cal St. Northridge
5. San Diego State
6. Tennessee
7. Kansas
8. Wisconsin
9. Missouri
10. Arizona State

### 1981

1. UCLA
2. **Oregon**
3. Tennessee
4. Arizona
5. Florida State
6. Oklahoma State
7. Virginia
8. Penn State
9. San Diego State
10. Arizona State

### 1978

Coach: Tom Heinonen  
 Duals: 3-1  
 UO 67 Washington 60  
 UO 59 Seattle Pacific 68  
 UO 105 Washington State 17  
 UO 97 Oregon State 29  
 NCWSA: 1st  
 AIAW: Did not score

### 1979


Coach: Tom Heinonen  
 Duals: 6-0  
 UO 85 California 61  
 Hayward 13  
 UO 93 Washington 33  
 UO 86 Seattle Pacific 41  
 UO 70 Brigham Young 57  
 UO 80 Oregon State 47  
 NCWSA: 1st  
 AIAW: 8th  
 National Dual-Meet  
 Ranking: 3rd

### 1980

Coach: Tom Heinonen  
 Duals: 5-0  
 UO 98 Colorado State 29  
 UO 66 UCLA 61  
 UO 80 Brigham Young 47  
 UO 85 Oregon State 42  
 Invitationals: Seconds (1)  
 NCWSA: 1st  
 AIAW: 10th (tie)  
 National Dual-Meet  
 Ranking: 1st

### 1981

Coach: Tom Heinonen  
 Duals: 4-1  
 UO 74 Washington 53  
 UO 57 UCLA 70  
 UO 89 Washington State 37  
 UO 93 California 27  
 UO 88 Oregon State 39  
 NCWSA: 1st  
 AIAW: 3rd (tie)  
 National Dual-Meet  
 Ranking: 2nd



## National Women's Cross Country Results

### AIAW Team Standings

- 1975—1-Iowa State 96, 2-Penn State 104, 3-Michigan State 116,  
**4-Oregon 143**  
 1976—1-Iowa State 62, 2-Cal State-Northridge 110, 3-Wisconsin-  
 Madison 177, **7-Oregon 300**  
 1977—1-Iowa State 92, 2-Penn State 116, 3-Colorado 164 (later disqualified  
 for ineligible runner), 3-Wisconsin-Madison 142, **6-Oregon 218**  
 1978—1-Iowa State 119, 2-North Carolina State 142, 3-Penn State 144,  
**5-Oregon 178**  
 1979—1-North Carolina St. 108, **2-Oregon 120**, 3-Penn State 138  
 1980—1-North Carolina St. 76, 2-Arizona 133, 3-Virginia 140, 4-Penn State 198,  
**5-Oregon 251**

### NCAA Team Standings

- 1981—1-Virginia 36, **2-Oregon 82**, 3-Stanford 105, 4-Michigan State 112,  
 5-North Carolina State 123

### AIAW Oregon Individuals

- 1975—20-Kim Conner; 30-Dala Ramsey; 38-Nancy Alleman; 42-Marie  
 Williams; 65-Cindi Eckersley; 99-Deliene Wikoff; 102-Jenifer Bates  
 1976—32-Debbie Roth; 33-Ellen Schmidt; 54-Katy Mountain; 82-Kim  
 Conner-Spir; 88-Molly Morton; 135-Katy Mountain; 161-Char Marino  
 1978—32-Cheri Williams; 35-Ellen Schmidt; 48-Robin Baker; 88-Katy  
 Mountain; 113-Lori Alzner; 148-Jody Parker; 196-Molly Morton  
 1979—9-Jody Parker; 28-Cheri Williams; 32-Molly Morton; 39-Eryn  
 Forbes; 40-Ellen Schmidt; 58-Katy Mountain; 140-Leann Warren  
 1980—35-Eryn Forbes; 39-Robin Baker; 60-Joan Hopfenspirger; 81-Lisa  
 O'Dea; 107-Leann Warren; 117-Tina Francario; 133-Susie Niedermeyer

(Note: *Maryl Barker of Oregon finished fourth in the 1974 AIAW  
 Invitational, the forerunner of the AIAW Championships.*)

### NCAA Oregon Individuals

- 1981—2-Leann Warren; 13-Eryn Forbes; 16-Kathy Hayes; 22-Lisa Martin;  
 58-Rosa Gutierrez; 67-Claudette Groenendaal; 88-Ranza Clark

# Oregon's Opponents: Meets and Meet Histories



## 1982 Meet Schedules

### Coed Dual-Meet Home Schedule (Kansas/Arizona)

12:00 — Long Jump (W)	2:30 — 1,500m (W/M)
12:25 — Javelin (W)	2:35 — Discus (M)
12:30 — Hammer (M)	2:45 — High Hurdles (W/M)
1:10 — Pole Vault (M)	2:50 — High Jump (W)
1:15 — Long Jump (M)	2:55 — 400m (W/M)
1:20 — Javelin (M)	3:05 — 100m (W/M)
1:25 — High Jump (M)	3:15 — 800m (W/M)
1:30 — 3,000 (W)	3:25 — 400m Hurdles (W/M)
1:35 — Shot Put (M)	3:30 — Discus (W)
2:00 — 400m Relay (W/M)	3:40 — 200m (W/M)
2:15 — 3,000m Steeple (M)	3:50 — 5,000m (M)
2:20 — Triple Jump (M)	4:10 — Mile Relay (W/M)
2:25 — Shot Put (W)	M = Men; W = Women

### Men's Dual-Meet Home Schedule (Louisiana State)

12:30 — Hammer	2:35 — High Hurdles
1:15 — Pole Vault	2:40 — Discus
1:20 — Long Jump	2:45 — 400m
1:25 — Javelin	2:55 — 100m
1:30 — Shot Put	3:05 — 800m
1:45 — High Jump	3:15 — Intermediate Hurdles
2:00 — 400m Relay	3:25 — 200m
2:10 — Steeplechase	3:35 — 5,000m
2:25 — 1,500m	3:55 — Mile Relay
2:30 — Triple Jump	

### Northern Division Coed Dual-Meet

#### Home Schedule (Washington State, Oregon State)

12:00 — Long Jump (W)	2:25 — High Hurdles (W/M)
12:25 — Javelin (W)	2:30 — Shot Put (W)
12:30 — Hammer (M)	2:35 — 400m (W/M)
1:10 — Pole Vault (M)	2:40 — Discus (M)
1:15 — Long Jump (M)	2:45 — 100m (W/M)
1:20 — Javelin (M)	2:50 — High Jump (W)
1:25 — High Jump (M)	2:55 — 800m (W/M)
1:30 — 3,000m Steeple (M)	3:05 — 400m Hurdles (W/M)
1:35 — Shot Put (M)	3:20 — 200m (W/M)
1:45 — 3,000 (W)	3:25 — Discus (W)
2:00 — 400m Relay (W/M)	3:30 — 1,500 (W)
2:15 — 1,500 (M)	3:40 — 5,000 (M)
2:20 — Triple Jump (M)	4:00 — Mile Relay (W/M)

## Oregon Open

March 13, noon (women)

Hayward Field, Eugene, Oregon

### Meet Records

100	11.8	Debbie Adams, Oregon	1978
		Melanie Batiste, Oregon	1979
200	24.5	Melanie Batiste, Oregon	1979
		Pam Johnson, Club Northwest	1980
400	55.4	Leann Warren, Oregon	1980
800	2:05.6	Deanna Coleman, unat	1978
1,500	4:27.0	Cheri Williams, Oregon	1979
3,000	9:38.5	Eryn Forbes, Oregon	1980
5,000	16:42.0	Molly Morton, Oregon	1979
10,000	37:21.2	Tina Francario, Oregon	1980
100 Hurdles	14.4	Kris Costello, Oregon	1979
400 Hurdles	1:02.2	Denise Anderson, Seattle Pacific	1976
400 Relay	47.0	Oregon (Schirmer, Costello, D. Rose, Batiste)	1979
Mile Relay	3:48.4	Oregon (Batiste, Stapleton, Warren, Massey)	1980
High Jump	6-0	Joni Huntley, Oregon State	1976
Long Jump	19-11	Theresa Smith, Sports West	1980
Shot Put	50-6½	Caryl Van Pelt, Sports West	1980
Discus	170-11	Julia Hansen, Sports West	1980
Javelin	169-5	Patty Kearney, Oregon	1980

## Oregon Invitational

March 20, 12:30 p.m. (men)

Hayward Field, Eugene, Oregon

### Meet Records

100	10.33	Andrew Banks, Oregon	1978
200	21.21	Larry Bradley, Portland	1978
400	48.65	Rod Pearsall, Agie RC	1980
1,500	3:45.03	Bill McChesney, OTC	1981
Steeplechase	8:54.6	Kelly Jensen, unat.	1978
5,000	14:05.8	Don Clary, Oregon	1976
10,000	28:13.33	Alberto Salazar, Oregon	1980
110HH	14.02	Phil Bransom, Oregon	1979
400 IH	52.9	James Bell, Oregon	1979
440 Relay	41.2	Oregon (Crawley, Dukowski, Carew, Brathwaite)	1975
Mile Relay	3:14.2	Oregon (Davis, Bowen, Brathwaite, Hagmeier)	1976
2-mile Relay	7:38.4	Oregon (Siewers, Wolman, Centrowitz, Spir)	1976
Distance Medley Relay	9:39.49	Oregon (Walton, Nelson, Centrowitz, Chapa)	1978
High Jump	7-1½	Bob Peterson, Idaho	1979
Pole Vault	17-0	Tom Hintnaus, Oregon	1978
Long Jump	23-11	Jon Ogard, Oregon	1976
Triple Jump	49-9¾	Gary Lacey, Oregon	1980

Shot Put	63-9	Jeff Stover, Oregon	1979
Discuss	206-5	Mac Wilkins, AW	1980
Hammer	204-6	Rich Perkins, OTC	1978
Javelin	266-2	Reidar Lorentzen, Oregon	1980

## Stanford and Tennessee Triangular

**March 24, 1 p.m. (women)**

**Stanford Stadium, Palo Alto, California**

### Stanford

Location: Palo Alto, California

Colors: Red and White

Enrollment: 12,600

Nickname: Cardinals

Coach: Brooks Johnson

SID: Chris Preimesberger (415-497-4419)

Series Record: 0-0

### Tennessee

Location: Knoxville, Tennessee

Colors: Orange and White

Enrollment: 30,000

Nickname: Lady Volunteers

Coach: Terry Crawford

SID: Debby Jennings (615-974-4275)

Series Record: 0-0

## Golden Bear Meet of Champions

**March 27, Noon (women)**

**Edwards Stadium, Berkeley, California**

Host School: Cal-Berkeley

SID: Chris Dawson (405-642-2098)

## Washington State

**April 3, noon (coed)**

**Hayward Field, Eugene, Oregon**

Location: Pullman, Washington

Colors: Crimson and Gray

Enrollment: 17,000

Nickname: Cougars

Coaches: John Chaplin (men), Kelli Koltyn (women)

SID: Rod Commons (509-335-8819)

Men's Series Record: 31-19

Women's Series Record: 3-0

### Men's Past Scores

1908—68-60	1949—49 $\frac{1}{3}$ -81 $\frac{2}{3}$	1966—82-62
1910—81-51	1950—75 $\frac{1}{2}$ -55 $\frac{1}{2}$	1967—91-54
1924—65-66	1951—62 $\frac{1}{3}$ -68 $\frac{2}{3}$	1968—68-77
1927—66-65	1952—67 $\frac{1}{2}$ -63 $\frac{1}{2}$	1969—65-89
1928—52-79	1953—45-86	1970—83 $\frac{1}{2}$ -70 $\frac{1}{2}$
1934—59-72	1954—67 $\frac{1}{2}$ -63 $\frac{1}{2}$	1971—107-46
1935—65 $\frac{3}{4}$ -65 $\frac{3}{4}$	1955—72-59	1972—99-63
1936—69 $\frac{1}{2}$ -61 $\frac{1}{2}$	1956—72 $\frac{1}{2}$ -58 $\frac{1}{2}$	1973—94-69
1937—41-90	1957—94-37	1974—92-71
1938—67-64	1958—71-59	1975—69-94
1940—58-73	1959—74-57	1976—95-68
1941—58 $\frac{1}{3}$ -72 $\frac{2}{3}$	1960—74 $\frac{1}{2}$ -56 $\frac{1}{2}$	1977—94-68
1942—60-71	1961—86-44	1978—78-85
1943—80 $\frac{1}{2}$ -50 $\frac{1}{2}$	1962—98-45	1979—95-68
1946—55-76	1963—87-57	1980—96-67
1947—50 $\frac{1}{2}$ -80 $\frac{1}{2}$	1964—81-64	1981—77-86
1948—41-90	1965—75-70	

### Men's Meet Records

100	10.47	George Kablan, WSU	1981
200	20.98	Chris Whitlock, WSU	1981
400	45.84	Chris Whitlock, WSU	1981
800	1:48.2	David Mack, Oregon	1980
1,500	3:39.8	Matt Centrowitz, Oregon	1976
Steeplechase	8:14.8	Henry Rono, WSU	1978
5,000	13:26.3	Alberto Salazar, Oregon	1979
110 HH	13.84	Phil Bransom, Oregon	1979
400 IH	51.72	Don Ward, Oregon	1980
400 Relay	39.84	Oregon (James, Nixon, Bradley, Walker)	1980
Mile Relay	3:07.47m	Washington State (Avognan, Ramsey, Kablan, Whitlock)	1981
High Jump	7-4 $\frac{1}{2}$	Doug Nordquist, WSU	1981
Pole Vault	17-6	Tom Hintnaus, Oregon	1980
Long Jump	25-0	Tom Smith, Oregon	1969
Triple Jump	53-9 $\frac{1}{4}$	Ian Campbell, WSU	1981
Shot Put	66-10 $\frac{1}{2}$	Jeff Stover, Oregon	1980
Discuss	201-9	Ray Burton, Oregon	1979
Hammer	224-3	Paul Buxton, WSU	1979
Javelin	274-6	Reidar Lorentzen, Oregon	1980

### Women's Past Scores

1977—104-23	1978—105-17	1981—89-37
-------------	-------------	------------

### Women's Meet Records

100	11.9	Carol Amaral, Oregon	1977
200	24.6	Carol Amaral, Oregon	1977
400	57.44	Cheryl Byers, WSU	1981
800	2:14.34	Rhonda Massey, Oregon	1981
1,500	4:34.0	Ellen Schmidt, Oregon	1978
3,000	9:46.8	Katy Mountain, Oregon	1978
400 Relay	48.46y	Oregon	1978
Mile Relay	3:48.49m	Oregon (Nicholson, Stapleton, Miller, Hamilton)	1981
100 Hurdles	13.67	Lexie Miller, Oregon	1981
400 Hurdles	1:01.99	Lisa Nicholson, Oregon	1981
High Jump	5-5	Jeanne Borchardt, Oregon	1981
Long Jump	18-7 $\frac{1}{4}$	Lexie Miller, Oregon	1981
Shot Put	43-5	Laurie Bush, WSU	1981
Discuss	158-2	Quenna Beasley, Oregon	1981
Javelin	165-8	Jeanne Eggart, WSU	1981

## Louisiana State

**April 10, 12:30 p.m. (men)**

**Hayward Field, Eugene, Oregon**

Location: Baton Rouge, Louisiana

Colors: Purple and Gold

Enrollment: 28,000

Nickname: Tigers

Coach: Boots Garland

SID: Paul Manasseh (504-388-8226)

Series Record: 0-0

## UCLA

**April 10, 1:15 p.m. (women)**

**Drake Stadium, Los Angeles, California**

Location: Los Angeles, California

Colors: Blue and Gold

Enrollment: 32,500

Nickname: Bruins

Coach: Scott Chisam

SID: Michael Sondheimer (213-206-6831)

Series Record: 1-1

## Women's Past Scores

1980: 66-61

1981:70-57

### Women's Meet Records

100	11.1	Jeanette Bolden, UCLA	1981
200	23.85	Florence Griffith, UCLA	1981
400	53.15	Oralee Fowler, UCLA	1981
800	2:06.73	Leann Warren, Oregon	1981
1,500	4:21.4	Leann Warren, Oregon	1980
3,000	9:30.3	Linda Goen, UCLA	1980
100 Hurdles	14.04	Lexie Miller, Oregon	1981
400 Hurdles	1:02.27	Lexie Miller, Oregon	1981
400 Relay	44.79	UCLA (Bolden, Griffith, Fowler, Jerald)	1981
Mile Relay	3:40.35	UCLA (Jerald, Gutowski, Cumbess, Fowler)	1981
High Jump	5-9	Tonya Alston, UCLA	1981
Long Jump	19-4½	Lexie Miller, Oregon	1981
Shot Put	49-3¼	Susie Ray, UCLA	1981
Discus	156-7	Mary Stevenson, Oregon	1980
Javelin	178-7	Patty Kearney, Oregon	1980

## Washington

April 17, 11 a.m. (coed)

Husky Stadium, Seattle, Washington

Location: Seattle, Washington

Colors: Purple and Gold

Enrollment: 32,250

Nickname: Huskies

Coaches: Ken Shannon (men), Al Bonney (women)

SID: Mike Wilson (206-543-2230)

Men's Series Record: 43-27

Women's Series Record: 4-1

### Men's Past Scores

1900—62-50	1933—69-62	1958—78-53
1901—66½-55½	1934—67-64	1959—81½-49½
1902—73-103	1935—54½-76½	1960—77-54
1904—34-88	1936—57-74	1961—95-36
1905—62-60	1937—44-86	1962—98-46
1912—86-54	1938—67-64	1963—103-42
1914—67-54	1939—73-58	1964—91½-52½
1915—86-44	1940—54-77	1965—93-52
1916—76-55	1941—45-86	1966—86-59
1919—69-62	1942—46-85	1967—69-76
1920—66-64	1943—68-63	1968—66-70
1921—43-88	1946—55-75	1969—111-37
1922—56-75	1947—50-81	1970—89-65
1923—46-85	1948—58-73	1971—85-60
1924—57½-73¾	1949—70-61	1972—109-54
1925—46-85	1950—73-58	1973—115-48
1926—42½-88½	1951—57-74	1974—70-93
1927—55-76	1952—69½-61½	1975—95½-67½
1928—36½-94½	1953—54-77	1976—84-79
1929—49-82	1954—74-57	1977—101-60
1930—69½-61¾	1955—69½-61½	1978—110-53
1931—47½-83½	1956—71½-59½	1979—117-46
1932—54-77	1957—84-47	1980—100-63
		1981—107-56

### Men's Meet Records

100	10.48	LaNoris Marshall, Washington	1981
200	21.21	Bernie Jackson, Washington	1981
400	47.13	Zvonko Stankovic, Washington	1981
800	1:48.67	Rob Webster, Washington	1981
1,500	3:43.8	Peter Spir, Oregon	1977
Steeplechase	8:47.4	Don Clary, Oregon	1977
5,000	13:19.3	Rudy Chapa, Oregon	1979

110 HH	14.0	Robert Gaines, Washington	1976
400 IH	51.56	Don Ward, Oregon	1981
400 Relay	40.42	Oregon (James, Nixon, Bradley, Walker)	1981
Mile Relay	3:12.49	Oregon (Davis, Perry Hagmeier, Bowen)	1977
High Jump	7-0	Jan From, Oregon	1977
		Doug Meade, Washington	1981
		Phil Christain, Oregon	1981
		Tom Hintnaus, Oregon	1979
Pole Vault	17-6	Phil Shinnick, Washington	1963
Long Jump	25-2	Lamar Hurd, Oregon	1981
Triple Jump	51-9¾	Jeff Stover, Oregon	1980
Shot Put	66-10½	Dean Crouser, Oregon	1981
Discus	205-6	Scott Neilson, Washington	1978
Hammer	238-8	Gary Quitslund, Washington	1973
Javelin	264-7		

### Women's Past Scores

1977—61-66	1979—93-33	1981—74-53
1978—67-80	1980—75-53	

### Women's Meet Records

100	12.0	Debbie Adams, Oregon	1978
200	24.26	Melanie Batiste, Oregon	1979
400	54.08	Leann Warren, Oregon	1981
800	2:07.43	Leann Warren, Oregon	1980
1,500	4:24.75	Sandra Gregg, Washington	1981
3,000	9:04.41	Regina Joyce, Washington	1981
100 Hurdles	14.14	Lexie Miller, Oregon	1981
400 Hurdles	1:00.95	Lexie Miller, Oregon	1981
400 Relay	46.64	Oregon	1979
Mile Relay	3:49.8	Oregon	1987
High Jump	5-10	Maggie Garrison, Washington	1978, 1979
Long Jump	19-4	Lexie Miller, Oregon	1980
Shot Put	50-5	Caryl Van Pelt, Washington	1981
Discus	164-6	Karen McDonald, Oregon	1981
Javelin	180-7	Patty Kearney, Oregon	1980

## Kansas/Arizona

April 24, noon

Hayward Field, Eugene, Oregon

Kansas (men)

Location: Lawrence, Kansas

Colors: Crimson and Blue

Enrollment: 23,600

Nickname: Jayhawks

Coach: Bob Timmons

SID: Sid Wilson (913-864-3417)

Men's Series Record: 1-1

### Men's Past Scores

1980—68-86	1981—97-56
------------	------------

### Men's Meet Records

100	10.52	Deon Hogan, Kansas	1980
200	21.09	Deon Hogan, Kansas	1980
400	46.36	Lester Mickens, Kansas	1980
800	1:50.50	David Mack, Oregon	1981
1,500	3:44.49	Mike Friton, Oregon	1980
Steeplechase	8:23.16	Ken Martin, Oregon	1980
5,000	13:35.6	Alberto Salazar, Oregon	1981
110 HH	13.9	Don Wright, Oregon	1981
400 IH	52.54	Mike Ricks, Kansas	1980
400 Relay	40.55	Oregon (James, Nixon, Bradley, Walker)	1981
Mile Relay	3:09.59	Kansas	1980
High Jump	7-2	Joel Light, Kansas	1980
Pole Vault	18-0½	Tom Hintnaus, Oregon	1980
Long, Jump	24-5½	Jay Reardon, Kansas	1980

Triple Jump	51-6	Sanya Owolabi, Kansas	1980
Shot Put	67-8	Jeff Stover, Oregon	1980
Discus	213-0	Dean Crouser, Oregon	1980
Javelin	260-11	Reidar Lorentzen, Oregon	1981

### Arizona (women)

Location: Tucson, Arizona  
 Colors: Red and Blue  
 Enrollment: 30,000  
 Nickname: Wildcats  
 Coach: Chris Murray  
 SID: Pam Stone (602-626-4168)  
 Series Record: 0-0

## Oregon State

May 1, noon (coed)  
 Hayward Field, Eugene, Oregon

Location: Corvallis, Oregon  
 Colors: Orange and Black  
 Enrollment: 17,500  
 Nickname: Beavers  
 Coach: Frank Morris (men); Will Stephens (women)  
 SID: Hal Cowan, Judy Ludwig (503-754-3720)  
 Men's Series Record: 56-21  
 Women's Series Record: 5-0

### Men's Past Scores

1906—76-46	1935—87 $\frac{1}{3}$ -43 $\frac{2}{3}$	1962—98-45
1907—77-45	1936—85-46	85-59
1908—61-55	1937—69-62	1963—80-65
1909—79-52	1938—73 $\frac{1}{2}$ -57 $\frac{1}{2}$	66-79
1910—84-38	1939—83 $\frac{1}{2}$ -47 $\frac{1}{2}$	1964—72-73
1912—97 $\frac{1}{3}$ -42 $\frac{2}{3}$	1940—61-70	71-73
1913—85 $\frac{1}{3}$ -45 $\frac{2}{3}$	1941—77-54	1965—75-70
1914—74-57	1942—80-51	66-79
1916—71-60	1943—71 $\frac{1}{2}$ -59 $\frac{1}{2}$	1966—90-55
1918—82-86	1946—51-80	89 $\frac{1}{2}$ -51 $\frac{1}{2}$
1919—61-69	1947—79-52	1967—72-73
1920—50 $\frac{1}{2}$ -80 $\frac{1}{2}$	1948—48-83	86-58
1921—60-71	1949—66-65	1968—65-80
1922—60-71	1950—80 $\frac{1}{2}$ -49 $\frac{1}{2}$	1969—63-91
1923—59-72	1951—82 $\frac{2}{3}$ -48 $\frac{1}{3}$	1970—88-66
1924—48-83	1952—72 $\frac{2}{3}$ -56 $\frac{1}{3}$	1971—86-68
1925—69 $\frac{1}{2}$ -61 $\frac{1}{2}$	1953—88 $\frac{1}{6}$ -42 $\frac{5}{6}$	1972—117-37
1926—66-65	1954—80-51	1973—86-77
1927—51 $\frac{2}{3}$ -79 $\frac{1}{3}$	1955—97-34	1974—75-88
1928—53 $\frac{1}{3}$ -77 $\frac{2}{3}$	1956—79-52	1975—90-73
1929—93-38	1957—99 $\frac{1}{2}$ -31 $\frac{1}{2}$	1976—106-57
1930—77-54	1958—91 $\frac{1}{2}$ -38 $\frac{1}{2}$	1977—103-60
1931—78 $\frac{1}{2}$ -52 $\frac{1}{2}$	1959—79 $\frac{1}{6}$ -51 $\frac{5}{6}$	1978—94-69
1932—64 $\frac{2}{3}$ -66 $\frac{1}{3}$	1960—84 $\frac{2}{3}$ -46 $\frac{1}{3}$	1979—126-37
1933—84 $\frac{1}{4}$ -46 $\frac{3}{4}$	1961—79-51	1980—106-57
1934—66-64	70-61	1981—107 $\frac{1}{2}$ -55 $\frac{1}{2}$

### Men's Meet Records

100	10.22	Andrew Banks, Oregon	1978
200	20.8	Chris Brathwaite, Oregon	1976
400	46.44	Kasheef Haason, Oregon State	1981
800	1:49.6	Matt Centrowitz, Oregon	1976
1,500	3:39.8	Steve Prefontaine, Oregon	1968
Steeplechase	8:41.9	Gary Barger, Oregon	1975
5,000	13:48.5	Matt Centrowitz, Oregon	1978
110 HH	13.89	Phil Bransom, Oregon	1979
400 IH	51.69	Mark White, Oregon State	1981
400 Relay	40.31	Oregon State (March, Hall, Barnes, Jordan)	1977

Mile Relay	3:10.9	Oregon (Hearvey, Buford, Chapman, Vance)	1972
High Jump	7-2 $\frac{1}{2}$	Tom Woods, Oregon State	1973
Pole Vault	17-2	Ed Lipscomb, Oregon State	1974
Long Jump	26-1 $\frac{3}{4}$	Bouncy Moore, Oregon	1972
Triple Jump	54-4 $\frac{1}{2}$	Robert Reader, Oregon State	1971
Shot Put	66-10	Neal Steinhauer, Oregon	1967
Discus	205-0	Dave Voorhees, Oregon	1978
Hammer	208-8	John McArdle, Oregon	1979
Javelin	264-0	Reidar Lorentzen, Oregon	1981

### Women's Past Scores

1977—99-28	1979—80-47	1981—88-39
1978—97-29	1980—85-42	

### Women's Meet Records

100	11.65	Debbie Adams, Oregon	1978
200	24.08	Debbie Adams, Oregon	1978
400	55.99	Rhonda Massey, Oregon	1981
800	2:03.04	Leann Warren, Oregon	1980
1,500	4:36.0	Jody Parker, Oregon	1979
3,000	9:25.94	Leann Warren, Oregon	1981
400 Relay	46.50	Oregon State	1980
Mile Relay	3:52.45	Oregon State	1980
100 Hurdles	14.69	Mary Officer, Oregon	1977
400 Hurdles	1:01.23	Lexie Miller, Oregon	1980
High Jump	5-10 $\frac{1}{2}$	Sue Blake, Oregon State	1980
Long Jump	19-7 $\frac{1}{2}$	Colleen Gibson, Oregon State	1980
Shot Put	46-5 $\frac{1}{2}$	Carrie Albano, Oregon	1980
Discus	170-11	Karen McDonald, Oregon	1981
Javelin	162-11	Patty Kearney, Oregon	1980

## NCWSA Championships

May 7-8 (women)  
 Dornblaser Field, Missoula, Montana

Host: University of Montana  
 SID: Dave Guffey (406-243-6899)

### NCWSA Meet Records

100	11.77	Melanie Batiste, Oregon	1979
200	24.37	Melanie Batiste, Oregon	1978
400	54.0	Grace Bakari, Oregon	1981
800	2:06.22	Kathy Weston, Oregon State	1980
1,500	4:21.3	Cheri Williams, Oregon	1979
3,000	8:59.39	Regina Joyce, Washington	1981
5,000	16:18.3	Molly Morton, Oregon	1979
10,000	33:55.82	Eryn Forbes, Oregon	1981
100 Hurdles	14.34ch	Wendy Taylor, Western Washington	1972
400 Hurdles	59.19	Lexie Miller, Oregon	1981
400 Relay	46.43cy	Oregon (Batiste, G. Rose, D. Rose, Adams)	1978
800 Medley	1:42.21	Oregon State (Gibson, Pennington, Jordan, Weston)	1980
Mile Relay	3:41.70	Oregon (Batiste, Massey, Warren, Bakari)	1980
2-mile Relay	8:48.3	Oregon State (Costello, Trom, Blaine, Weston)	1979
High Jump	5-10	Pam Spencer, Seattle Pacific	1976
Long Jump	19-9 $\frac{1}{4}$	Sherron Walker, Seattle Pacific	1976
Shot Put	51-10 $\frac{1}{2}$	Caryl Van Pelt, Washington	1981
Discus	170-6	Karen McDonald, Oregon	1981
Javelin	178-3	Jeanne Eggart, Washington State	1979
Heptathlon	5,338	Cindy Griener, Oregon State	1981

### Past NCWSA Champions

(Records incomplete until 1973)

1971	Eastern Washington	86	
1972	Flathead Valley C.C.	136	( 5.Oregon)
1973	Flathead Valley C.C.	100	(10.Oregon 13)
1974	Flathead Valley C.C.	126	( 2.Oregon 60)

1975	Seattle Pacific	105	( 4.Oregon 46)
1976	Seattle Pacific	139	( 2.Oregon 78)
1977	Seattle Pacific	159	( 2.Oregon 106)
1978	<b>Oregon</b>	142	
1979	<b>Oregon</b>	172	
1980	<b>Oregon</b>	244	
1981	<b>Oregon</b>	249	

### Oregon NCWSA Champions

(Records incomplete until 1974)

- 1970— Marlene Kurt: discus (154-7), shot put (44-3¼)  
 1974— Mary Officer: long jump (18-0), 200 hurdles (29.1)  
 1976— Cheryl Bates, Nancy Alleman, Dala Ramsey, Kim Conner: 2-mile relay (9:26.1)  
 1977— Sandy Trowbridge, Robin Baker, Debbie Roth, Ellen Schmidt: 2-mile relay (9:07.0)  
 Kathi Guiney, Carol Amaral, Dawna Rose, Mary Officer: 400 relay (46.9)  
 Mary Officer: 100 hurdles (14.6)  
 Ellen Schmidt: 800 (2:11.5)  
 Carol Amaral: 100 (12.1)  
 Dawna Rose, Mary Officer, Ellen Schmidt, Georgene Rose: mile relay (3:49.6)  
 1978— Debbie Adams: 200 (24.37)  
 Melanie Batiste: 200 (24.37)  
 Melanie Batiste, Georgene Rose, Dawna Rose, Debbie Adams: 440 relay (46.73)  
 1979— Molly Morton: 3,000 (9:25.1), 5,000 (16:18.3)  
 Debbie Adams, Kris Costello, Dawna Rose, Melanie Batiste: 400 relay (46.74)  
 Kris Costello: 100 hurdles (14.44w)  
 Cheri Williams: 1,500 (4:21.3)  
 Melanie Batiste: 100 (11.77w), 200 (24.03w)  
 Kathie Picknell: discus (161-6)  
 Melanie Batiste, Debbie Adams, Rhonda Massey, Dawna Rose: mile relay (3:47.3)  
 1980— Eryn Forbes: 3,000 (9:31.39)  
 Patty Kearney: javelin (173-4)  
 Lexie Miller, Cyd Cimmiotti, Grace Bakari, Melanie Batiste: 400 relay (46.73)  
 Leann Warren: 1,500 (4:23.74)  
 Lexie Miller: long jump (19-5½w), 100 hurdles (14.55)  
 Melanie Batiste, Rhonda Massey, Leann Warren, Grace Bakari, mile relay (3:41.70)  
 Carrie Albano: shot put (48-4¼)  
 Grace Bakari: 400 (54.79)  
 Melanie Batiste: 100 (12.27), 200 (24.44)  
 Robin Pate: 400 hurdles (1:01.79)  
 Lisha Lass: discus (159-7)  
 1981— Lexie Miller: 100 hurdles (14.43), 400 hurdles (1:01.09; 59.19 in semis), long jump (19-7½w)  
 Lena Fritzon, Kris Costello, Grace Bakari, Melanie Batiste: 400 relay (47.97)  
 Sally Harmon: javelin (168-5)  
 Grace Bakari: 400 (54.0)  
 Ranza Clark: 800 (2:11.9)  
 Melanie Batiste: 200 (24.65)  
 Eryn Forbes: 5,000 (16:48.3), 10,000 (33:55.82)  
 Melanie Batiste, Sharon Stapleton, Lisa Nicholson, Lena Fritzon: mile relay (3:49.4)  
 Karen McDonald: discus (170-6¾)

### Oregon NCWSA Champions by Event (48)

100—4	5,000—2	Mile Relay—2
200—4	100mh—4	Long Jump—4
400—2	200/400mh—3	Shot Put—2
800—2	400 Relay—5	Discus—4
3,000—2	Mile Relay—4	Javelin—2

## California

May 8, 1 p.m. (men)

Edwards Stadium, Berkeley, California

Location: Berkeley, California

Colors: Blue and Gold

Enrollment: 30,879

Nickname: Golden Bears

Coach: Irv Hunt

SID: John McCassey (415-642-5363)

Men's Series Record: 8-1

### Men's Past Scores

1901—42-75	1965—81-64	1970—80-74
1962—98-33	1966—78-67	1971—90½-63½
1963—79-66	1967—85-69	1981—87-66

### Men's Meet Records

100	9.5y	Harry Jerome, Oregon	1962
		Al Hearvey, Oregon	1971
200	21.1y	Harry Jerome, Oregon	1962
400	47.6y	Forrest Beaty, California	1966
800	1:48.2y	Dyrol Burleson, Oregon	1962
		Wade Bell, Oregon	1967
1,500	3:45.73	Rudy Chapa, Oregon	1981
Steeplechase	8:47.4	Todd Lathers, Oregon	1971
5,000	14:10.44	Jim Hill, Oregon	1981
110HH	13.4	Larry Cowling, California	1981
400 IH	51.32	Larry Cowling, California	1981
400 Relay	40.3y	California (Don Couser, Isaac Curtis, Dave Masters, Eddie Hart)	1970
Mile Relay	3:09.1	California (Chuck Glenn, Dave Fishback, Dave Archibald, Forrest Beaty)	1965
High Jump	7-0	Clarence Johnson, California	1970
		Mike Nelsen, California	1981
Pole Vault	17-3	Ross McAlexander, California	1981
Long Jump	24-5½	Bouncy Moore, Oregon	1971
Triple Jump	49-5¼	Rich Dunn, California	1970
Shot Put	67-4¼	Neal Steinhauer, Oregon	1967
Discus	202-3	Dean Crouser, Oregon	1981
Javelin	258-2	Reidar Lorentzen, Oregon	1981

## Pacific Coast Invitational

May 14, 2 p.m. (women)

Edwards Stadium, Berkeley, California

Host: California-Berkeley

SID: Chris Dawson (415-642-2098)

### Meet Records

100	11.99	Lisa Thompson, Nevada-Las Vegas	1981
200	24.10	Melanie Batiste, Oregon	1981
400	53.3	Grace Bakari, Oregon	1981
800	2:06.80	Sandra Gregg, California	1981
1,500	4:12.7	Regina Joyce, California	1981
3,000	9:03.5	Joan Hansen, Arizona	1981
5,000	15:57.6	Cathie Twomey, Athletics West	1981
10,000	36:22.0	Eliza Carney, Arizona	1981
100 Hurdles	13.97	Lexie Miller, Oregon	1981
400 Hurdles	58.41	Lexie Miller, Oregon	1981
1,600 Relay	3:42.5	Oregon (Batiste, Massey, Fritzon, Bakari)	1981
High Jump	5-9	Maggie Garrison, Washington; and Maggie Van Zeeland, unatt.	1981
Shot Put	52-10	Mariette Van Heerden, unatt.	1981
Discus	213-10	Meg Ritchie, Arizona	1981
Javelin	184-4	Patty Kearney, Oregon Track Club	1981
Heptathlon	5,163(et)	Sonya Crowther, Oregon State	1981

## Twilight Meet (coed)

May 15, 5:30 p.m.

Hayward Field, Eugene, Oregon

### Men's Meet Records

100	no legal time (all wind-aided)		
200	21.66	Dacre Bowen, Oregon	1977
400	46.90	Ron Thomas, Oregon	1980
800	1:45.9	Mike Boit, unat	1977
1,500	3:43.8	Peter Spir, Oregon	1976
Mile	3:55.73	Tom Byers, Athletics West	1981
2-mile	8:29.46	Ritchie Harris, Athletics West	1981
3,000	7:37.7	Rudy Chapa, Oregon	1979
Steeplechase	8:35.90	Bruce Bickford, Athletics West	1981
5,000	13:25.6	Rudy Chapa, Oregon	1978
10,000	27:43.6	Steve Prefontaine, Oregon Track Club	1974
110 HH	14.22	Ken Spearing, Oregon State	1978
400 IH	51.29	Phil Bransom, Oregon	1979
400 Relay	41.11	Oregon (Thompson, Thomas, Nixon, Walker)	1980
High Jump	7-0 $\frac{1}{4}$	Marty Hill, Oregon	1971
Pole Vault	17-9	Jon Switzer, Oregon	1980
Long Jump	26-1 $\frac{1}{2}$	Bouncy Moore, Oregon	1971
Triple Jump	50-3 $\frac{3}{4}$	Gary Lacey, Oregon	1979
Shot Put	67-8 $\frac{3}{4}$	Neil Steinnauer, US Army	1969
Discus	206-6	Dave Voorhees, Oregon	1978
Hammer	211-1	Rich Perkins, Oregon Track Club	1978
Javelin	269-9	Reidar Lorentzen, Oregon	1979
Master's Mile	4:29.99	Barry Yahn, unatt.	1981

### The Twilight Mile

The Twilight Mile is almost always the featured event in the Twilight Meet. The race has been run 12 times, and in eight of those races, someone has broken the four-minute mark. That barrier has been broken in the Twilight meet 21 times by 16 different runners. The late Steve Prefontaine ran under four minutes in 1970, 1971, and 1972, while Roscoe Divine and Dave Wilborn each broke the barrier twice in Twilight Miles. Below is a list of winners in the event along with anyone else who ran the race under four minutes:

1966—Dyrol Burleson	3:57.3	1974—Paul Geis	3:58.1
Roscoe Divine	3:59.1	Mark Feig	3:58.5
Wade Bell	3:59.8	1975—Gary Barger	4:02.7
1968—Dave Wilborn*	3:57.5	1976—Peter Spir (1,500)	3:43.8
1969—Mike Manley	4:01.8	1977—Peter Spir	4:01.3
1970—Roscoe Divine	3:56.3	1978—Don Clary (1,500)	3:47.0
Steve Prefontaine	3:57.4	1979—Matt Centrowitz	3:59.7
Dave Wilborn	3:58.2	1980—Matt Centrowitz	3:57.77
Norm Trerise	3:59.1	1981—Tom Byers	3:55.71
Steve Savage	3:59.2	Bill McChesney	3:56.36
1971—Arna Kvalheim	3:56.4	Rudy Chapa	3:57.04
Steve Prefontaine	3:57.4	Ed Spinney	3:57.34
1972—Steve Prefontaine	3:56.7	Ken Martin	3:57.84
1973—Scott Daggatt	4:03.1	*Run in four-mile relay	

### Women's Meet Records

200	24.54	Melanie Batiste, Oregon	1978
400	56.0	Debbie Adams, Oregon	1978
800	2:12.14	Anita Hamilton, Portland State	1978
1,500	4:15.33	Debbie Scott, Canada	1980
3,000	9:25.90	Debbie Eide, Oregon Track Club	1981
400 Relay	49.5	Oregon (Vernon, Guiney, G. Rose, Officer)	1977
100 Hurdles	no legal (all wind-aided)		
400 Hurdles	1:03.93	Julie Skeen, unatt	1981
High Jump	5-8	Maggie Garrison, Sports West	1980
Long Jump	19-6 $\frac{3}{4}$	Colleen Gibson, Oregon State	1980
Shot Put	49-10 $\frac{1}{2}$	Caryl Van Pelt, Sports West	1980
Discus	181-9	Lynne Winbigler, Oregon Track Club	1977
Javelin	172-11	Lynda Hughes, unatt	1981

## Pac-10 Championships (men)

May 21 and 22 (Decathlon: May 19 and 20)

Hayward Field, Eugene, Oregon

### Meet Schedule

#### Wednesday, May 19

12:00—Decathlon 100m
12:45—Decathlon Long Jump
1:45—Decathlon Shot Put
2:45—Decathlon High Jump
4:45—Decathlon 400m

#### Friday, May 21

4:00—Hammer Trials & Final
4:40—Long Jump Trials & Final
4:50—Pole Vault Final
5:00—4x100m Relays Trials
5:05—Javelin Trials & Final
5:15—Steeplechase Final
5:30—1,500 Trials
5:50—110m Hurdles
6:05—400m Trials
6:20—100m Trials
6:30—Shot-Put Trials & Final
6:35—800m Trials
6:50—400m-Hurdle Trials
7:10—200m Trials
7:30—10,000m Final

#### Thursday, May 20

11:00—Decathlon 100m Hurdles
11:45—Decathlon Discus
12:45—Decathlon Pole Vault
2:45—Decathlon Javelin
3:45—Decathlon 1,500m

#### Saturday, May 22

1:30—High Jump Trials & Final
2:00—Triple Jump Trials & Final
2:05—Discus Trials & Final
2:30—4x100m Relay Final
2:40—1,500 Final
2:55—110m Hurdle Final
3:05—400m Final
3:15—100m Final
3:25—800m Final
3:40—400m-Hurdle Final
3:55—200m Final
4:05—5,000 Final
4:25—4x400 Relay Final

### Meet Records

100	10.34	Clancy Edwards, USC	1978
200	20.06	Clancy Edwards, USC	1978
400	45.14*	Wayne Collett, UCLA	1971
800	1:46.0*	Rick Brown, California	1973
1,500	3:38.7	Rudy Chapa, Oregon	1979
Steeplechase	8:27.8	Ken Martin, Oregon	1980
5,000	13:20.3	Henry Rono, WSU	1978
10,000	27:46.6	Henry Rono, WSU	1978
110 HH	13.47	Gregory Foster, UCLA	1979
400 IH	49.98	Richard Graybehl, USC	
400 Relay	39.02	USC (Williams, Bradford, Sanford, Mullins)	1979
1600 Relay	3:03.9	California (Wallace, Walker, Mosely, Robinson)	1976
High Jump	7-3	Rory Kotinek, UCLA	1975
Pole Vault	18-8 $\frac{3}{4}$	Mile Tully, UCLA	1978
Long Jump	26-9 $\frac{1}{4}$	Randy Williams, USC	1973
Triple Jump	55-2 $\frac{3}{4}$	Willie Banks, UCLA	1977
Shot Put	68-6	Dave Laut, UCLA	1979
Discus	201-4	Dave Porath, California	1981
Hamer	235-0	Scott Neilson, Washington	1979
Javelin	265-9	Duncan Atwood, Washington	1977
Decathlon	7,827	Craig Brigham, Oregon	1975

\* Converted from races run in yards

### Past Pac-8 Standings

1960—1-USC, 83 $\frac{1}{2}$ ; 2-UCLA, 51; 3-California, 46 $\frac{1}{2}$ ; 4-Washington, 32 $\frac{1}{2}$ ; 5-Stanford, 26 $\frac{1}{2}$ .
1961—1-USC, 101; 2-UCLA, 55; 3-California, 34 $\frac{1}{2}$ ; 4-Stanford, 28 $\frac{1}{2}$ ; 5-Washington, 21.
1962—1-USC, 78 $\frac{1}{2}$ ; 2-UCLA, 73; 3-Stanford, 50; 4-California, 21 $\frac{1}{2}$ ; 5-Washington, 17.
1963—1-USC, 74; 2-Stanford, 64; 3-California, 28 $\frac{1}{2}$ ; 4-Washington State 26; 5-UCLA, 25 $\frac{1}{2}$ ; 6-Washington, 24.



- 1964—1-USC, 73; 2-California, 41; 3-Washington State, 40; 4-Stanford, 37; 5-Washington, 33; 6-UCLA, 16.
- 1965—**1-Oregon, 52**; 2-Washington state, 41; 3-California, 40; 4-Stanford, 34; 5-USC, 34; 6-UCLA, 27; Oregon State, 25; 8-Washington, 16.
- 1966—1-UCLA, 80; 2-USC, 44; **3-Oregon, 37**; 4-Stanford, 32; 5-Oregon State, 21; 6-California, 21; 7-Washington State, 20; 8-Washington, 20.
- 1967—**1-Oregon, 129**; 2-USC, 107; 3-UCLA, 87; 4-Oregon State, 84; 5-California, 48; 6-Washington, 43; 7-Stanford, 32; 8-Washington State, 28.
- 1968—1-USC, 128; **2-Oregon, 82**; 3-Oregon State, 79; 4-California, 77; 5-UCLA, 74; 6-Washington State, 66; 7-Washington, 31; 8-Stanford, 16.
- 1969—1-UCLA, 98; **2-Oregon, 96**; 3-Washington State, 87½; 4-USC, 84; 5-Oregon State, 70½; 6-Stanford, 50¼; 7-California, 37; 8-Washington, 24.
- 1970—1-UCLA, 111; **2-Oregon, 102**; 3-California, 79; 4-USC, 77; 5-Washington State, 72; 6-Oregon State, 54; 7-Washington, 33; 8-Stanford, 30.
- 1971—1-UCLA, 126; **2-Oregon, 117**; 3-USC, 102; 4-California, 77; 5-Washington, 45; 6-Stanford, 36; 7-Oregon State, 29; 8-Washington, 26.

- 1972—1-USC, 140; 2-UCLA, 124; **3-Oregon, 86**; 4-Washington, 64; 5-California, 63; 6-Oregon State, 43; 7-Stanford, 23; 8-Washington State, 14.
- 1973—1-UCLA, 156; 2-USC, 111; **3-Oregon, 100**, 4-Washington State, 88; 5-Oregon State, 78; 6-Washington, 34; 7-California, 26; 8-Stanford, 25.
- 1974—1-USC, 134½; 2-UCLA, 130½; **3-Oregon, 94**; 4-Washington State, 76; 5-Oregon State, 64; 6-California, 53½; 7-Washington, 50½; 8-Stanford, 17.
- 1975—1-USC, 152; 2-UCLA, 115; 3-Washington State, 96; **4-Oregon, 94**; 5-Oregon State, 72; 6-Washington, 67; 7-California, 41; 8-Stanford, 12.
- 1976—1-USC, 180; 2-Washington, 99; 3-UCLA, 95; 4-Washington State, 88; **5-Oregon, 77**; 6-California, 53; 7-Oregon State, 38; 8-Stanford, 21.
- 1977—1-USC, 146; 2-Washington State, 132; 3-UCLA, 99; **4-Oregon, 70½**; 5-Washington, 69; 6-California, 64; 7-Stanford, 45; 8-Oregon State, 22½.
- 1978—**1-Oregon, 119**; 2-UCLA, 114; 3-Washington State, 109½; 4-Washington, 60; 5-Oregon State, 56½; 6-California, 38; 7-Stanford, 23. (USC, 126 points, forfeited title)

### Past Pac-10 Standings

- 1979—**1-Oregon, 145**; 2-UCLA, 123½; 3-USC, 98½; 4-Washington State, 77½; 5-Arizona, 53; 6-Washington, 43; 7-California, 39; 8-Arizona State, 35; 9-Oregon State, 30, 10-Stanford, 11.
- 1980—1-UCLA, 163; **2-Oregon, 116**; 3-USC, 99; 4-WSU, 67; 5-California, 49; 6-Arizona, 43; 7-Arizona State, 34; 8-Oregon State, 30; 9-Stanford, 28; 10-Washington, 20.
- 1981—1-Arizona, 133; **2-Oregon, 114**; 3-UCLA, 108½; 4-California, 76; 5-Washington State, 74; 6-Arizona, 57; 7-Oregon State, 39½; 8-Washington, 28; 9-Stanford, 20; (USC ineligible to compete).

### Oregon Pacific Coast Conference Champions

1920	William Bartlett	Discus	139-11½	
1921	Art Tuck	Javelin	192-8	
1922	Ralph Spearow	Long Jump	22-7½	
	Scotty Strachan	Shot Put	42-8	
1923	Ralph Spearow	High Jump	5-6	
		Pole Vault	12-6	
1924	Ralph Spearow	High Jump	5-10	
		Pole Vault	12-9	
	Wister Rosenberg	Long Jump	22-3¾	
1925	Proctor Flanagan	Long Jump	23-5¾	
1928	George Stager	Discus	134-5½	
1937	Len Holland	Discus	155-7½	
1938	George Varoff	Pole Vault	14-0	
		Long Jump	24-2½	
1939	Boyd Brown	Javelin	224-1¼	
		Javelin	212-4¾	
1941	Les Steers	High Jump	6-9	
1948	Lou Robinson	Javelin	199-1	
1949	George Rasmussen	Pole Vault	14-4 (tie)	
1950	Bill Fell	100	9.9	
		440	48.7	
1950	George Rasmussen	Pole Vault	14-4	
1952	Jack Hutchens	880	1:54.0	
		Emery Barnes	High Jump	6-5½
1954	Bill Dellinger	Mile	4:14.8	
1955	Jim Bailey	880	1:52.0	
		Mile	4:09.0	
		Ken Reiser	2-mile	9:02.6
1956	Bill Dellinger	2-mile	9:05.0	
		Jim Bailey	Mile	4:06.0
1959	Roscoe Cook	220	21.0	
		Otis Davis	440	46.4
		Jim Grelle	Mile	4:08.0

### Oregon PCC Champions by Events (33)

Pole Vault—5	Mile—4	2-mile—2
High Jump—4	Discus—3	100—1
Long Jump—4	440—2	220—1
Javelin—4	880—2	Shot Put—1

## Oregon Pac-8 Conference Champions

1965	Ken Moore Neal Steinhauer Ken Moore	Steeplechase Shot Put 3-mile	9:05.1 61-6 13:45.0
1966	Ken Moore Neal Steinhauer	Steeplechase Shot Put	8:49.0 63-8½
1967	Neal Steinhauer Wade Bell Roscoe Divine Bob Williams	Shot Put 880 Mile Steeplechase	66-4½ 1:47.6 4:00.0 8:51.1
1968	Dave Wilborn	Mile	4:00.4
1969	Roscoe Divine Tom Smith Gary Knoke Arne Kvalheim	Mile Long Jump 440 IH 3-mile	4:06.7 25-8¾ 50.9 13:39.4
1970	Steve Prefontaine Bouncy Moore	3-mile Long Jump	13:27.4 25-10
1971	Steve Prefontaine Steve Prefontaine Bouncy Moore Steve Savage Pete Shmuck	3-mile Mile Long Jump Steeplechase Shot Put	13:18.0 4:01.5 26-6½(w) 8:40.4 62-11½
1972	Steve Prefontaine	3-mile	13:32.2
1973	Mac Wilkins Mac Wilkins Steve Prefontaine Craig Brigham	Shot Put Discus 3-mile Decathlon	63-7 199-9 13:10.4 7,673
1974	Craig Brigham Todd Lathers	Decathlon Steeplechase	7,636 8:48.0
1975	Scott Daggatt Paul Geis Gary Barger Craig Brigham	Mile 3-mile Steeplechase Decathlon	4:08.2 13:35.8 8:50.1 7,827
1976	Peter Spir	1,500	3:42.0
1978	Don Clary Jeff Stover Rudy Chapa Dave Voorhees	Steeplechase Shot Put 1,500 Discus	8:45.37 64-9½ 3:38.97 198-6

## Oregon Pac-10 Conference Champions

1979	Alberto Salazar Rudy Chapa Phil Bransom Tom Hintnaus	10,000 1,500 400 IH Pole Vault	28:40.6 3:38.7 50.57 17-0
1980	David Mack Ken Martin Ken Martin Tom Hintnaus Jeff Stover Reidar Lorentzen	800 Steeplechase 5,000 Pole Vault Shot Put Javelin	1:48.28 8:27.08 13:41.5 17-2¾ 64-1¾ 260-4
1981	David Mack Alberto Salazar Alberto Salazar Reidar Lorentzen	800 5,000 10,000 Javelin	1:46.99 14:03.8 28:38.2 261-2

## Oregon Pac-8 (or 10) Champions by Events (51)

3-mile or 5,000—9	Decathlon—3	440 IH or 400 IH—2
Mile or 1,500—8	Discus—2	10,000—2
Steeplechase—8	880 or 800—3	Pole Vault—2
Shot Put—7	Long Jump—3	Javelin—2

## Stater's Twilight

May 27, 6:30 p.m. (coed)

Wayne Valley Field, Corvallis, Oregon

Host: Oregon State

SID: Hal Cowan, Judy Ludwig (503-754-3720)

## NCAA National Championships (coed)

June 1-5

Provo, Utah

Host School: Brigham Young

SID: Dave Schulthess (801-378-4912)

## NCAA Meet Records (men)

100	10.07	Clancy Edwards, USC	1978
200	20.16	Clancy Edwards, USC	1978
400	44.58	Bertrand Cameron, Texas-El Paso	1981
800	1:45.16	Mark Enyeart, Utah State	1977
1,500	3:35.30	Sydney Maree, Villanova	1981
Steeplechase	8:12.39	Henry Rono, Washington State	1978
5,000	13:20.63	Sydney Maree, Villanova	1979
10,000	28:01.30	Suleiman Nyambui, Texas-El Paso	1979
110 HH	13.22	Greg Foster, UCLA	1978
400 IH	48.55	Quentin Wheeler, San Diego State	1976
400 Relay	38.6	USC (Earl McCulloch, Fred Kuller, O. J. Simpson, Lennox Miller)	1967
1600 Relay	3:03.08	Tennessee (Darryl Canady, Darryal Wilson, David Patrick, Anthony Blair)	1981
High Jump	7-7	Dwight Stones, Long Beach State	1976
Pole Vault	18-2¼	Randy Hall, Texas A&M	1980
Long Jump	26-11¾	Larry Doubley, USC	1977
Triple Jump	56-3¼	Ron Livers, San Jose St.	1978
Shot Put	70-0	Hans Hoglund, UTEP	1975
Discus	212-6	Kent Gardenkraus, Brigham Young	1978
Hammer	237-5	Scott Neilson, Washington	1978
Javelin	293-0	Bob Roggy, So. Illinois	1978
Decathlon	8279 (et)	Tito Steiner, Brigham Young	1981

## NCAA Champions and Oregon Results (men)

Year	Champion (Coach)	Oregon			Site
		Score	Place	(Score)	
1921	Illinois (Harry Gill)	20	—	(8)	Chicago
1922	California (Walter Christie)	28	—	—	Chicago
1923	Michigan (Steve Farrell)	29	—	—	Chicago
1924	No Meet				
1925	Stanford (R. L. Templeton)	31	—	—	Chicago
1926	USC (Dean Cromwell)	27	—	—	Chicago
1927	Illinois (Harry Gill)	35	—	—	Chicago
1928	Stanford (R. L. Templeton)	72	—	—	Chicago
1929	Ohio St. (Frank Castleman)	50	—	(12)	Chicago
1930	USC (Dean Cromwell)	55	9th	(12)	Chicago
1931	USC (Dean Cromwell)	77	10th	(14)	Chicago
1932	Indiana (Billy Hayes)	56	—	—	Chicago
1933	LSU (Bernie Moore)	58	9th	(20)	Chicago
1934	Stanford (R. L. Templeton)	63	10th	(14)	USC
1935	USC (Dean Cromwell)	74	—	(2½)	California
1936	USC (Dean Cromwell)	103	—	—	Chicago
1937	USC (Dean Cromwell)	62	—	(8)	California
1938	USC (Dean Cromwell)	67	10th	(16)	Minnesota
1939	USC (Dean Cromwell)	86	7th	(16)	USC
1940	USC (Dean Cromwell)	47	—	(11)	Minnesota
1941	USC (Dean Cromwell)	81	10th	(10)	Stanford
1942	USC (Dean Cromwell)	85	—	—	Nebraska
1943	USC (Dean Cromwell)	46	—	—	Northwestern
1944	Illinois (Leo Johnson)	79	—	—	Marquette
1945	Navy (E. J. Thomson)	62	—	—	Marquette
1946	Illinois (Leo Johnson)	78	—	—	Minnesota
1947	Illinois (Leo Johnson)	59	—	(5½)	Utah
1948	Minnesota (James Kelly)	46	—	(9)	Minnesota
1949	USC (Jess Hill)	55	34th	(¾)	USC
1950	USC (Jess Hill)	46	38th	(1)	Minnesota
1951	USC (Jess Hill)	56	12th	(12)	Washington
1952	USC (Jess Mortensen)	66	9th	(20)	California
1953	USC (Jess Mortensen)	80	—	(0)	Nebraska

**NCAA Champions/Results continued**

Year	Champion (Coach)	Score	Oregon		Site
			Place	(Score)	
1954	USC (Jess Mortensen)	66	10th	(12)	Michigan
1955	USC (Jess Mortensen)	42	4th	(29)	USC
1956	UCLA (Ducky Drake)	57	7th	(20)	California
1957	Villanova (James Elliott)	47	17th	(9)	Texas
1958	USC (Jess Mortensen)	48	19th	(9)	California
1959	Kansas (M. E. Easton)	73	18th	(10)	Nebraska
1960	Kansas (M. E. Easton)	50	4th	(22)	California
1961	USC (Jess Mortensen)	65	2nd	(47)	Pennsylvania
1962	<b>Oregon (Bill Bowerman)</b>	85	<b>Champions</b>		<b>Oregon</b>
1963	USC (Vern Wolfe)	61	3rd	(41)	New Mexico
1964	<b>Oregon (Bill Bowerman)</b>	70	<b>Champions</b>		<b>Oregon</b>
1965	<b>Oregon (Bill Bowerman)</b>	32	<b>Champions</b>		<b>Oregon</b>
	USC (Vern Wolfe)	32			California
1966	UCLA (Jim Bush)	81	7th	(23)	Indiana
1967	USC (Vern Wolfe)	86	2nd	(42)	Brigham Young
1968	USC (Vern Wolfe)	58	11th	(13)	California
1969	San Jose State (Bud Winter)	48	10th-Tie	(18)	Tennessee
1970	<b>Oregon (Bill Bowerman)</b>	35	<b>Champions</b>		<b>Oregon</b>
	BYU (Clarence Robison)	35			Utah
	Kansas (Bob Timmons)	35			Kansas
1971	UCLA (Jim Bush)	52	3rd	(38)	Washington
1972	UCLA (Jim Bush)	82	4th	(32)	<b>Oregon</b>
1973	UCLA (Jim Bush)	52	2nd	(31)	Louisiana State
1974	Tennessee (Stan Huntsman)	60	17th-Tie	(10)	Texas
1975	Texas-El Paso (Ted Banks)	55	6th-Tie	(24)	Brigham Young
1976	USC (Vern Wolfe)	64	12th-Tie	(16)	Pennsylvania
1977	Arizona St. (Baldy Castillo)	64	20th-Tie	(8)	Illinois
1978	USC (Vern Wolfe)*	59	4th	(40)	<b>Oregon</b>
1979	Texas-El Paso (Ted Banks)	64	5th	(28)	Illinois
1980	Texas-El Paso (Ted Banks)	69	6th-Tie	(24)	Texas
1981	Texas-El Paso (Ted Banks)	70	12th-Tie	(16)	Louisiana State

\* USC forfeited 1978 title

**Number of NCAA Team Championships (men)**

USC—26	California—1	Villanova—1
Illinois—5	Michigan—1	San Jose State—1
UCLA—5	Ohio State—1	Brigham Young—1
<b>Oregon—4</b>	Indiana—1	Tennessee—1
Texas-El Paso—4	LSU—1	Arizona State—1
Stanford—3	Navy—1	
Kansas—2	Minnesota—1	

**Oregon NCAA Champions (men)**

1934	Bob Parke	Javelin	220-11½
1938	Mack Robinson	220	21.3
1941	Les Steers	High Jump	6-10¾
1947	George Rasmussen	Pole Vault	14-0 (tie)
1948	George Rasmussen	Pole Vault	14-0
1951	Chuck Missfeldt	Javelin	219-4¾
1952	Emery Barnes	High Jump	6-8 (tie)
1954	Bill Dellinger	Mile	4:13.8
1955	Jim Bailey	Mile	4:05.6
	Ken Reiser	2-mile	9:04.5
1956	Bill Dellinger	5,000	14:48.5
1959	Jim Grelle	Mile	4:03.9
1960	Dyrol Burleson	1,500	3:44.2
1961	Jerry Tarr	120 HH	13.9
	Dyrol Burleson	Mile	4:00.5
1962	Dyrol Burleson	Mile	3:59.8
	Jerry Tarr	120 HH	13.5
	Harry Jerome	220	20.7
	Jerry Tarr	440 IH	50.3
1964	Harry Jerome	100	10.1
	Les Tipton	Javelin	249-10½
1965	Neal Steinhauer	Shot Put	62-6
	Bruce Mortenson	Steeplechase	9:00.8
1967	Wade Bell	880	1:47.6
1970	Steve Prefontaine	3-mile	13:22.0
1971	Steve Prefontaine	3-mile	13:20.2
	Bouncy Moore	Long Jump	25-9¾

1972	Steve Prefontaine	5,000	13:31.4
1973	Steve Prefontaine	3-mile	13:05.3
	Mac Wilkins	Discus	203-11
1974	Paul Geis	3-mile	13:38.89
1978	Rudy Chapa	5,000	13:35.29

**Oregon NCAA Champions by Events (32) (men)**

3-mile (5,000)—7	120 HH—2	Shot Put—1
Mile (1,500)—6	Pole Vault—2	880—1
Javelin—3	2-Mile—1	Steeplechase—1
220—2	440 IH—1	Long Jump—1
High Jump—2	100—1	Discus—1

**Oregon NCAA Track All-Americans (men)**

(NCAA picks plus other NCAA place winners)

1907—Dan Kelly, Long Jump (23-11)
1924—Ralph Spearow, Pole Vault (13-0)
1932—Ralph Hill, 5,000 (14:55.7)
1934—Bob Parke, 1st Javelin (220-11½)
1936—George Varoff, Pole Vault (14-6½)
1937—George Varoff, Pole Vault (14-7½)
1938—Mack Robinson, 1st, 220 (21.3)
1939—George Varoff, Pole Vault (14-4); Les Steers, High Jump (6-8½); Boyd Brown, Javelin (215-10¾)
1940—Les Steers, High Jump (6-8¾); Boyd Brown, Javelin (223-1¾)
1941—Les Steers, 1st, High Jump (6-10¾); Boyd Brown, Javelin (218-3)
1942—Boyd Brown, Javelin (216-7½)
1947—George Rasmussen, 1st, Pole Vault (14-0)
1948—George Rasmussen, 1st, Pole Vault (14-0)
1949—Others—George Rasmussen, 4th-Tie, Pole Vault (13-8)
1950—Others—Bill Fell, 6th-Tie, 100 (9.9); Dave Henthorne, 6th-Tie, 100 (9.9)
1951—Chuck Missfeldt, 1st, Javelin (219-4¾); Others—Jack Hutchins, 5th, 880 (1:52.1)
1952—Emery Barnes, 1st, High Jump (6-8); Others—Jack Hutchins, 3rd-Tie, 880 (1:50.6); Chuck Missfeldt, 3rd, Javelin (207-6)
1954—Bill Dellinger, 1st, Mile (4:13.8); Others—Ken Reiser, 5th, 2-mile (9:34.6)
1955—Jim Bailey, 1st, Mile (4:05.6); Ken Reiser, 1st, 2-mile (9:04.5); Bill Dellinger, 2nd, Mile (4:06.4); Others—Martin Pedigo, 6th, 220 Low Hurdles (nt)
1956—Bill Dellinger, 1st, 5,000 (14:48.5); Jim Bailey, 2nd, 1,500 (3:43.3); Others—Martin Pedigo, 5th, Triple Jump (47-9½)
1957—Jim Grelle, 2nd, Mile (4:07.1); Others—Jack Morris, 6th, 220 Low Hurdles (nt)
1958—Jim Grelle, 2nd, Mile (4:04.8); Others—Steve Anderson, 6th, 220 Low Hurdles (23.8)
1959—Jim Grelle, 1st, Mile (4:03.9); Roscoe Cook, 100 (9.3)
1960—Dyrol Burleson, 1st, 1,500 (3:44.2); Dave Edstrom, 3rd, 110-Meter High Hurdles (14.2); Others—Jerry Stubblefield, 4th, Discus (167-6); George Larson, 6th, 1,500 (3:49.7); Jerry Close, 6th, Long Jump (24-½)
1961—Dyrol Burleson, 1st, Mile (4:00.5); Jerry Tarr, 1st, 120-High Hurdles (13.9); Sig Ohleman, 2nd, 880 (1:48.7); Harry Jerome, 2nd, 100-Yard Dash (9.4); Keith Forman, 3rd, Mile, (4:05.1); Others—Roscoe Cook, 4th, 100 (9.6); George Larson, 6th Mile (4:07.2)
1962—Harry Jerome, 1st, 220 (20.8); 2nd, 100 (9.4); Dyrol Burleson, 1st, Mile (3:59.8); Jerry Tarr, 1st, 120-High Hurdles (13.5); 1st, Intermediate Hurdles (50.3); Mel Renfro, 2nd, 120-High Hurdles (13.8); 3rd, Long Jump (25-11¾); Mike Lehner, 3rd, Steeplechase (8:54.4); Others—Keith Forman, 4th, Mile (4:04.5); Clayton Steinke, 4th Steeplechase (9:03.1); Dave Steen, 5th, Shot Put (58-5¼); Les Tipton, 5th, Javelin (233-5)
1963—Vic Reeve, 2nd, 3-mile (14:26.6); Mike Lehner, 2nd, Steeplechase (9:10.8); Dave Steen, 2nd, Shot Put (61-11¼); Paul Stuber, 3rd, High Jump (6-9); Others—John Burns, 5th, Javelin (242-10½); Archie San Romani, 5th, Mile (4:06.7); Clayton Steinke, 5th, 6-mile (30:50.7), 6th, Steeplechase (9:00.5); Bob Watson, 5th, Pole Vault (15-9¾); Terry Llewellyn, 6th, High Jump (6-8); Dave Blunt, 6th, 100 (9.8)

- 1964—Harry Jerome, 1st, 100 (10.1); Les Tipton, 1st, Javelin (249-10½); Gary Reddaway, 2nd, Javelin (246-1½); Mike Lehner, 2nd, Steeplechase (8:50.6); Archie San Romani, 2nd, 1,500 (3:40.8); Harry Jerome, 3rd, 200 (20.6); Ron Gomez, 3rd, Javelin (232-8½); Others—Ken Moore, 4th, 5,000 (14:14.4); Ray Van Asten, 5th, 800 (1:49.2); Clayton Steinke, 5th, Steeplechase (9:00.5); Paul Stuber, 6th, High Jump (6-9); Ken Moore, 6th, Steeplechase (9:02.8)
- 1965—Neal Steinhauer, 1st, Shot Put (62-6); Bruce Mortenson, 1st, Steeplechase (9:00.8); Gerry Moro, 3rd, Pole Vault (15-8½); Ken Moore, 3-Mile (13:45); Others—Al O'Leary, Jim Meinert, Jim Wood, Gordon Payne, 4th, Mile Relay (3:11.1); Wade Bell, 5th, 880 (1:49.8)
- 1966—Neal Steinhauer, 2nd, Shot Put (64-½); Bruce Mortenson, 3rd, Steeplechase (9:00.2); Wade Bell, 4th, Mile (4:02.2); Neal Steinhauer, 4th, Discus (181-0); Others—Ken Moore, 6th, Steeplechase (9:08.8)
- 1967—Wade Bell, 1st, 880 (1:47.6); Roscoe Divine, 2nd, Mile (4:06.2); Neal Steinhauer, 2nd, Shot Put (64-2); Bill Heikkila, 2nd, Javelin (246-0); Bob Williams, 4th, Steeplechase (9:08.6); Others—Dave Wilborn, 5th, Mile (4:07.9)
- 1968—Dave Wilborn, 2nd, 1,500 (3:40.3); Arne Kvalheim, 4th, 5,000 (14:07.8); Others—Norm Trerise, 6th, 5,000 (14:16.4)
- 1969—Steve Savage, 2nd, Steeplechase (8:45.0); Norm Trerise, 3rd, 3-Mile (13:46.4); Tom Smith, 4th, Long Jump (26-¼)
- 1970—Steve Prefontaine, 1st, 3-Mile (13:22.0); Bouncy Moore, 2nd, Long Jump (25-6); Steve Savage, 3rd, Steeplechase (8:45.6); Albert Hearvey, 4th, 100 (9.5); 4th, Mile Relay (3:08.1); Vincent Buford, 4th, Mile Relay (3:08.1); Weldon Vance, 4th, Mile Relay (3:08.1); Doug Chapman, 4th, Mile Relay (3:08.1); Others—Gary Wolf, 5th, Discus (178-9); Tom Smith, 6th, Long Jump (25-1¼)
- 1971—Steve Prefontaine, 1st, 3-Mile (13:20.2); Bouncy Moore, 1st, Long Jump (25-9¾); Steve Savage, 2nd, Steeplechase (8:34.0); Vincent Buford, 3rd, Mile Relay (3:06.4); Doug Chapman, 3rd, Mile Relay (3:06.4); Craig Blackman, 3rd, Mile Relay (3:06.4); Weldon Vance, 3rd, Mile Relay (3:06.4); Bob Martin, 4th, 440 Relay (40.5); Ivory Harris, 4th, 440 Relay (40.5); Albert Hearvey, 4th, 440 Relay (40.5); John Swanson, 4th, 440 Relay (40.5)
- 1972—Steve Prefontaine, 1st, 5,000 (13:31.4); Pete Schmock, 2nd, Shot Put (64-10¼); Vincent Buford, 2nd, Mile Relay (3:06.4); Craig Blackman, 2nd, Mile Relay (3:06.4); Doug Chapman, 2nd, Mile Relay (3:06.4); Weldon Vance, 2nd, Mile Relay (3:06.4); Mac Wilkins, 4th, Discus (183-7); Bob Martin, 4th, 440 Relay (40.5); Ivory Harris, 4th, 440 Relay (40.5); Albert Hearvey, 4th, 440 Relay (40.5); John Mays, 4th, 440 Relay (40.5); Others—Steve Bence, 6th, 800 (1:47.7)
- 1973—Steve Prefontaine, 1st, 3-mile (12:53.4) (13:05.3); Mac Wilkins, 1st, Discus (203-11); 3rd, Shot Put (63-8); Craig Brigham, 4th, Decathlon (7527); Others—Steve Bence, 6th, 880 (1:48.5)
- 1974—Paul Geis, 1st, 3-Mile (13:38.89)
- 1975—Paul Geis, 2nd, 3-Mile (13:36.76); Craig Brigham, 2nd, Decathlon (7,847); Gary Barger, 3rd, Steeplechase (9:00.54); Others—Dave Voorhees, 5th, Discus (181-10)
- 1976—Rich Perkins, 3rd, Hammer (205-5); Matt Centrowitz, 3rd, 1,500 (3:37.28); Randal Markey, 5th, 1,500 (3:39.98); Jeff Carter, 5th, Javelin (253-5);
- 1977—Ray Burton, 3rd, Discus (197-11); Dave Taylor, 5th, 5,000 (13:45.82)
- 1978—Rudy Chapa, 1st, 5,000 (13:35.29); Tom Hintnaus, 2nd, Pole Vault (17-4); Dave Voorhees, 3rd, Discus (188-6), 3rd, Shot Put (64-3¾); John McArdle, 4th, Hammer (205-1); Don Clary, 5th, Steeplechase (8:33.43); Jeff Stover, 5th, Shot Put (63-0); Alberto Salazar, 6th, 10,000 (28:46.55); Matt Centrowitz, 6th, 1,500 (3:39.29)
- 1979—Rudy Chapa, 2nd, 5,000 (13:25.39); Alberto Salazar, 3rd, 10,000 (28:06.12); Don Coleman, 3rd, 200 (20.64); Ray Burton, 4th, Discus (201-5); John McArdle, 5th, Hammer (211-3); Jeff Stover, 6th, Shot Put (61-6); Phil Bransom, 6th, High Hurdles (13.99)
- 1980—Tom Hintnaus, 2nd, Pole Vault (17-11¾); Ken Martin, 2nd, Steeplechase (8:24.09); Bill McChesney, 3rd, 5,000 (13:47.96); Jon Switzer, 5th (tie), Pole Vault (17-0); David Mack, 6th, 800 (1:47.48)
- 1981—Reider Lorentzen, 2nd, Javelin (169-5); Dean Crouser, 4th, Discus (200-5); Alberto Salazar, 4th, 10,000 (28:53.5); Jim Hill, 7th, 5,000 (13:56.4); Rudy Chapa, 9th, 5,000 (14:03.2)

(This is the first year for an NCAA women's track and field championship. In the past, Oregon women have competed in the AIAW national collegiate championships.)

### AIAW Meet Records

100	11.07	Merlene Ottey, Nebraska	1981
200	22.56	Merlene Ottey, Nebraska	1980
400	50.93	Rosalyn Bryant, Cal State-Los Angeles	1978
800	2:01.6	Wendy Knudson, Colorado State	1976
1,500	4:15.00	<b>Leann Warren, Oregon</b>	1981
3,000	9:00.2	Regina Joyce, Washington	1981
5,000	15:35.5	Kathy Mills, Penn State	1978
10,000	33:02.32	Julie Shea, North Carolina State	1980
100 Hurdles	13.07	Stephanie Hightower, Ohio State	1980
400 Hurdles	56.40	Sandra Myers, Cal State-Northridge	1980
400 Relay	44.35	Florida State (Garcia, Payne, Bennett, Givens)	1981
800	1:36.70	Tennessee (Barksdale, Ratray, Fitzgerald, Walton)	1981
Medley Relay		Tennessee (Ratray, Barksdale, Clark, Walton)	1981
1600 Relay	3:31.70	Cal State-Northridge (Romesser, Antoniewicz, Costello, Weston)	1978
2-mile Relay	8:33.6m	Louise Ritter, Texas Woman's University	1979
High Jump	6-3½	Moderu Oshikoya, UCLA	1978
Long Jump	21-6¼	Meg Ritchie, Arizona	1981
Shot Put	57-1	Meg Ritchie, Arizona	1980
Discus	211-1	Kate Schmidt, UCLA	1975
Javelin	198-1	Patsy Walker, Houston	1981
Heptathlon	5,662(et)		

### Past AIAW Champions

(Records incomplete until 1975)

Year	Champion	Score	Oregon Place	Score
1969	Texas Woman's	74	—	—
1970	Illinois	39	—	—
1971	Texas Woman's	56	—	—
1972	Cal State-Hayward	76	—	—
1973	Texas Woman's	64	11th	14
1974	Prairie View	84	34th (tie)	1
1975	UCLA	89	9th	18
1976	Prairie View	60	19th (tie)	8
1977	UCLA	86	24th (tie)	6
1978	Cal State-Northridge	57	—	—
1979	Cal State-Northridge	67	8th	19
1980	Cal State-Northridge	59	10th (tie)	19
1981	Tennessee	61	3rd (tie)	40

### Oregon's AIAW Scorers

(Records incomplete until 1974)

- 1974—Maryl Barker: 6th, mile (5:02.8)
- 1975—Mary Officer: 2nd, pentathlon (3,620); Lynne Winbigler: 3rd, discus (147-4); Karen Marshall: 4th, shot put (45-2¾)
- 1976—Kathi Guiney, Carol Amaral, Dawna Rose, Mary Officer: 4th, 440 relay (48.24); Karen Marshall: 5th, shot put (45-1); Mary Officer: 5th, 100 hurdles (14.54)
- 1977—Sandy Trowbridge, Robin Baker, Debbie Roth, Ellen Schmidt: 3rd, 2-mile relay (8:50.8)
- 1979—Melanie Batiste, Debbie Adams, Rhonda Massey, Dawna Rose: 2nd, mile relay (3:41.76); Jody Parker: 3rd, 5,000 meters (16:34.3); Katy Mountain: 4th, 3,000 meters (9:32.8); Molly Morton: 6th, 10,000 meters (34:28.5)
- 1980—Melanie Batiste, Rhonda Massey, Leann Warren, Grace Bakari: 1st, mile relay (3:37.44); Leann Warren: 2nd, 800m (2:04.91); Grace Bakari: 6th, 400m (53.9)
- 1981—Leann Warren: 1st, 800 (2:06.07), 1st, 1,500 (4:15.00); Sally Harmon: 1st, javelin (177-10); Melanie Batiste, Rhonda Massey, Lena Fritzson, Grace Bakari: 3rd, 1,600 relay (3:34.13); Eryn Forbes: 6th, 5,000 (16:29.52); Lisa O'Dea: 6th, 3,000 (9:29.9); Melanie Batiste: 6th, 200 (24.01)



### Oregon's AIAW All-Americans

(Award instituted in 1978)

- 1979—Debbie Adams, mile relay  
 Melanie Batiste, mile relay  
 Rhonda Massey, mile relay  
 Dawna Rose, mile relay
- 1980—Grace Bakari, mile relay  
 Melanie Batiste, mile relay  
 Rhonda Massey, mile relay  
 Leann Warren, mile relay, 800
- 1981—Grace Bakari, 1,600 relay  
 Melanie Batiste, 1,600 relay, 200  
 Eryn Forbes, 5,000  
 Lena Fritzon, 1,600 relay  
 Sally Harmon, javelin  
 Rhonda Massey, 1,600 relay  
 Lisa O'Dea, 3,000  
 Leann Warren, 800, 1,500

### Oregon AIAW Champions

- 1980—Melanie Batiste, Rhonda Massey,  
 Leann Warren, Grace Bakari
- |            |         |
|------------|---------|
| Mile Relay | 3:37.44 |
| 800        | 2:06.07 |
| 1,500      | 4:15.00 |
| Javelin    | 177-10  |
- 1981—Leann Warren  
 Leann Warren  
 Sally Harmon

## Prefontaine Classic

June 5, 5:30 p.m. (coed)

Hayward Field, Eugene, Oregon

The Steve Prefontaine Classic is an invitational meet, co-sponsored by the University of Oregon and Oregon Track Club. Meet director is Pat Holleran of OTC.

## Men's Qualifying Standards

	Pacific-10		NCAA	
	HT	FAT	HT	FAT
100	10.5	10.74	10.0	10.40
200	21.3	21.54	20.6	20.95
400	47.7	47.84	46.2	46.60
800	1:51.3	1:51.44	1:48.1	1:48.47
1,500	3:51.0	3:51.14	3:43.6	3:44.00
Steeplechase	9:05.0	9:05.14	8:46.6	8:47.00
5,000	14:30.0	14:30.14	13:59.6	14:00.00
10,000			29:17.6	29:18.00
110 High Hurdles	14.4	14.64	13.6	13.96
400 Hurdles	52.7	52.84	50.8	51.20
400 Relay			39.8	40.16
1,600 Relay			3:07.1	3:07.50
Mile Relay			3:08.2	3:08.60
Decathlon			7,450	7,350
	<b>Distance</b>		<b>Distance</b>	
High Jump	2.09 (6-10¼)		2.19 (7-2¼)	
Pole Vault	5.00 (16-5)		5.24 (17-2¼)	
Long Jump	7.40 (24-3¾)		7.70 (25-3¼)	
Triple Jump	15.00 (49-2½)		15.85 (52-0)	
Shot Put	17.50 (57-5)		18.29 (60-0)	
Discus	52.00 (170-7)		57.46 (188-6)	
Hammer	52.00 (170-7)		57.92 (190-0)	
Javelin	67.00 (219-9)		74.69 (245-0)	

## Women's Qualifying Standards

	NCAA	
	HT	FAT
100	11.6	11.84
200	23.9	24.14
400	54.3	54.40
800	2:10.8	2:11.00
1,500	4:27.8	4:28.00
3,000	9:40.0	9:40.20
5,000	16:50.0	16:50.20
10,000	35:41.8	35:42.00
100 Hurdles	13.8	14.03
400 Hurdles	1:00.3	1:00.50
Mile Relay	3:44.1	3:44.30
1,600 Relay	3:42.9	3:43.10
	<b>Distance</b>	
Long Jump	6.09 (19-11¾)	
High Jump	1.83 (6-0)	
Shot Put	14.78 (48-6)	
Discus	48.16 (158-0)	
Javelin	47.54 (156-0)	

Note: Only metric performances will be accepted for NCAA entries. Also, in the 100, 200 and 100-meter hurdles, a legal wind gauge reading is required for all hand-timed NCAA entries. HT = hand-timed.

## Abbreviated Metric Conversions

Meters		Centimeters			
Meter Ft. & In.	Meter Ft. & In.	Cm.	Ft. & In.	Cm.	Ft. & In.
1	3' 3½"	51	167' 4"	1	¾"
2	6' 6¾"	52	170' 7"	2	¾"
3	9' 10¼"	53	173' 11"	3	1 ¼"
4	13' 1½"	54	177' 2"	4	1 ½"
5	16' 5"	55	180' 5"	5	2"
6	19' 8¼"	56	183' 9"	6	2 ½"
7	22' 11½"	57	187'	7	2 ¾"
8	26' 3"	58	190' 3"	8	3 ¼"
9	29' 6¼"	59	193' 7"	9	3 ½"
10	32' 9¾"	60	196' 10"	10	4"
11	36' 1"	61	200' 1"	11	4 ¼"
12	39' 4½"	62	203' 5"	12	4 ¾"
13	42' 7¾"	63	206' 8"	13	5 ¼"
14	45' 11¼"	64	210'	14	5 ½"
15	49' 2¼"	65	213' 3"	15	6"
16	52' 6"	66	216' 6"	16	6 ¼"
17	55' 9¼"	67	219' 10"	17	6 ¾"
18	59' ¾"	68	223' 1"	18	7"
19	62' 4"	69	226' 4"	19	7 ½"
20	65' 7½"	70	229' 8"	20	8"
21	68' 10¾"	71	232' 11"	21	8 ¼"
22	72' 2¼"	72	236' 3"	22	8 ¾"
23	75' 5½"	73	239' 6"	23	9"
24	78' 9"	74	242' 9"	24	9 ½"
25	82' ¼"	75	246' 1"	25	9 ¾"
26	85' 3¾"	76	249' 4"	26	10 ¼"
27	88' 7"	77	252' 7"	27	10¾"
28	91' 10½"	78	255' 11"	28	11"
29	95' 1¾"	79	259' 2"	29	11 ½"
30	98' 5¼"	80	262' 5"	30	11 ¾"
31	101' 8"	81	265' 9"	31	1' ¼"
32	105'	82	268'	32	1' ½"
33	108' 3"	83	272' 4"	33	1' 1"
34	111' 6"	84	275' 7"	34	1' 1½"
35	114' 10"	85	278' 10"	35	1' 1¾"
36	118' 1"	86	282' 2"	36	1' 2¼"
37	121' 5"	87	285' 5"	37	1' 2½"
38	124' 8"	88	288' 8"	38	1' 3"
39	127' 11"	89	292'	39	1' 3¾"
40	131' 3"	90	295' 3"	40	1' 3¾"
41	134' 6"	91	298' 7"	41	1' 4¼"
42	137' 9"	92	301' 10"	42	1' 4½"
43	141' 1"	93	305' 1"	43	1' 5"
44	144' 4"	94	308' 5"	44	1' 5¼"
45	147' 8"	95	311' 8"	45	1' 5¾"
46	150' 11"	96	314' 11"	46	1' 6¼"
47	154' 2"	97	318' 3"	47	1' 6½"
48	157' 6"	98	321' 6"	48	1' 7"
49	160' 9"	99	324' 10"	49	1' 7¼"
50	164'	100	328' 1"	50	1' 7¾"

## Oregon Staff Directory

Athletic Department	(Area Code 503)	686-4481
Athletic Ticket Office		686-4461
Director of Athletics: Rick Bay		686-5464
Assistant Director: Herb Yamanaka		686-5479
Assistant Director: Jim Ferguson		686-4486
Assistant Director: Chris Voelz		686-4433
Faculty Representative (men): Chapin Clark		686-3863
Faculty Representative (women):		
Jim Mooney		686-3864
Business Manager: E. M. Easterly		686-5478
Events Manager: Steve McBride		686-5485
Ticket Manager: Barbara Omlid		686-4461
Athletic Counselor: Barbara Nicholls		686-5428
Equipment Manager: Pat Conrad		686-4480
Head Trainer: Dean Adams		686-4477
Assistant Trainer (women): Rick Troxel		686-4470
Assistant Trainer: Larry Groves		686-4470
Team Physician: Robert Larson		686-2244
Special Projects: Len Casanova		686-5437
Sports Information Director: George Beres		686-5494
Assistant Director: TBA		686-5486
Assistant Director (women):		
Janet Heinonen		686-3372

### Head Men's Coaches

Basketball: Jim Haney	686-4347
Football: Rich Brooks	686-5477
Golf: Jim Ferguson	686-4486
Swimming: Dan Cole	686-4485
Tennis: Emory "Buzz" Summers	686-4112
Track and Cross Country: Bill Dellinger	686-5465
Wrestling: Ron Finley	686-5495

### Head Women's Coaches

Basketball: Elwin Heiny	686-3392
Gymnastics: Gary Vanderhoef	686-4436
Swimming: Dan Cole	686-4485
Tennis: Nancy Osborne	686-4420
Track and Cross Country: Tom Heinonen	686-3395
Volleyball: Chris Voelz	686-4433
Softball: Charles Sylvester	686-3393

### Sports Hotline Number:

(2½ minute tape recording) 686-3121

The University of Oregon affirms the right of all individuals to equal opportunity in education and employment without regard to race, color, sex, national origin, age, religion, marital status, handicap, veteran status, or any other extraneous consideration not directly and substantively related to effective performance. This policy implements all applicable federal, state, and local laws, regulations, and executive orders. Related inquiries may be directed to Norma Comrada McFadden, Director, Office of Affirmative Action, 472 Oregon Hall, University of Oregon, (503) 686-3123.