

# high school state meet 1980

by Doug Speck

On the weekend of Friday, June 6th, and Saturday, June 7th, the Sixty-Second Annual California State High-School Track and Field Meet put on its annual super show. Statistically speaking, the meet had to rank with the best High-School affairs ever. Three All-Time High-School bests were recorded. In three other events the listed National Federation Record was bettered. Eleven events featured nation-leading 1980 High-School Outdoor marks. Meet Records were bested in ten events (with two other 100 meter marks established for the first time).

Featured on the UC Berkeley all-weather facility under good Bay area weather were the relays. The Kennedy of Granada Hills group of the three Howard sisters (Tina, Deanean, and Sherri) were again joined by Cheryl Thompson in the 400 and Kelly Cook in the 1600 relay—and again they flew. In the 400 Relay Sherri received the baton five meters down and blew by some quick girls to record an All-Time High-School best of 45.81. In the 1600 Relay Deanean ran her usual super third leg (52.3) to put the group ahead and Sherri anchored (52.3) in a 3:37.98 All-Time High-School Best. In the Men's 1600 Relay Centennial (Compton), Compton, and Long Beach Poly came North to challenge Berkeley. After three very competitive and quick legs Mike Turner of Centennial during a 46.7 held off Berkeley's Kenny Robinson and his 47.0 to record a narrow 3:10.17 to 3:10.42 triumph. Both times adjust to faster than Banning of Wilmington's 3:11.57 for a

photo by Don Gosney



photo by Jim Engle



## WOMENS EVENTS

**100 Meters:** Sharon Ware (Berkeley) and Sherri Howard (Kennedy) were definitely the class of the field after quick (and by wide margin) heat victories in 11.62 and 11.77 respectively. In the finals Sharon decisively proved that over this distance she is the quicker as she turned a touch better start into a runaway triumph after the half-way mark. Her 11.42 makes her the third fastest High-Schooler ever over 100 meters—she was a full half-second ahead of third place.

photo by Don Gosney



photo by Don Gosney



**200 Meters:** The same actors here as Sherri Howard showed her ability at this long sprint distance. Ware and Sherri came off the turn even, and in this event it was the Kennedy flash's turn to power away during a 23.19-23.62 win. Sherri's time makes her the third fastest High-Schooler ever at the distance and establishes a new Federation Record.

**Results:** (Wind 1.1 mps aiding) 1. Sherri Howard (Kennedy) 23.19 (Meet and National Federation Record); 2. Sharon Ware (Berkeley) 23.62 \*; 3.

photo by Don Gosney



photo by Dave Stock



**400 Meters:** The ability of Faye Paige (LB Poly) and a flock of talented Northerners to challenge Deanean Howard was the question here. Deanean rocketed out to a five meter lead by the 200 and Paige swallowed that up by the 300 to pull even at the head of the straight. Deanean ended the two-girl race by putting her head down with 80 meters to go and powered to a decisive victory at 53.04 (making her the eleventh fastest high-schooler ever as only a sophomore). Another National Federation record here.

photo by Don Gosney



photo by Dave Stock



**800 Meters:** Favorite Louise Romo (North Torrance) fell victim to the top eight times to the finals requirement when she and her heat moseyed through a 67 first 400 and 2:15.14 heat win that was .01 short. The finals were kind of freaky too. Kathy Douglas (Kennedy) led a tight pack through a 62.7 400-at 550 meters things began to happen as Laguna Beach sophomore Renee Durrand showed her big meet inexperience by jumping right into Evelyn Acuna's (San Gabriel) lap on her way to a dominating four meter lead by the 600 mark. Durrand held all this lead during a strong homestretch run over Marilyn Davis (Miramonte) Durrand was DQ'd for the cut-off action and Davis was the gold medalist.

**Results:** 1. Marilyn Davis (Miramonte, Orinda) 9:09.72 \*\*; 2. Maria King (Ayer) 2:10.86 \*\*; 3. Evelyn Acuna (San Gabriel) 2:11.21; 4. Carla Johnson (Manual Arts, LA) 2:11.29 \*\*; 5. Diane Harrell (Palos Verdes) 2:12.40; 6. Laurie Hollingsworth (Piner) 2:15.20 \*\*; 7. Kathy Douglas (Laguna Beach) \*\* disqualified for inter-

**Heats:** I-Romo (No. Torrance) 2:15.14 (non-qualifier). II-Acuna 2:11.36. III-Durrand 2:10.88, Douglas 2:11.56. IV-King 2:12.15, Davis 2:12.33.

**1600 Meters:** Some quick heats on Friday were featured as the girls hustled to make the top eight times. Polly Plumer (University, Irvine) 4:48.96 took the first heat over Roxanne Bier (Independence,

photo by Don Gosney



photo by Dave Stock








photo by Jim Engle



photo by Don Gosney



photo by Dave Stock



photo by Dave Stock




photo by Dave Stock




**Sharon Ware**  
**Howard Hawkins**



**Sherri Howard**  
**Kenny Robinson**



**Denean Howard**  
**Mike Turner**



**Marilyn Davis**  
**Pete Quinonez**



**Polly Plumer**  
**Larry Guinee**

mile from the 1978 State Meet. National Federation records were set by Sherri Howard (Kennedy) in the 200 at 23.19, Denean Howard (Kennedy) in the 400 at 53.04 (not a bad day, four records for the Howard family), and Leslie Deniz (Gridley) 172-11 in the women's discus.

In the following results the asterisks refer to the grade of athletes--\*junior, \*\*sophomore, \*\*\*fresh, no asterik indicates senior or grade unknown.

**Results:** 1. Sharon Ware (Berkeley) 11.42 \* (New Meet Record-First Time Run); 2. Sherri Howard (Kennedy) 11.61; 3. Gwen Ward (DeAnza, Richmond) 11.92 \*; 4. Patrice Carpenter (DeAnza, Richmond) 11.98 \*\*\*; 5. Deborah James (Fremont, LA) 11.99 \*; 6. Faye Paige (LB Poly) 12.00 \*; 7. Marbella Washington (Centennial) 12.01; 8. Bridgette Blackburn (Cajon, San Bernardino) 12.11 \*\*.

**Heats:** I-Ware 11.62. II-Howard 11.77, James 11.96. III-Carpenter 12.01. IV-Ward 12.05.

Marbella Washington (Centennial) 24.26; 4. Zelda Johnson (Garey) 24.32 \*\*; 5. Andralette Gill (Fremont, LA) 24.75; 6. Karen Schaefer (Central Catholic, Modesto) 24.97 \*\*; 7. Rhonda Robinson (San Carlos) 25.06 \*; 8. Wanda Evans (LB Poly) 25.22.

**Heats:** I-Howard 23.54, Gill 24.85. II-Ware 24.09. III-Washington 24.52. IV-Johnson 25.03.

**Results:** 1. Denean Howard (Kennedy) 53.04 (Meet and National Federation Record) \*\*; 2. Faye Paige (LB Poly) 53.51 \*; 3. Velaney Harris (Oakland) 54.36; 4. Sherrill Miller (Fremont, Sunnyvale) 54.38 \*\*; 5. Charlotte Zepherin (Morse, SD) 54.79; 6. Devy Sanders (Edison, Stockton) 55-49; 7. Linda Ransom (Pasadena) 56.56; Monica Elleby (Fremont, LA) \* disqualified.

**Heats:** I-Howard 54.39. II-Paige 54.42.

San Jose) 4:49.94 and Stacy Kneeshaw (Foothill, Santa Ana) 4:50.12. Vicki Cook (Alemany, Mission Hills) took the second in 4:51.56.

The Ladies all came to run in the Finals. Beth McGlinchey (Fountain Valley) took the pace out through a 33.7 200 and Tracy Weber (Lynbrook, San Jose) led the tight pack through the 400 at 70.4. By the 800 (2:25.1) a pack of five had pulled away (Weber, Plumer, McGlinchey, and Kneeshaw). On the backstretch



of the third lap Plummer eased to the front and led the group through a 3:39.6 1200. Weber dropped off at the gun and Lisa Sandel (Campolindo, Moraga) moved up to tail the top five. Plummer, Cook, McGlinchey, and Kneeshaw were even with a 200 to go and the final results tell the story of the last 100 meters as Plummer lifted away and Cook nailed McGlinchey with 30 meters to go. Plummer's 4:46.71 is a 1980 National Outdoors Best for High-Schoolers. The first three finishers are sophomores, so it should be interesting for a couple of years. Cook's double was especially amazing.

**Results:** 1. Polly Plummer (University, Irvine) 4:46.71 \*\*; 2. Vicki Cook (Alemany, Mission Hills) 4:47.31 \*\*; 3. Bonnie McGlinchey (Fountain Valley) 4:47.42 \*\*; 4. Lisa Sandel (Campolindo) 4:48.57; 5. Stacy Kneeshaw (Foothill, Santa Ana) 4:49.57; 6. Tracy Weber (Lynbrook, San Jose) 4:58.84; 7. Karen VanWaggenen (Clovis West) 5:01.44; 8. Roxanne Bier (Independence, San Jose).

**Heats:** I-Plummer 4:48.96, Bier 4:49.94, Kneeshaw 4:50.12. II-Cook 4:51.56.

**3200 Meters:** A super field shaped up for one of Saturday's first finals. Heika Skaden (Encina, Sacramento) and Vicki Cook were the best from the North and the South (Skaden 9:48.8 3000, Cook 10:27.45 3200). Other assorted stars—defending champion Lisa Scaduto (Santa Monica), Roxanne Bier, etc. should have made it interesting. A truly interesting race it was not, but Vicki Cook made it certainly worth watching. There is truly

photo by Dave Stock



Photo by Don Gosney

any other California high schooler could handle this day. She finished nearly twenty seconds ahead in a time that adjusts to just a touch slower than Cheri Williams (Livermore) and her 10:17.1 for two miles in the 1978 meet. Places two through six were settled on the last lap as Mason drifted back to this group, then kicked away.

**Results:** 1. Vicki Cook (Alemany, Mission Hills) 10:14.78 (Meet Record-New Event) \*\*; 2. Michelle Mason (Buena, Ventura) 10:33.94 \*; 3. Annabelle Villanueva (Fountain Valley) 10:35.16 \*; 4. Liz Stranglo (Mission San Jose) 10:36.36; 5. Lori Lopez (Sacred Heart, LA) 10:37.27 \*\*; 6. Mary Gaffield (El Cerrito) 10:42.17 \*; 7. Roxanne Bier (Independence, San Jose) 10:47.70; 8. Lisa Scaduto (Santa Monica) 10:48.42; 9. Heika Skaden (Encina, Sacramento) 10:48.43; 10. Diana Gong (Lowell, San Francisco) 10:51.80; 11. Robyn MacSwain (Terra Linda, San Rafael) 10:52.35 \*\*.

**100 Meter Low Hurdles:** Another interesting North-South clash—with the Berkeley duo of Judy Young and Sherifa Sanders against Marlene Harmon (Thousand Oaks). All three were heat winners in 13.83w, 18.76w, and 13.68w respectively. In the finals both Young and Sanders were out to good starts, with Harmon a meter and a half down. Late in the race Marlene ran Sanders down, but Young maintained a definite margin at the tape with a move herself over the last two hurdles. 8.3 meters per second of aiding wind helped Young to a 13.52 win.

photo by Don Gosney



photo by Dave Stock

**400 Meter Relay:** The field was without Berkeley (45.7m earlier in the season) who had crashed in the North Coast Section meet. The race seemed to be between Fremont (LA) who had pushed Kennedy (Granada Hills) and the Howards to a 45.82 section win, and Long Beach Poly, who won by a second and a half in their 46.25 section victory. DeAnza (Richmond) was out quick off Gwen Ward's opening leg, but Faye Paige (LB Poly) put the Jackrabbits definitely out in front during her backstretch straight-away leg. Into the anchor it was DeAnza, LB Poly, and Fremont very even, with Sherri Howard and Kennedy a definite 4-6 meters down. Sherri wasted no time and blasted past everyone for a two meter victory in a new National Record 45.81. It was the fastest ever mass finish in this race at the High-School level—DeAnza's 46.23 makes them the eighth fastest team ever. This of course brings us in a circle back to Berkeley, its 45.7 group could have made things even more interesting.

**Results:** 1. Kennedy, Granada Hills (Thompson, Howard, Howard, Howard) 45.81 (Meet and National High School Record); 2. Poly, Long Beach (Evans, Smith, Randolph, Paige) 46.06; 3. Fremont, LA (James, Gill, Harper, Elleby) 46.21; 4. DeAnza, Richmond (Ward, Carpenter, Russell, Brandom) 46.23; 5. Cordova (Sullivan, Ballard, Davidson, Smith) 47.88; 6. Morese, SD (Jackson, Moore, Washam, Zepherin) 48.02; 7. Pacific, San Bernardino (Edwards, Debow, Collins, Garcia) 48.14; 8. San Carlos (Barkus, Bashir, Jones, Robinson) 48.37.

**Heats:** I-Kennedy 46.55. II-Fremont

photo by Dave Stock



photo by Dave Stock

Kennedy team the longest so Denean and Sherri could push the record into never-never land. A flock of people were in it through two legs (Kennedy, LB Poly, Berkeley, Manual Arts). Disaster struck for Berkeley on the start of the home-stretch during this second leg as Tanaya King, running on the inside of Poly's Janice Smith, with the baton in her right hand had it accidentally knocked onto the infield. King hesitated before going back after it, and Berkeley was out of it. Up front, in a script like the LA City Meet Denean Howard rocketed past Manual Arts during her 52.3 third leg, and Sherri finished it off in the same time for a 3:37.98 National Record. Faye Paige nailed Manual Arts' Anna Wright on the homestretch during her 53.1 split to lead Poly to a 3:39.83 second best ever. Manual's 3:42.79 is the first fastest team ever.

**Results:** 1. Kennedy, Granada Hills (T. Howard 55.2-Cook 58.2-D. Howard 52.3-S. Howard 52.3) 3:37.98 (Meet and National Record); 2. Poly, Long Beach (Rambo 56.3-Randolph 55.9-Smith 53.5-Paige 53.1) 3:39.83; 3. Manual Arts, LA (Holland 56.5-Jackson 55.0-White 54.7-Wright 56.6) 3:42.79; 4. Fremont, LA (Pendleton, Harper, Elleby, James) 3:50.55; 5. Thousand Oaks (Kind, Prieve, Lavendier, Harmon 53.6) 3:51.59; 6. North Torrance (Romo, Gomez, Loeser, Kishiyama) 3:52.74; 7. Berkeley (Rice, King, Rodgers, Sanders) 4:02.88; Cajon Disqualified.

**Heats:** I-Kennedy 3:44.69. II-Manual Arts 3:44.96, Fremont 3:50.95. III-Poly 3:47.23. IV-Berkeley 3:48.22.

photo by Dave Stock



photo by Dave Stock

5-10; 4. Trish King (Menlo Atherton) 5-8; 5. Laurie Dew (Lemoore) 5-7; 6. Linda Soja (Poly, LA) 5-7; 7. Ellen Fargo (Crescenta Valley) 5-8; 8. Maggie Van Zeeand (Acalanes, Lafayette) 5-6 \*; 9. Rena Wright (Miraleste, Palos Verdes) 5-6 \*.

**Long Jump:** Marlene Harmon (Thousand Oaks) was the class of the field as she put away the meet record (20-4 1/4 Gwen Loud 1979) with a 20-4 1/2 final prelim try on Friday, then soared 20-8 3/4 on her second jump in Saturday's finals. Behind her, Sherifa Sanders (Berkeley), added to the Berkeley team score with an 18-11 second place.

**Results:** 1. Marlene Harmon (Thousand Oaks) 20-8 3/4 (State Meet Record) (Series-19-4 1/2, 20-8 3/4, 18-10 1/2, p, 19-8 1/4, p); 2. Sherifa Sanders (Berkeley) 18-11; 3. Joanna Harper (Fremont, LA) 18-10 3/4 w; 4. Sue Hegerle (San Pasqual, Escondido) 18-4 1/4; 5. Sheila Nicks (Ellis, Richmond) 18-0 \*; 6. Mona Williams (Central, Fresno) 17-11 1/4 w \*. Sheila Frye (Poly, Long Beach \*\* no distance (3 fouls), Tammie Sullivan (Ayer) did not compete. Qualifying—Harmon 20-4 1/4, Harper 19-4 1/4, Sanders 19-3 1/4, Frye 18-8 3/4.

**Shot Put:** Susie Ray (Villa Park) finally had someone challenge her—Fullerton frosh Natalie Kaalawahia has steadily improved over the season, and here she popped her last toss out to a foot and one-half improvement at 48-4 1/2. Ray stepped into the ring for the last put of the competition and could only come up

photo by Don Gosney



photo by Dave Stock






Photo by Don Gosney



photo by Dave Stock



photo by Dave Stock



photo by Dave Stock



photo by Dave Stock



**Vicki Cook**  
**Andy DiConti**



**Judy Young**  
**Don Ward**



**Karen Lysaght**  
**Greg Denby**



**Marlene Harmon**  
**Charles Mayfield**



**Natalie Kaalawahia**  
**Scott Garnett**

something special about a distance race where one athlete braves record pace on their own—as Cook did this day. Vicki worked her way out of traffic quickly and dragged a small pack of three Michelle Mason of Buena (Ventura) and Roxanne Bier) through 73.4-2:31-3:46.8 lap splits. During lap 4 the Alemany star pulled away and after a 5:03 1600 it was Cook against the clock—her ability to run laps of between 77 and 79 seconds after a close to 5 minute 1600 split was far more than

**Results:** (Wind 8.3 mps aiding) 1. Judy Young (Berkeley) 13.52; 2. Marlene Harmon (Thousand Oaks) 13.58; 3. Sherifa Sanders (Berkeley) 13.79 \*; 4. Shari Pendleton (Fremont, LA) 14.13 \*; 5. Margo Edwards (Pacific San Bernardino) 14.14; 6. Bonnie Mercer (Santa Ana Valley) 14.21; 7. Robyne Johnson (Berkeley) 14.23 \*; 8. Tracy Hanlon (Edison, Huntington Beach) 14.35.

46.68, DeAnza 47.11. III-Poly 46.72. IV-Cajon, San Bernardino 48.82 (non-qualifier).

**1600 Meter Relay:** Another barn-burner here—team points on the line, plus another almost assured National Record electrified the atmosphere surrounding this race. With a high place behind Kennedy the Berkeley Yellowjackets could win the state championship. The race up front boiled down to who could push the

**High Jump:** 1979 fourth placer Karen Lysaght (St. Francis, Sacramento) rose to the occasion with a fine 6-0 Meet Record clearance to equal the 1980 Outdoor High-School best. The surprise was Mt. Whitney of Visalia frosh Tonya Mendonca who pushed Sue McNeal (Carlsbad) back to third on fewer misses with her 5-10 personal record clearance.

**Results:** 1. Karen Lysaght (St. Francis, Sacramento) 6-0 (State Meet Record); 2. Tonya Mendonca (Mt. Whitney, Visalia) 5-10 \*\*\*; 3. Sue McNeal (Carlsbad, SD)

with a 46-9½—the state defending champ had been unthroned.

**Results:** 1. Natalie Kaalawahia (Fullerton) 48-4½ \*\*\*; 2. Susie Ray (Villa Park) 46-9½; 3. Sharon Hamilton (Santa Monica) 45-2½; 4. Yolanda Fletcher (Crenshaw, LA) 44-9; 5. Debbie Corley (Garces, Bakersfield) 44-2¼ \*; 6. Mel Rodriguez (Mariposa) 44-1½ \*; 7. Leslie Deniz (Gridley) 43-4; 8. Laura DeSnoo (Washington, Fremont) 41-3 \*.



**Discus:** Leslie Deniz (Gridley) dominates this event at the high-school level. She lofted her first toss in Saturday's final out to 172-11 (A new Federation Record). Donna Hollingsworth (Chaffey, Ontario) nipped Laura DeSnoo (Washington, Fremont) on her final toss 150-7 to 149-7 for second.

**Results:** 1. Leslie Deniz (Gridley) 172-11 (Meet and National Federation Record); 2. Donna Hollingsworth (Chaffey, Ontario) 150-7; 3. Laura DeSnoo (Washington, Fremont) 149-7; 4. Susan Compton (Marian, San Diego) 140-3; 5. Mel Rodriguez (Mariposa) 139-9; 6. Liz Mueller (Vista, SD) 134-6; 7. Wendy Bradshaw (Saugus) 124-8; 8. Andrea Kriva (Burbank) 122-11.

**GIRLS TEAM SCORING:** 1. Kennedy, Granada Hills 48; 2. Berkeley 42; 3. Poly Long Beach 25; 4. Fremont, LA 24; 5. Thousand Oaks 20; 6. Alemany 18; 7. DeAnza, Richmond 14; 8. Fountain Valley 12.

#### MENS EVENTS

**100 Meters:** The state's quickest returning sprinter (Howard Hawkins of Warren of Downey at 9.58-21.2 and three placings in the state meet the past two years) finally popped out of the scholastic ineligibility woodwork in the middle of April and went to work. He had cranked a 10.59 section win and the consensus was that he would duel with Berkeley's Kenny Robinson for the state title. The two favorites and San Diego's Kevin Shields were out to good starts in Saturday's finals—Hawkins eased away in the final 50 meters to handle Robinson for the win 10.55-10.62. Mike Turner moved late for third.

**Results:** 1. Howard Hawkins (Warren, Downey) 10.55; 2. Kenny Robinson (Berkeley) 10.62; 3. Mike Turner (Centennial, Compton) 10.73; 4. Kevin Shields (San Diego) 10.75; 5. Jim Spotville (Pomona) 10.84; 6. Rod Barksdale (Compton) 10.88; 7. Eric Washington (Woodside) 10.92; 8. Shawn Thomas (Gardena) 10.94.

**Heats:** I-Shields 10.64, Robinson 10.67, II-Hawkins 10.85, III-Costanzo (Crespi, Encino) 10.87 (non-qualifier), IV-Spotville 10.71.

**200 Meters:** Berkeley's Robinson was visibly disgusted after losing the 100 and really came to run here. Kenny dominated the race from the middle of the turn on in blazing a 21.21. Jim Spotville (Pomona) moved up on the straight for second in 21.59.

**Results:** 1. Kenny Robinson (Berkeley) 21.21; 2. Jim Spotville (Pomona) 21.59; 3. Gregory Peppers (Washington, LA) 21.77; 4. Anthony Toney (South Salinas) 21.82; 5. Gerald White (McClymonds, Oakland) 21.83; 6. Sam Chance (Manual

a decisive win at 47.51. Compton's Rod Barksdale churned a super last 80 meters to move into second.

**Results:** 1. Mike Turner (Centennial, Compton) 47.51; 2. Rod Barksdale (Compton) 47.64; 3. Tony Eddings (Johnson, Sacramento) 47.92; 4. Harry Campbell (Mt. Pleasant, San Jose) 47.95; 5. Mike Fabian Cooper (Washington, LA) 48.14; 6. Darrel Willis (Norco) 48.72; 7. Pete Richardson (1:51.0), and, as Victor Townsend (Poly, Long Beach) 48.93.

**Heats:** I-Turner 47.51, Willis 48.19, II-Campbell 47.60, Eddings 48.04, Townsend 48.15, III-Cooper 47.79, IV-Barksdale 47.22, Barber 47.49.

**800 Meters:** Southern Section champ Eddie Davis (Compton) was a victim of tonsillitis and failed to qualify. Southern Californians Greg Vining (Hawthorne-1:51.60) and Scott Cox (Wilson, Long Beach-1:51.70) would challenge Berkeley's Pete Richardson (1:51.0), and, as usual untested until state meet, Pete Quinonez (Tulare). Vining ensured a quick race with his pace-setting through a 53.0 400. As the group entered the backstretch at 500 meters Richardson made a decisive move for the lead and maintained it going into the final straight. Quinonez was way down—fifth going into the final stretch, but he began a drive which had him rocket past Rodriguez, Cox, Vining, and finally at the tape, Richardson, for a 1:50.15 win—the fastest in the nation for 1980.

**Results:** 1. Pete Quinonez (Tulare) 1:50.15; 2. Pete Richardson (Berkeley) 1:50.19; 3. Greg Vining (Hawthorne) 1:50.91; 4. Scott Cox (Wilson, Long Beach) 1:51.50; 5. Dave Rodriguez (Montgomery, Santa Rosa) 1:51.87; 6. Jack Preijers (North Torrance) 1:52.66; 7. John O'Dell (Vintage, Napa) 1:53.51; 8. James Isom (Westchester) 1:53.68.

**Heats:** I-Quinonez 1:53.99, II-Cox 1:53.14, Rodriguez 1:53.51, III-Vining 1:52.43, Preijers 1:53.74, IV-Richardson 1:53.70.

**1600 Meters:** The heat times from Friday looked like the finals. One Mile times in other years. Mike Serna (Loara, Anaheim) rocketed to a 4:07.25 heat one victory, with things not terribly slower in the second (won by Larry Guinee (Castro Valley) in 4:11.56. Anyway, it took 4:12.55 to get to the finals of eight. Serna came out charging in the finals—leading through 28.6 and 58.9 200 and 400 splits. Mike Parkinson (South Pasadena) really pushed the middle laps in his races lately, and he pushed things here through 2:02.1 and 3:03.6 lap splits. Shawn O'Neal (Ocean-side), Pedro Reyes (Jesusita, Sacramento), and Guinee were still in close attendance, and it was Guinee who took the lead at the gun. The trio moved away from Parkinson, and Guinee proved strongest over the final 200 to win by three meters

4:11.61, Leetch 4:11.65, non-qualifiers—Mike Trujillo (St. Bernards, Playa Del Rey) 4:13.20, Gregg Lane (Calaveras) 4:13.29, Montes (Monte Vista, SD) 4:14.58.

**3200 Meter Run:** Andy DiConti (La Canada) closed his outdoor season undefeated as he again proved his vast superiority over this year's California distance crop. He and a pack followed Mission of San Jose's Jay Marden through 66.1-2:16.5-3:27.1 lap splits before Andy upped the tempo to 67.8 and 74.9 the next two go-rounds. Only Richard Perez (San Geronio, San Bernardino), Marden, Jon Butler (Edison, Huntington) could hang on. Patrick Henry's Sean Evans worked up to this group by the seventh lap, as Ruelas fell off a bit. As the run in 7:54.7 DiConti pushed just enough to stay ahead, before taking a customary look around and blasting the final straight to win in 8:55.79. Hopefully Andy can dig up some competition over the two mile-5000 meter distance in post-season action.

**Results:** 1. Andy DiConti (La Canada) 8:55.79; 2. Jay Marden (Mission San Jose) 8:56.08; 3. Jon Butler (Edison, Huntington Beach) 8:56.69; 4. Richard Perez (San Geronio, San Bernardino) 8:57.55; 5. Sean Evans (Patrick Henry, SD) 9:00.07; 6. Mark Ruelas (LaSalle, Pasadena) 9:04.60; 7. John Frank (Central Valley) 9:05.49; 8. Steve Valan (El Modena, Orange) 9:06.67; 9. Cesar Marques (Monroe, Van Nuys) 9:09.57; 10. Mike Vail (Mira Loma, Sacramento) 9:10.74; 11. Tito Torrez (Johnson, Sacramento) 9:12.03; 12. Jeff Scott (El Camino, Sacramento) 9:13.99; 13. Marco Ibarra (Wilson, San Francisco) 9:14.68; 14. Dave Shea (Castro Valley) 9:15.22.

**110 Meter High Hurdles:** North against South—St. Mary of Berkeley's Don Ward against West Covina's so far unoppressed David Ashford. Ward took his 13.97 heat by .42 and Ashford won by .30 in his 14.07. The smaller Ward rocketed to a meter and one-half lead over the first couple of sticks, after which Ashford closed, but ran out of track as his 13.76 came up just short of Ward's 13.73 Nation leading effort.

**Results:** 1. Don Ward (St. Mary's, Berkeley) 13.73; 2. David Ashford (West Covina) 13.76; 3. Daryl Hill (O'Dowd, Oakland) 14.02; 4. Frank Williamson (Skyline, Oakland) 14.10; 5. Duane Butler (Victor Valley) 14.30; 6. Anthony Evans (Fremont, LA) 14.30; 7. Kevin Ellison (Ventura) 14.30; 8. Sam Chance (Manual Arts, LA) 14.51.

**Heats:** I-Ward 13.97, II-Ashford 14.02, Chance 14.37, III-Williamson 14.47, IV-Hill 14.43.

**300 Meter Low Hurdles:** Don Ward (St. Mary's, Berkeley) was totally dominating

ington, LA) 38.22; 7. Austin Shanks (San Fernando) 38.79.

**Heats:** I-Mitchell 37.78, II-Newell 36.94, III-Ward 36.26, IV-Shanks 37.79.

**400 Meter Relay:** Berkeley, with Kenny Robinson screaming the back-stretch straight during his second leg, had a definite lead going into the anchor. The Yellowjacket final hand-off featured a full-stop, as anchorman Tommy Ford never took off. Sophomore Randy Walker (Washington, LA) took advantage of the situation to ease by for the win at 41.51. Compton's 41.45 section-winning group dropped the stick in the prelims.

**Results:** 1. Washington, LA (Peppers, Cooper, Baker, Walker) 41.51; 2. Silver Creek, San Jose (Holland, Flint, Sterling, Peoples) 41.76; 3. Berkeley (Robinson, Clewis, Walker, Ford) 41.77; 4. Pasadena (Ervin, Handy, Mimms, Delemar) 41.87; 5. Centennial, Compton (Jackson, Ware, Graham, Turner) 41.98; 6. Mt. Pleasant, San Jose (Marshall, Lister, Campbell, Williams) 42.05; 7. Skyline, Oakland (McCane, Simms, Pigrum, Wilkens) 42.15; 8. Poly, Long Beach (Tousend, Person, Price, Williams) 43.06.

**Heats:** I-Poly 42.28, II-Berkeley 41.73, III-Silver Creek 42.12, IV-Washington 41.85, Centennial 41.86.

**1600 Meter Relay:** Saturday's Final race may have been the best of the entire meet. With Berkeley still after the team championship, and Centennial, Long Beach Poly, and Compton all wanting a chance back at each other, something big was in store. It all started the first leg when Leonard Graham of Centennial blasted a 47.5. Pete Richardson (Berkeley) during his 47.3 carry put the Yellow-jackets even, with Compton still in it off 48.5 and 48.1 legs by Nathan Davis and Ray Taylor. Rufus Jackson of Centennial held off Ulysses Walker of Berkeley as both cranked 48.1's. Centennial's Mike Turner ran fast enough down the home-stretch to hold off Kenny Robinson's 47.0 during a 46.7 of his own to anchor his squad to a 3:10.37 National Record. (Better than Banning's 3:11.57 over the mile distance). Berkeley's all-junior squad also was under the record at 3:10.42.

**Results:** 1. Centennial, Compton (Graham 47.5, Ware 78.1, Jackson 48.1, Turner 46.7) 3:10.37 (State Meet and National Record); 2. Berkeley (Dotson 48.0, Richardson 47.3, Walker 48.1, Robinson 47.0) 3:10.42; 3. Compton (N. Davis 48.5, Taylor 48.1, Smith 47.7, Barksdale 47.0) 3:11.32; 4. Poly Long Beach (L. Callier 49.1, Sprull 47.7, M. Callier 49.1, Townsend 48.9) 3:14.78; 5. Highland, Sacramento (Wheeler, Carson, Larsen, Barber) 3:16.84; 6. Pasadena (Dancer, Mimms, Ward, Catamon) 3:16.86; 7. Oakland (Clark, Wilson, Nails, Williams) 3:19.50; Washington, LA did not start (injury).

**High Jump:** The state outdoor leader, Greg Denby (Crenshaw, LA), had company when it was all over at 6-10. Denby won on misses over junior Anthony Cairre (Plus X, Downey), surprising Mark Langston (Ventura), and Charles Mayfield (San

they had to keep the sixth place medal—three never got over the 13-8 opening height.

**Results:** 1. Greg Stull (Troy, Fullerton) 15-10; 2. Greg Ellis (Menlo-Atherton) 15-2; 3. Tony Faber (Yuba City) 14-2; 3. Kurt Strasman (Wilson, Long Beach) 14-2; 5. Doug Wicks (South Bakersfield) 13-8; 6. nh-Leon Hanson (Antioch), Kevin Wilson (Notre Dame, Sherman Oaks), and Ben Mahoney (St. Francis, Mountain View).

**Shot Put:** Scott Garnett (Muir, Pasadena) dominated the event—his 64-5½ led qualifying by four feet, and his 64-4¼ second toss in the finals easily won over the only athlete to defeat him this season, Jim Doehring of San Clemente (whose rotary technique got him out to 61-5½).

**Results:** 1. Scott Garnett (Muir, Pasadena) 64-4¼; 2. Jim Doehring (San Clemente) 61-5½; 3. Brett Holden (Hart, Newhall) 60-6½; 4. Dennis DeSoto (Santa Rosa) 59-2¼; 5. Michael Alo (Banning, Wilmington) 58-3¼; 6. Sydney Dodd (Fairfax, LA) 58-2; 8. Ted Polich (San Marino) 57. Qualifying: Garnett 56-5½, DeSoto (Santa Rosa) 60-½.

**Discus:** Paul Bender (Shafter) is definitely for real—his 196-2 final qualifying toss and 192-9 opening finals toss were easily the meet's best. Walnut's Gary Zimmerman, a first year performer as a senior, placed a fine second off his 186-1.

**Results:** 1. Paul Bender (Shafter) 192-9; 2. Gary Zimmerman (Walnut) 186-1; 3. Eric Olson (Northgate, Walnut Creek) 181-3; 4. Jeff Budwig (McLane, Fresno) 179-4; 5. Phil Cookson (Grossmont, La Mesa) 175-7; 6. Chris Day (Montgomery, Santa Rosa) 174-4; 7. Brad Smith (Tracy) 173-6; 8. Dan Westerfield (Capistrano Valley) 169-8. Qualifying: Bender 196-2, Budwig 184-6, Zimmerman 183-8, Westerfield 182-8, Olson 181-4, Day 180-0.

**Triple Jump:** Mayfield set the state mark in Friday's qualifying at 51-7½. At the end of a long Saturday he, and Muir's team hopes, were in trouble. Byron Criddle (El Cerrito) was mildly upset after no mark in the Long Jump finals, and he popped at 50-4¼ on his fourth jump to take the lead over Mayfield's 50-3½ Saturday opener. Freeman Miller (Fremont, LA) put together a 50-8 final effort that Mayfield could not respond to—he fouled his final leap.

**Results:** 1. Freeman Miller (Fremont, LA) 50-8; 2. Byron Criddle (El Cerrito) 50-4¼; 3. Charles Mayfield (Muir, Pasadena) 50-3½; 4. Ken Frazier (Mission, San Francisco) 49-7¼; 5. Vestee Jackson (McClane, Fresno) 47-11¼; 6. John Bailey (Berkeley) 47-9¼; 7. Paul Jones (Kennedy, Granada Hills) 46-1; 8. Leonard Robinson (Yerba Buena, San Jose) 45-6¼.

**Men's Team Scoring:** Berkeley 41, Muir, Pasadena 32, Centennial, Compton 28, Compton 21, St. Mary's, Berkeley 20, Washington, LA 18.

photo by Don Gosney

photo by Don Gosney

photo by Don Gosney



third.  
**Results:** 1. Howard Hawkins (Warren, Downey) 10.55; 2. Kenny Robinson (Berkeley) 10.62; 3. Mike Turner (Centennial, Compton) 10.73; 4. Kevin Shield (San Diego) 10.75; 5. Jim Spotville (Pomona) 10.84; 6. Rod Barksdale (Compton) 10.88; 7. Eric Washington (Woodside) 10.92; 8. Shawn Thomas (Gardena) 10.94.  
**Heats:** I-Shields 10.64, Robinson 10.67, II-Hawkins 10.85, III-Costanzo (Crespi, Encino) 10.87 (non-qualifier), IV-Spotville 10.71.

**200 Meters:** Berkeley's Robinson was visibly disgusted after losing the 100 and really came to run here. Kenny dominated the race from the middle of the turn on in blazing a 21.21. Jim Spotville (Pomona) moved up on the straight for second in 21.59.

**Results:** 1. Kenny Robinson (Berkeley) 21.21; 2. Jim Spotville (Pomona) 21.59; 3. Gregory Peppers (Washington, LA) 21.77; 4. Anthony Toney (South Salinas) 21.82; 5. Gerald White (McClymonds, Oakland) 21.83; 6. Sam Chance (Manual

Arts, LA) 21.89; 7. Greg Thomas (Poly, Riverside) 21.93; 8. Kevin Shields (San Diego) 22.04.

photo by Don Gosney



Leslie Deniz

**400 Meters:** It took 48.19 to get to the finals. Mike Barber (Highlands, Sacramento) took the field out and led by a couple of meters at the 200. Entering the long straight Harry Campbell (Mt. Pleasant, San Jose) had moved up to challenge. Mike Turner (Centennial, Compton) was a full 4-5 meters down at 300, but began a long drive which took him to

**Results:** I-Robinson 21.51, II-Spotville 21.83, III-Chance 21.78, IV-Peppers 21.88.

Arts, LA) 21.89; 7. Greg Thomas (Poly, Riverside) 21.93; 8. Kevin Shields (San Diego) 22.04.

**Heats:** I-Shields 10.64, Robinson 10.67, II-Hawkins 10.85, III-Costanzo (Crespi, Encino) 10.87 (non-qualifier), IV-Spotville 10.71.

**1600 Meters:** The heat times from Friday looked like the finals One Mile times in other years. Mike Serna (Loara, Anaheim) rocketed to a 4:07.25 heat one victory, with things not terribly slower in the second (won by Larry Guinee (Castro Valley) in 4:11.56. Anyway, it took 4:12.55 to get to the finals of eight. Serna came out charging in the finals—leading through 28.6 and 58.9 200 and 400 splits. Mike Parkinson (South Pasadena) really pushed the middle laps in his races lately, and he pushed things here through 2:02.1 and 3:03.6 lap splits. Shawn O'Neal (Oceanside), Pedro Reyes (Jesuit, Sacramento), and Guinee were still in close attendance, and it was Guinee who took the lead at the gun. The trio moved away from Parkinson, and Guinee proved strongest over the final 200 to win by three meters

**Results:** 1. Don Ward (St. Mary's, Berkeley) 13.73; 2. David Ashford (West Covina) 13.76; 3. Daryl Hill (O'Dowd, Oakland) 14.02; 4. Frank Williamson (Skyline, Oakland) 14.10; 5. Duane Butler (Victor Valley) 14.30; 6. Anthony Evans (Fremont, LA) 14.30; 7. Kevin Ellison (Ventura) 14.30; 8. Sam Chance (Manual Arts, LA) 14.51.  
**Heats:** I-Ward 13.97, II-Ashford 14.02, Chance 14.37, III-Williamson 14.47, IV-Hill 14.43.

photo by Don Gosney



Paul Bender

in a fine 4:06.18, with Reyes nipping O'Neal (although the photo had to separate them at 4:06.52).

**Results:** 1. Larry Guinee (Castro Valley) 4:06.18; 2. Pedro Reyes (Jesuit, Sacramento) 4:06.52; 3. Shawn O'Neal (Oceanside) 4:06.52; 4. Mike Parkinson (South Pasadena) 4:10.49; 5. Bob Leetch (Redondo) 4:11.64; 6. Gary Gonzales (Clovis) 4:12.90; 7. Steve Fairman (Thousand Oaks) 4:17.27; 8. Mike Serna (Loara, Anaheim) 4:23.4.

**Heats:** I-Serna 4:07.25, O'Neal 4:09.53, Parkinson 4:10.34, Gonzales 4:11.14, Fairman 4:12.55, II-Guinee 4:11.56, Reyes


**110 Meter High Hurdles:** Don Ward South-St. Mary of Berkeley's Don Ward against West Covina's so far unpressed David Ashford. Ward took his 13.97 heat by .42 and Ashford won by .30 in his 14.07. The smaller Ward rocketed to a meter and one-half lead over the first couple of sticks, after which Ashford closed, but ran out of track as his 13.76 came up just short of Ward's 13.73 Nation leading effort.

**Results:** 1. Don Ward (St. Mary's, Berkeley) 13.73; 2. David Ashford (West Covina) 13.76; 3. Daryl Hill (O'Dowd, Oakland) 14.02; 4. Frank Williamson (Skyline, Oakland) 14.10; 5. Duane Butler (Victor Valley) 14.30; 6. Anthony Evans (Fremont, LA) 14.30; 7. Kevin Ellison (Ventura) 14.30; 8. Sam Chance (Manual Arts, LA) 14.51.

**Heats:** I-Ward 13.97, II-Ashford 14.02, Chance 14.37, III-Williamson 14.47, IV-Hill 14.43.

**300 Meter Low Hurdles:** Don Ward (St. Mary's, Berkeley) was totally dominating

photo by Don Gosney



Freeman Miller

here—his 36.26 heat win was by .68 the fastest on Friday. In the finals he rocketed to a big lead, and despite chopping his step over the final four barriers still won easily at 36.57. Austin Shanks (San Fernando) fell while in second over the final barrier—his 38.79 was accomplished while rolling over the line.

**Results:** 1. Don Ward (St. Mary's, Berkeley) 36.57; 2. Kenny Newell (Chatsworth) 37.03; 3. Jiles Smith (Compton) 37.29; 4. Bruce Mitchell (El Camino, Oceanside) 37.85; 5. Rondo Sands (Vacaville) 37.95; 6. Randal Baker (Wash-

Ray Taylor, Curtis Jackson of Centennial held off Ulysses Walker of Berkeley as both cranked 48.1's. Centennial's Mike Turner ran fast enough down the home-stretch to hold off Kenny Robinson's 47.0 during a 46.7 of his own to anchor his squad to a 3:10.37 National Record. (Better than Banning's 3:11.57 over the mile distance). Berkeley's all-junior squad also was under the record at 3:10.42.

**Results:** 1. Centennial, Compton (Graham 47.5, Ware 78.1, Jackson 48.1, Turner 46.7) 3:10.37 (State Meet and National Record); 2. Berkeley (Dotson 48.0, Richardson 47.3, Walker 48.1, Robinson 47.0) 3:10.42; 3. Compton (N. Davis 48.5, Taylor 48.1, Smith 47.7, Barksdale 47.0) 3:11.32; 4. Poly Long Beach (L. Callier 49.1, Sprull 47.7, M. Callier 49.1, Townsend 48.9) 3:14.78; 5. Highland, Sacramento (Wheeler, Carson, Larsen, Barber) 3:16.84; 6. Pasadena (Dancer, Mimms, Ward, Catamon) 3:16.86; 7. Oakland (Clark, Wilson, Nails, Williams) 3:19.50; Washington, LA did not start (injury).

**High Jump:** The state outdoor leader, Greg Denby (Crenshaw, LA), had company when it was all over at 6-10. Denby won on misses over junior Anthony Caire (Pius X, Downey), surprising Mark Langan (Ventura), and Charles Mayfield (Muir, Pasadena).

**Results:** 1. Greg Denby (Crenshaw, LA) 6-10; 2. Anthony Caire (Pius X, Downey) 6-10; 3. Mark Langan (Ventura) 6-10; 4. Charles Mayfield (Muir, Pasadena) 6-10; 5. John Atkinson (Poly, Long Beach) 6-8; 6. Dan Iliff (Palma, Salinas) 6-8; 6. Edre Luster (Oakland Tech) 6-8; 8. James Wilson (Hayward) 6-8.

**Long Jump:** With tedious qualifying and finals in three jumping events crammed into two days, Charles Mayfield finally stretched out to a 23-4½ leap on his fourth attempt here. Ken Frazier (Mission, San Francisco) sophomore came close at 23-4½ on his final leap, as Paul Jones (Kennedy, Granada Hills) also moved up with a 23-2 final leap.

**Results:** 1. Charles Mayfield (Muir, Pasadena) 23-4½; 2. Kenneth Frazier (Mission, San Francisco) 23-4½; 3. Paul Jones (Kennedy, Granada Hills) 23-2; 4. Bob Rust (Kennedy, La Palma) 23-1½; 5. Ed Tave (Muir, Pasadena) 23-1½; 6. Chris Harper (Arlington) 23-¼; 7. Darryl Taylor (Palisades) 22-6½w; 8. Byron Criddle (El Cerrito) no fair marks. Qualifying: Tave 23-10½, mayfield 23-10, Harper 23-5½, Criddle 23-4½, Frazier 23-4, Taylor 23-3¼.

**Pole Vault:** Greg Stull (Troy, Fullerton) showed his superiority with a 15-10 win (but then how many other athletes have a tartan run-way and port-a-pit in their backyard?). Greg Ellis (Menlo-Atherton) was the only other vaulter who jumped worth a darn in the final at 15-2, as

der 196-2, Budwig 184-6, Zimmermann 183-8, Westerfield 182-8, Olson 181-4, Day 180-0.

**Triple Jump:** Mayfield set the state mark in Friday's qualifying at 51-7½. At the end of a long Saturday he, and Muir's team hopes, were in trouble. Byron Criddle (El Cerrito) was mildly upset after no mark in the Long Jump finals, and he popped at 50-4¾ on his fourth jump to take the lead over Mayfield's 50-3½ Saturday opener. Freeman Miller (Fremont, LA) put together a 50-8 final effort that Mayfield could not respond to—he fouled his final leap.

**Results:** 1. Freeman Miller (Fremont, LA) 50-8; 2. Byron Criddle (El Cerrito) 50-4¾; 3. Charles Mayfield (Muir, Pasadena) 50-3½; 4. Ken Frazier (Mission, San Francisco) 49-7¾; 5. Vestee Jackson (McClane, Fresno) 47-11¼; 6. John Bailey (Berkeley) 47-9¾; 7. Paul Jones (Kennedy, Granada Hills) 46-1; 8. Leonard Robinson (Yerba Buena, San Jose) 45-6¼.

**Men's Team Scoring:** Berkeley 41, Muir, Pasadena 32, Centennial, Compton 28, Compton 21, St. Mary's, Berkeley 20, Washington, LA 18.

#### TRACKSIDE NOTES

The decision to take the top eight times, irregardless of heat placing, into the finals solved and created some problems. Louise Romo (North Torrance) the favorite in the Women's 800 and Crespi of Encino's John Costanzo in the Men's 100 were examples of those who felt cheated—they were easy heat winners, but did not have times in the top eight. A possibility might be a heat winner being guaranteed a spot in the finals, then the next fastest times to fill out the field.

•It does not seem that it would be impossible for every section to use an Accutrack timing device in its qualifying meet.

•Sportsmanlike move of the meet was by Eric Rutherford (Patrick Henry, San Diego), as he stopped to pick up the fallen Shawn Smallwood (Corcoran) and see that he got on his way during the second lap the the Men's 3200.

•In a move aimed at some interesting into-school transfers, during meetings in conjunction with the state meet, the State Federated Council passed for all of California a ruling that would require an athlete to sit out an entire year if a school switch is made without a residence move. Some sections have required only a 20-week sitting out period.

•The hex seemed to be on Muir of Pasadena during the couple of weeks prior to the state meet as they first lost Ricky Holliday (9.8, 23-7, 51-3) with a hamstring problem in the Pacific League Meet. Following this misfortune was a combined loss of Rich Coffield (1:57.4 in his first year of running; and 3:16.6m relay team when the half-miler strained a muscle while on a relay leg in section competition.



1940

## Track & field STATE FINALS

### Boys

Team — Berkeley 41, Muir 32, Centennial 28, Compton 21, St. Mary's 20, Washington 18, Mission (San Francisco) 12, Fremont (Los Angeles) 11, the following teams had 10: Castro Valley, Shafter, Troy, Crenshaw, Tulare, La Canada, Warren, Pomona.

400-meter relay — 1, Washington (Los Angeles) (Peppers, Cooper, Baker, Walker) 41.51; 2, Silver Creek (Holland, Filini, Sterling, Peoples) 41.76; 3, Berkeley 41.77; 4, Pasadena 41.87; 5, Centennial 41.98; 6, Mt. Pleasant (Marshall, Lister, Campbell, Williams) 42.05.

100 — 1, Howard Hawkins (Warren) 10.55; 2, Kenny Robinson (Berkeley) 10.62; 3, Mike Turner (Centennial) 10.73; 4, Kevin Shields (San Diego) 10.75; 5, Jim Spolville (Pomona) 10.84; 6, Rod Barksdale (Compton) 10.88. CCS non-placers — 7, Eric Washington (Woodside) 10.93.

200 meters — 1, Kenny Robinson (Berkeley) 21.21; 2, Jim Spolville (Pomona) 21.59; 3, Gregory Peppers (Washington, Los Angeles) 21.77; 4, Anthony Toney (North Salinas) 21.82; 5, Gerald White (McClaymonds) 21.83; 6, Sam Chance (Manual Arts) 21.89.

400 — 1, Mike Turner (Centennial) 47.51; 2, Rod Barksdale (Compton) 47.64; 3, Tony Eddings (Johnson) 47.92; 4, Harry Campbell (Mt. Pleasant) 47.95; 5, Mike Barber (Highlands) 47.96; 6, Fabian Cooper (Washington, Los Angeles) 48.14.

800 — 1, Pete Quinones (Tulare) 1:50.15; 2, Pete Richardson (Berkeley) 1:50.19; 3, Greg Vining (Hawthorne) 1:50.91; 4, Scott Cox (Wilson) 1:51.50; 5, Dave Rodriguez (Montgomery) 1:51.87; 6, Jack Preiters (North Torrance) 1:52.66.

1600 meters — 1, Larry Guinee (Castro Valley) 4:06.18; 2, Pedro Reyes (Jesuit) 4:06.52; 3, Shawn O'Neal (Oceanside) 4:06.52; 4, Mike Parkinson (South Pasadena) 4:10.49; 5, Bob Leelch (Redondo) 4:11.64; 6, Gary Gonzales (Clovis) 4:12.90.

3200 — 1, Andi DiConti (La Canada) 8:55.79; 2, Jack Marden (Mission San Jose) 8:56.08; 3, Jon Butler (Edison) 8:56.69; 4, Richard Perez (San Geronimo) 8:57.55; 5, Sean Evans (Henry) 9:00.07; 6, Mark Ruelas (La Salle) 9:04.60. CCS non-placers — 15, Jesse Torres (Independence) time unavailable; 19, Mike McCollum (Palo Alto) time unavailable; Jeff Magallanes (Seaside) time unavailable.

110-meter HH — 1, Don Ward (St. Mary's) 13.73; 2, David Ashford (West Covina) 13.76; 3, Daryl Hill (O'Dowd) 14.02; 4, Frank Williamson (Skyline) 14.10; 5, Duane Butler (Victor Valley) 14.20; 6, Anthony Evans (Fremont, Los Angeles) 14.30.

300-meter LH — 1, Don Ward (St. Mary's) 36.57; 2, Kenny Newell (Chatsworth) 37.03; 3, Jiles Smith (Compton) 37.29; 4, Bruce Mitchell (El Camino) 37.85; 5, Rondo Sands (Vacaville) 37.95; 6, Randal Baker (Washington, Los Angeles) 38.79. CCS non-placers — John Zankowsky (Hillsdale) scratched.

1600-meter relay — 1, Centennial (Graham, Jackson, Ware, Turner) 3:10.37; 2, Berkeley 3:10.42; 3, Compton 3:11.32; 4, Poly (Long Beach) 3:14.78; 5, Highlands 3:16.84; 6, Pasadena 3:16.86.

Shot — 1, Scott Garnett (Muir) 64-4/4; 2, Jim Doehring (San Clemente) 61-5/2; 3, Brett Holden (Harl) 60-6/2; 4, Dennis DeSoto

(Santa Rosa) 59-23/4; 5, Ray Mendizabel (Gunderson) 59-0; 6, Michael Alo (Banning) 58-3/4.

Discus — 1, Paul Bender (Shafter) 192-9; 2, Gary Zimmerman (Walnut) 186-1; 3, Eric Olson (Northgate) 181-3; 4, Jeff Budwig (McLane) 179-4; 5, Phil Cookson (Grossmont) 175-7; 6, Chris Day (Montgomery) 174-4.

High jump — 1, Greg Denby (Crenshaw) 6-10; 2, Anthony Caire (Pius X) 6-10; 3, Mark Langgan (Ventura) 6-10; 4, Chris Mayfield (Muir) 6-10; 5, John Atkinson (Poly, Long Beach) 6-8; 6, (tie) Dan Iliff (Palma), Edre Luster (Oakland Tech) 6-8.

Long jump — 1, Charles Mayfield (Muir) 23-43/4; 2, Kenneth Frazier (Mission, San Francisco) 23-4/4; 3, Paul Jones (Kennedy, Los Angeles) 23-2; 4, Bob Rust (Kennedy, LaPalma) 23-11/4; 5, Ed Tave (Muir) 23-11/4; 6, Chris Harper (Arlington, Riverside) 23-1/4.

Triple jump — 1, Freeman Miller (Fremont, Los Angeles) 50-8; 2, Byron Criddle (El Cerrito) 50-43/4; 3, Charles Mayfield (Muir) 50-31/2; 4, Ken Frazier (Mission, San Francisco) 49-73/4; 5, Vestee Jackson (McLane) 47-11/4; 6, John Bailey (Berkeley) 47-93/4w.

Pole vault — 1, Greg Stull (Troy) 15-10; 2, Greg Ellis (Menlo-Atherton) 15-2; 3, (tie) Tony Faber (Yuba City), Kurt Strassman (Wilson) 14-2; 5, Doug Wicks (South, Bakersfield) 13-8. CCS non-placers — Ben Mahoney (St. Francis) no height.

### Girls

Team — Kennedy (Los Angeles) 48, Berkeley 42, Poly (Long Beach) 25, Fremont (Los Angeles) 25, Thousand Oaks 20, Alemany 18, De Anza 14, Fountain Valley 12, the following teams had 10: Fullerton, University, Gridley, St. Francis (Sacramento), Miramonte, Manual Arts.

400-meter relay — 1, Kennedy (Los Angeles) (Thompson, T. Howard, D. Howard, S. Howard) 45.81; 2, Poly (Long Beach) 46.06; 3, Fremont (Los Angeles) 46.21; 4, De Anza 46.23; 5, Cordova 47.88; 6, Morse 48.02. CCS non-placers — 8, San Carlos (Barkus, Bashir, Jones, Robinson) 48.37.

100 meters — 1, Sharon Ware (Berkeley) 11:42w; 2, Sherri Howard (Kennedy, Los Angeles) 11:61w; 3, Qwen Ward (De Anza) 11:22w; 4, Patrice Carpenter (De Anza) 11:98w; 5, Deborah James (Fremont, Los Angeles) 11:99w; 6, Faye Paige (Poly, Long Beach) 12:00w.

200 meters — 1, Sherri Howard (Kennedy, Los Angeles) 23.19; 2, Sharon Ware (Berkeley) 23.62; 3, Marbella Washington (Centennial) 24.26; 4, Zelda Johnson (Garey) 24.32; 5, Andralette Gill (Fremont, Los Angeles) 24.75; 6, Karen Schaefer (Central Catholic) 24.97. CCS non-placers — Ronda Robinson (San Carlos) 25.06.

400 meters — 1, Denean Howard (Kennedy, Los Angeles) 53.04; 2, Faye Paige (Poly, Long Beach) 53.51; 3, Volaney Harris (Oakland) 54.36; 4, Sherrill Miller (Fremont, Sunnyvale) 54.38; 5, Charlotte Zepherin (Morse) 54.79; 6, Devy Sanders (Edison) 55.49.

800 meters — 1, Marilyn Davis (Miramonte) 2:09.73; Maria King (Ayer) 2:10.86; 3, Evelyn Acuna (San Gabriel) 2:11.21; 4, Carla Johnson (Manual Arts) 2:11.29; 5, Dianne Harrell (Palos Verdes) 2:12.40; 6, Laurie Hollingsworth (Piner) 2:15.20.

1600 meters — 1, Polly Plumer (University) 4:46.71; 2, Vicki Cook (Alemany) 4:47.31; 3, Bonnie McGlinchey (Fountain Valley) 4:47.42; 4, Lisa Sandel (Campolindo) 4:48.57; 5, Staci Keeshaw (Foothill) 4:58.84; 6, Tracy Weber (Lynbrook) 4:58.84. CCS non-placers — 8, Roxanne Bier (Independence) no time.

3200 meters — 1, Vicki Cook (Alemany) 10:14.78; 2, Michelle Mason (Buena) 10:33.94; 3, Annabel Villanueva (Fountain Valley) 10:35.16; 4, Liz Strango (Mission San Jose) 10:36.36; 5, Lori Lopez (Sacred Heart) 10:37.27; 6, Mary Gaffield (El Cerrito) 10:42.17. CCS non-placers — 7, Roxanne Bier (Independence) 10:47.17; 16, Kerry Brogan (Los Altos) time not available; 18, Amy Harper (Prospect) time not available.

100-meter LH — 1, Judy Young (Berkeley) 13.52; 2, Marlene Harmon (Thousand Oaks) 13.58; 3, Sherifa Sanders (Berkeley) 13.79; 4, Shari Pendleton (Fremont, Los Angeles) 14.13; 5, Margo Edwards (Pacific) 14.14; 6, Bonnie Mercer (Santa Ana Valley) 14.21.

1600-meter relay — 1, Kennedy (Los Angeles) (Cook, T. Howard, D. Howard, S. Howard) 3:37.98; 2, Poly (Long Beach) 3:39.83; 3, Manual Arts 3:42.79; 4, Fremont (Los Angeles) 3:50.55; 5, Thousand Oaks 3:51.59; 6, North Torrance 3:52.74.

Shot — (4k) 1, Natalie Kaaiawahia (Fullerton) 48-4/2; 2, Susie Ray (Villa Park) 45-9; 3, Sharon Hamilton (Santa Monica) 45-21/4; 4, Yolanda Fletcher (Crenshaw) 44-9; 5, Debbie Corley (Garces) 44-21/4; 6, Mel Rodriguez (Mariposa) 44-11/2.

Discus — 1, Leslie Deniz (Gridley) 172-11; 2, Donna Hollingsworth (Chaffey) 150-7; 3, Laura DeSnoo (Washington, Fremont) 149-7; 4, Susan Compton (Marian) 140-3; 5, Mel Rodriguez (Mariposa) 139-9; 6, Liz Mueller (Vista) 134-6.

High jump — 1, Karen Lysaght (St. Francis, Sacramento) 6-0; 2, (tie) Tonya Mendonca (Mt. Whitney), Sue McNeal (Carlsbad) 5-10; 4, Trisha King (Menlo-Atherton) 5-8; 5, Laurie Dew (Lemoore) 5-7; 6, Linda Sola (Poly, Long Beach) 5-7.

Long jump — 1, Marlene Harmon (Thousand Oaks) 20-83/4; 2, Sherifa Sanders (Berkeley) 18-11; 3, Joanna Harper (Fremont, Los Angeles) 18-103/4; 4, Sue Hegerle (San Pasqual) 18-4/4; 5, Sheila Nicks (Ellis) 18-0; 6, Mona Williams (Central) 17-111/4. CCS non-placers — Tammie Sullivan (Ayer) distance not available.





# HOWARDS SET 4 U.S. PREP RECORDS

## Berkeley Drops Baton in Final Event, Gives Kennedy State Meet

By **CHRIS BAKER**  
*Times Staff Writer*

BERKELEY—Maybe one day, perhaps in 1984, the Howard Sisters will lead the U.S. women's track team in the Olympic Games. But that's a long way off. Saturday, the Howards—Sherri, Tina and Denean—led Kennedy High (Granada Hills) to the 1980 State high school track championship.

The Howards, who helped Kennedy set National Interscholastic Federation records in four of the five events in which they were entered, got a big assist from runner-up Berkeley to win the title.

Going into the final event of the meet, the 1,600-meter relay, Berkeley held a 42-38 lead over Kennedy. Assuming Kennedy won the race, all Berkeley needed was a second-place finish to win the team championship, or a third to tie.

Kennedy, with Sherri Howard running a 52.3 anchor leg, won the 1,600 relay in 3:37.98, bettering the national prep record of 3:39.62, which they set in last week's City finals. Berkeley's Tanaya King dropped the baton with about 60 meters left in the second leg, and then stopped for a moment before walking back to pick it up. By that time

everyone had passed Berkeley and the Yellowjackets finished last.

It was the sixth time in as many years Berkeley has dropped the baton in the 400- or 1,600-meter relays in a sectional or State meet. This one probably hurt more than all the others because it probably gave Kennedy the team title. Kennedy scored 48 points while Berkeley had 42.

But the Berkeley fans in a crowd of 6,955 at Cal's Edwards Stadium saw Berkeley's boys team win its first State title since 1957 with 41 points. Muir, the CIF 4-A champ, was second with 32.

Kenney Robinson, brother of world-class half-miler James Robinson, led Berkeley by winning the 200-meter dash in 21.21 and finishing second in the 100 (10.62) behind Warren's Howard Hawkins (10.55), the CIF champ.

Muir's Charles Mayfield, trying to become the first individual in 13 years to win three events in one State meet, won the long jump (23-4) but was fourth (based on fewest misses) in the high jump (6-10) behind City champ Greg Denby of Crenshaw (6-10), and third in the triple jump (50-3½) behind Freeman Miller of Fremont (Los Angeles). Mayfield is the national record holder in the triple

Please Turn to Page 8, Col. 1



# Howards Set 4 National Records

Continued from First Page  
jump at 52-10½, and had set a State record in Friday's qualifying.

Six national and three State records were broken. —Kennedy (the Howards) set the tone for the record-breaking assault by setting a national record of 45.81 in the 400-meter relay. Sheryl Thompson ran the opening leg, then it was all Howard, as Denean, Tina and Sherri ran the last three legs. Sherri was about 5 yards behind when she got the baton, but brought the crowd to its feet with her anchor leg.

—Sherri (11.61) lost the 100 to Berkeley's Sharon Ware (11.42), but came back to beat Ware (23.62) in the 200 in a national record time of 23.19, bettering the old mark of 23.3 set by Chandra Cheeseborough in 1977.

—Denean Howard, a sophomore, then broke Sherri's national record of 53.65 in the 400 with a 53.04.

—The Howards capped their day by leading Kennedy to a 3:37.98 win in the 1,600-meter relay. Tina, who turned 17 Saturday, ran the opening leg in 55.2, with Kelly Cook running the second leg in 58.2. Denean ran a 52.3 to put Kennedy back into the lead for good and Sherri ran a 52.3 anchor leg in the last race of her high school career.

—Gridley's Leslie Deniz broke her own national record of 167-1 in the girls' discus with a toss of 172-11. Deniz, however, has a better throw this year, 178-8.

—Centennial (Compton) set the only national record in the boys portion of the meet, running a 3:10.37 in the 1,600-meter relay to better the record of 3:11.57, set by Banning (Los Angeles) at the 1978 State meet.

But, even with all the records, the 1980 State meet belonged to Team Howard.

If the Howards had been scored separately in the State meet, they would have finished second behind Berkeley (38) with 37 points.

Most of the Howard family, including father, Eugene, was on hand to watch their daughters make State meet history.

"Last week I told you we'd set five national records," Eugene Howard, a retired Air Force sergeant, said. "I wasn't that far off, we set four. That 400 relay set the tone for things today. Last year we dropped the baton and didn't finish. Today we came from way back and won it. After that, I knew we would win the State title."

Berkeley, though, helped set up the wild scene which followed the meet. Photographers crowded around the Howards as they clutched the silver State championship trophy. The Howards may have spent more time posing for photographers than they did on the track.

If Berkeley hadn't dropped the baton, the Howards might not have been celebrating.

Berkeley's King, sitting on a grassy knoll behind the stadium, talked about quitting track because of dropping the baton. Tears rolled down her cheeks.

"I was coming in tight with the girl from Long Beach Poly (Janice Smith), and when I pulled my hand out she knocked the baton out of my hand (accidentally)," King said. "I didn't know if I should go back and get it because I thought we would be disqualified if I left the track. But everyone told me to pick it up."

Sherri Howard said she didn't see Berkeley drop the baton, but she probably knows how the Yellowjackets felt because the Howards (running for San Geronimo) dropped the baton in the 440 relay at last year's State meet.

Sherri Howard, the national prep record holder in the 440, has received most of the attention in the Howard family in the last two years, but Denean may be coming into her own after her 400 record.

"If I can keep breaking the records Sherri has set, I know that I'll keep getting better," Denean said. "If I can keep breaking the records, I think I'll be there in 1984."

Most track experts say Sherri Howard will definitely be there (on the U.S. women's Olympic track team) in 1984 if she continues to improve. In fact, Sherri will compete in the 1980 Olympic Trials in two weeks.

With her hair in corn rows like the ones Bo Derek wore in the movie "10", Sherri was a "10½" on the track. State meet fans will probably be talking about Sherri's anchor leg in the sprint relay for a long time.

"I've been farther behind in the relay before," Sherri said. "Being behind didn't bother me."

Sherri wasn't upset at losing the 100 to Berkeley's Ware, who hadn't beaten her in the last two years. She said Ware is better in the short sprints. "I expected it (losing). My start was good but it wasn't that good."

## BOYS

100—1. Hawkins (Warren), 10.55; 2. Robinson (Berkeley), 10.62; 3. Turner (Long Beach), 10.68; 4. Shields (San Diego), 10.75; 5. Spoltville (Pomona), 10.84; 6. Barksdale (Compton), 10.88; 7. Washington (Woodside), 10.93; 8. Thomas (Gardena), 10.94.  
200—1. Robinson (Berkeley), 21.21; 2. Spoltville (Pomona), 21.59; 3. Peppers (Washington), 21.77; 4. Toney (Santa Salinas), 21.82; 5. White (McClellan), 21.83; 6. Chance (Manual Arts), 21.89; 7. Thomas (Riverside Poly), 21.93; 8. Shields (San Diego), 22.04.  
400—1. Turner (Centennial), 47.51; 2. Barksdale (Compton), 47.64; 3. Edmonds (Johnson), 47.92; 4. Campbell (Mt. Pleasant, San Jose), 47.95; 5. Barber (Highlands, Sac.), 47.96; 6. Barber (North Washington), 48.16; 7. Willis (Norco), 48.75; 8. Townsend (LB Poly), 48.93.  
800—1. Quinones (Tulare), 1:50.15; 2. Richardson (Berkeley), 1:50.15; 3. Vining (Hawthorne), 1:50.19; 4. Cox (LB Wilson), 1:51.50; 5. Rodriguez (Montgomery, Santa Rosa), 1:51.87; 6. Priester (North Torrance), 1:52.66; 7. O'Dell (Vintage), 1:53.51; 8. Isom (Westchester), 1:53.68.  
1,600—1. Guinnee (Castro Valley), 4:06.18; 2. Reyes (Jesuit, Sac.), 4:06.53; 3. O'Neil (Oceanside), 4:06.52; 4. Parkin (South Pasadena), 4:10.49; 5. Leen (Redondo), 4:11.44; 6. Gonzales (Clovis), 4:12.95; 7. Fairman (Thousand Oaks), 4:17.21; 8. Serna (Loara), no time.  
3,200—1. DiConti (La Canada), 8:53.79; 2. Marden (Mission San Jose, Fremont), 8:56.00; 3. Butler (Edison, Huntington Beach), 8:56.69; 4. Perez (San Geronimo), 8:57.55; 5. Evans (Patrick Henry), 9:00.07; 6. Ruelas (La Salle), 9:04.04; 7. Frank (Central Valley), 9:04.04; 8. Valon (El Modena), 9:06.67. Others included: 9. Marques (Monroe), 9:09.57; 10. Deminter (LA Jefferson), no time; 20. Kurtzman (Palmdale), 9:25.00; 21. Serna (La Canada), 9:25.00; 22. Rutherford (Patrick Henry), nt; Emdee (Narbonne) did not start.  
10H—1. Ward (St. Mary's, Berkeley), 13.72; 2. Anderson (West Covina), 13.76; 3. Hill (Bishop O'Dowd, Oakland), 14.02; 4. Williamson (Skyline, Oakland), 14.10; 5. Butler (Victor Valley), 14.26; 6. Evans (LA Fremont), 14.30; 7. Ellison (Ventura), 14.30; 8. Chance (Manual Arts), 14.51.  
300—1. Ward (St. Mary's, Berkeley), 36.57; 2. Newell (Chatsworth), 37.03; 3. Smith (Compton), 37.29; 4. Mitchell (El Camino, Oceanside), 37.83; 5. Sands (Vacaville), 37.95; 6. Baker (LA Washington), 38.22; 7. Husky (Hillsdale, San Mateo), did not start.

400 RELAY—1. LA Washington (Peppers, Cooper, Baker, Walker), 41.51; 2. Silver Creek (San Jose), 41.76; 3. Berkeley, 41.77; 4. Pasadena, 41.87; 5. Centennial, 41.96; 6. Mt. Pleasant (San Jose), 42.05; 7. Skyline (Oakland), 42.15; 8. LB Poly, 43.06.  
1,600 RELAY—1. Centennial (Graham), 47.5; 2. John 48.1; Jackson 48.1; Turner 46.7; 3. 103.77 (better national record for mile relay of 3:11.57 by LA Banning, 1978); 4. Berkeley (Denean, 48.8; Richardson 47.3; Walker 48.1; Robinson 47.0), 3:10.42 (second performance all-time high school all junior team); 5. Compton (N. Davis 48.5; Taylor 48.1; Smith 47.7; Barksdale 47.0), 3:11.32 (eighth performance all-time high school); 6. LA Poly (L. Callier 49.1; Spruill 47.7; M. Callier 49.1; Townsend 48.9), 3:16.4; 5. Highland (Sac.), 3:16.84; 6. Pasadena, 3:16.86; 7. Oakland, 3:19.50; 8. LA Washington, did not start.  
DISCUS—1. Bender (Shafter), 192-9; 2. Zimmerman (Walnut), 186-1; 3. Olin (Northridge, Walnut Creek), 181-3; 4. Budwig (McLane, Fresno), 179-4; 5. Cookson (Grossmont), 175-7; 6. Day (Montgomery, Santa Rosa), 174-7; 7. Smith (Tracy), 173-6; 8. Westerfield (Capistrano Valley), 169-8.  
POLE VAULT—1. Slull (Troy), 15-10; 2. Elbert (Elberton), 15-2; 3. tie between Faber (Yuba City) and Strassmann (LB Wilson), 14-2; 5. Wilks (South, Bk.), 13-8; 6. sixth Hanson (Antioch, 1978); 7. Wilson (Notre Dame, SO) and Mahoney (St. Francis, Mountain View), no height.

100—1. Edwards (Pacific, San Bernardino), 14.16; 6. Mercer (Santa Ana Valley), 14.21; 7. Johnson (Berkeley), 14.23; 8. Hanlon (Edison, Huntington Beach), 14.23.  
200—1. Kennedy (Granada Hills), 21.00; 2. Howard, 21.00; 3. Howard, 21.00; 4. 45.81 (national record, old mark, 45.82, Kennedy, 1980); 2. LB Poly, 46.30; 3. LA Fremont, 46.21; 4. De Anza (Richmond), 46.23; 5. Cordova (Sac.), 47.85; 6. Morse, 48.02; 7. Pacific (San Bernardino), 48.14; 8. San Carlos, 48.37.

1,600 RELAY—1. Kennedy (Granada Hills), 47.50; 2. Howard 52.3; 3. 3:37.98 (national record, old mark, 3:38.02, Kennedy, 1980); 2. LB Poly (Rambo 56.3; Randolph 55.3; Smith 53.5; Paige 53.1), 3:39.83 (second performance all-time high school); 3. Manual Arts (Holland 54.5; Jackson 55.0; White 54.7; Wright 56.6), 3:42.79 (third performance all-time high school); 4. LA Fremont (Elleby, 54.3), 3:50.55; 5. Thousand Oaks, 3:51.59 (Harmon, 53.6); 6. North Torrance, 3:52.74; 7. Berkeley, 4:02.88 (dropped baton on second leg while running with the leaders); 8. Colon, disqualified.

SHOTPUT—1. Kasilawa (Fullerton), 48-4½ (State record, new event, 4 kilo); 2. Ray (Villa Park), 44-9½; 3. Hamilton (Santa Monica), 45-2¼; 4. Fletcher (Granada Hills), 44-9; 5. Corley (Mariposa), 44-2¼; 6. Rodriguez (Mariposa), 44-1¼; 7. Deniz (Gridley), 43-4; 8. DeSnoo (Washington, Fremont), 41-3.  
HIGH JUMP—1. Denz (Gridley), 172-11 (better national interscholastic federation record of 167-1, Deniz, 1979); 2. Hollingworth (Chaffey), 150-7; 3. DeSnoo (Washington, Fremont), 149-7; 4. Compton (Marion, Imperial Beach), 140-5; 5. Rodriguez (Mariposa), 139-9; 6. Mueller (Vista), 134-6; 7. Bradshaw (Sequoia), 124-8; 8. Krive (Burbank), 122-11.  
JAVELIN TEAM SCORES—Kennedy (Granada Hills) 48; Berkeley 42; LB Poly 25; LA Fremont 24; Thousand Oaks 22; Alamy 18; De Anza (Richmond) 16; Fountain Valley 12; Fullerton, University (Irvine), Gridley, St. Francis (Sacramento), Miramonte (Orinda) and Manual Arts 10.

100—1. Ward (Berkeley), 11.42 (wind 100 m.p.s.); 2. Howard (Berkeley), 11.42 (wind 100 m.p.s.); 3. Ward (Berkeley), 11.42 (wind 100 m.p.s.); 4. Ward (Berkeley), 11.42 (wind 100 m.p.s.); 5. Ward (Berkeley), 11.42 (wind 100 m.p.s.); 6. Ward (Berkeley), 11.42 (wind 100 m.p.s.); 7. Ward (Berkeley), 11.42 (wind 100 m.p.s.); 8. Ward (Berkeley), 11.42 (wind 100 m.p.s.); 9. Ward (Berkeley), 11.42 (wind 100 m.p.s.); 10. Ward (Berkeley), 11.42 (wind 100 m.p.s.); 11. Ward (Berkeley), 11.42 (wind 100 m.p.s.); 12. Ward (Berkeley), 11.42 (wind 100 m.p.s.); 13. Ward (Berkeley), 11.42 (wind 100 m.p.s.); 14. Ward (Berkeley), 11.42 (wind 100 m.p.s.); 15. Ward (Berkeley), 11.42 (wind 100 m.p.s.); 16. Ward (Berkeley), 11.42 (wind 100 m.p.s.); 17. Ward (Berkeley), 11.42 (wind 100 m.p.s.); 18. Ward (Berkeley), 11.42 (wind 100 m.p.s.); 19. Ward (Berkeley), 11.42 (wind 100 m.p.s.); 20. Ward (Berkeley), 11.42 (wind 100 m.p.s.); 21. Ward (Berkeley), 11.42 (wind 100 m.p.s.); 22. Ward (Berkeley), 11.42 (wind 100 m.p.s.); 23. Ward (Berkeley), 11.42 (wind 100 m.p.s.); 24. Ward (Berkeley), 11.42 (wind 100 m.p.s.); 25. Ward (Berkeley), 11.42 (wind 100 m.p.s.); 26. Ward (Berkeley), 11.42 (wind 100 m.p.s.); 27. Ward (Berkeley), 11.42 (wind 100 m.p.s.); 28. Ward (Berkeley), 11.42 (wind 100 m.p.s.); 29. Ward (Berkeley), 11.42 (wind 100 m.p.s.); 30. Ward (Berkeley), 11.42 (wind 100 m.p.s.); 31. Ward (Berkeley), 11.42 (wind 100 m.p.s.); 32. Ward (Berkeley), 11.42 (wind 100 m.p.s.); 33. Ward (Berkeley), 11.42 (wind 100 m.p.s.); 34. Ward (Berkeley), 11.42 (wind 100 m.p.s.); 35. Ward (Berkeley), 11.42 (wind 100 m.p.s.); 36. Ward (Berkeley), 11.42 (wind 100 m.p.s.); 37. Ward (Berkeley), 11.42 (wind 100 m.p.s.); 38. Ward (Berkeley), 11.42 (wind 100 m.p.s.); 39. Ward (Berkeley), 11.42 (wind 100 m.p.s.); 40. Ward (Berkeley), 11.42 (wind 100 m.p.s.); 41. Ward (Berkeley), 11.42 (wind 100 m.p.s.); 42. Ward (Berkeley), 11.42 (wind 100 m.p.s.); 43. Ward (Berkeley), 11.42 (wind 100 m.p.s.); 44. Ward (Berkeley), 11.42 (wind 100 m.p.s.); 45. Ward (Berkeley), 11.42 (wind 100 m.p.s.); 46. Ward (Berkeley), 11.42 (wind 100 m.p.s.); 47. Ward (Berkeley), 11.42 (wind 100 m.p.s.); 48. Ward (Berkeley), 11.42 (wind 100 m.p.s.); 49. Ward (Berkeley), 11.42 (wind 100 m.p.s.); 50. Ward (Berkeley), 11.42 (wind 100 m.p.s.); 51. Ward (Berkeley), 11.42 (wind 100 m.p.s.); 52. Ward (Berkeley), 11.42 (wind 100 m.p.s.); 53. Ward (Berkeley), 11.42 (wind 100 m.p.s.); 54. Ward (Berkeley), 11.42 (wind 100 m.p.s.); 55. Ward (Berkeley), 11.42 (wind 100 m.p.s.); 56. Ward (Berkeley), 11.42 (wind 100 m.p.s.); 57. Ward (Berkeley), 11.42 (wind 100 m.p.s.); 58. Ward (Berkeley), 11.42 (wind 100 m.p.s.); 59. Ward (Berkeley), 11.42 (wind 100 m.p.s.); 60. Ward (Berkeley), 11.42 (wind 100 m.p.s.); 61. Ward (Berkeley), 11.42 (wind 100 m.p.s.); 62. Ward (Berkeley), 11.42 (wind 100 m.p.s.); 63. Ward (Berkeley), 11.42 (wind 100 m.p.s.); 64. Ward (Berkeley), 11.42 (wind 100 m.p.s.); 65. Ward (Berkeley), 11.42 (wind 100 m.p.s.); 66. Ward (Berkeley), 11.42 (wind 100 m.p.s.); 67. Ward (Berkeley), 11.42 (wind 100 m.p.s.); 68. Ward (Berkeley), 11.42 (wind 100 m.p.s.); 69. Ward (Berkeley), 11.42 (wind 100 m.p.s.); 70. Ward (Berkeley), 11.42 (wind 100 m.p.s.); 71. Ward (Berkeley), 11.42 (wind 100 m.p.s.); 72. Ward (Berkeley), 11.42 (wind 100 m.p.s.); 73. Ward (Berkeley), 11.42 (wind 100 m.p.s.); 74. Ward (Berkeley), 11.42 (wind 100 m.p.s.); 75. Ward (Berkeley), 11.42 (wind 100 m.p.s.); 76. Ward (Berkeley), 11.42 (wind 100 m.p.s.); 77. Ward (Berkeley), 11.42 (wind 100 m.p.s.); 78. Ward (Berkeley), 11.42 (wind 100 m.p.s.); 79. Ward (Berkeley), 11.42 (wind 100 m.p.s.); 80. Ward (Berkeley), 11.42 (wind 100 m.p.s.); 81. Ward (Berkeley), 11.42 (wind 100 m.p.s.); 82. Ward (Berkeley), 11.42 (wind 100 m.p.s.); 83. Ward (Berkeley), 11.42 (wind 100 m.p.s.); 84. Ward (Berkeley), 11.42 (wind 100 m.p.s.); 85. Ward (Berkeley), 11.42 (wind 100 m.p.s.); 86. Ward (Berkeley), 11.42 (wind 100 m.p.s.); 87. Ward (Berkeley), 11.42 (wind 100 m.p.s.); 88. Ward (Berkeley), 11.42 (wind 100 m.p.s.); 89. Ward (Berkeley), 11.42 (wind 100 m.p.s.); 90. Ward (Berkeley), 11.42 (wind 100 m.p.s.); 91. Ward (Berkeley), 11.42 (wind 100 m.p.s.); 92. Ward (Berkeley), 11.42 (wind 100 m.p.s.); 93. Ward (Berkeley), 11.42 (wind 100 m.p.s.); 94. Ward (Berkeley), 11.42 (wind 100 m.p.s.); 95. Ward (Berkeley), 11.42 (wind 100 m.p.s.); 96. Ward (Berkeley), 11.42 (wind 100 m.p.s.); 97. Ward (Berkeley), 11.42 (wind 100 m.p.s.); 98. Ward (Berkeley), 11.42 (wind 100 m.p.s.); 99. Ward (Berkeley), 11.42 (wind 100 m.p.s.); 100. Ward (Berkeley), 11.42 (wind 100 m.p.s.); 101. Ward (Berkeley), 11.42 (wind 100 m.p.s.); 102. Ward (Berkeley), 11.42 (wind 100 m.p.s.); 103. Ward (Berkeley), 11.42 (wind 100 m.p.s.); 104. Ward (Berkeley), 11.42 (wind 100 m.p.s.); 105. Ward (Berkeley), 11.42 (wind 100 m.p.s.); 106. Ward (Berkeley), 11.42 (wind 100 m.p.s.); 107. Ward (Berkeley), 11.42 (wind 100 m.p.s.); 108. Ward (Berkeley), 11.42 (wind 100 m.p.s.); 109. Ward (Berkeley), 11.42 (wind 100 m.p.s.); 110. Ward (Berkeley), 11.42 (wind 100 m.p.s.); 111. Ward (Berkeley), 11.42 (wind 100 m.p.s.); 112. Ward (Berkeley), 11.42 (wind 100 m.p.s.); 113. Ward (Berkeley), 11.42 (wind 100 m.p.s.); 114. Ward (Berkeley), 11.42 (wind 100 m.p.s.); 115. Ward (Berkeley), 11.42 (wind 100 m.p.s.); 116. Ward (Berkeley), 11.42 (wind 100 m.p.s.); 117. Ward (Berkeley), 11.42 (wind 100 m.p.s.); 118. Ward (Berkeley), 11.42 (wind 100 m.p.s.); 119. Ward (Berkeley), 11.42 (wind 100 m.p.s.); 120. Ward (Berkeley), 11.42 (wind 100 m.p.s.); 121. Ward (Berkeley), 11.42 (wind 100 m.p.s.); 122. Ward (Berkeley), 11.42 (wind 100 m.p.s.); 123. Ward (Berkeley), 11.42 (wind 100 m.p.s.); 124. Ward (Berkeley), 11.42 (wind 100 m.p.s.); 125. Ward (Berkeley), 11.42 (wind 100 m.p.s.); 126. Ward (Berkeley), 11.42 (wind 100 m.p.s.); 127. Ward (Berkeley), 11.42 (wind 100 m.p.s.); 128. Ward (Berkeley), 11.42 (wind 100 m.p.s.); 129. Ward (Berkeley), 11.42 (wind 100 m.p.s.); 130. Ward (Berkeley), 11.42 (wind 100 m.p.s.); 131. Ward (Berkeley), 11.42 (wind 100 m.p.s.); 132. Ward (Berkeley), 11.42 (wind 100 m.p.s.); 133. Ward (Berkeley), 11.42 (wind 100 m.p.s.); 134. Ward (Berkeley), 11.42 (wind 100 m.p.s.); 135. Ward (Berkeley), 11.42 (wind 100 m.p.s.); 136. Ward (Berkeley), 11.42 (wind 100 m.p.s.); 137. Ward (Berkeley), 11.42 (wind 100 m.p.s.); 138. Ward (Berkeley), 11.42 (wind 100 m.p.s.); 139. Ward (Berkeley), 11.42 (wind 100 m.p.s.); 140. Ward (Berkeley), 11.42 (wind 100 m.p.s.); 141. Ward (Berkeley), 11.42 (wind 100 m.p.s.); 142. Ward (Berkeley), 11.42 (wind 100 m.p.s.); 143. Ward (Berkeley), 11.42 (wind 100 m.p.s.); 144. Ward (Berkeley), 11.42 (wind 100 m.p.s.); 145. Ward (Berkeley), 11.42 (wind 100 m.p.s.); 146. Ward (Berkeley), 11.42 (wind 100 m.p.s.); 147. Ward (Berkeley), 11.42 (wind 100 m.p.s.); 148. Ward (Berkeley), 11.42 (wind 100 m.p.s.); 149. Ward (Berkeley), 11.42 (wind 100 m.p.s.); 150. Ward (Berkeley), 11.42 (wind 100 m.p.s.); 151. Ward (Berkeley), 11.42 (wind 100 m.p.s.); 152. Ward (Berkeley), 11.42 (wind 100 m.p.s.); 153. Ward (Berkeley), 11.42 (wind 100 m.p.s.); 154. Ward (Berkeley), 11.42 (wind 100 m.p.s.); 155. Ward (Berkeley), 11.42 (wind 100 m.p.s.); 156. Ward (Berkeley), 11.42 (wind 100 m.p.s.); 157. Ward (Berkeley), 11.42 (wind 100 m.p.s.); 158. Ward (Berkeley), 11.42 (wind 100 m.p.s.); 159. Ward (Berkeley), 11.42 (wind 100 m.p.s.); 160. Ward (Berkeley), 11.42 (wind 100 m.p.s.); 161. Ward (Berkeley), 11.42 (wind 100 m.p.s.); 162. Ward (Berkeley), 11.42 (wind 100 m.p.s.); 163. Ward (Berkeley), 11.42 (wind 100 m.p.s.); 164. Ward (Berkeley), 11.42 (wind 100 m.p.s.); 165. Ward (Berkeley), 11.42 (wind 100 m.p.s.); 166. Ward (Berkeley), 11.42 (wind 100 m.p.s.); 167. Ward (Berkeley), 11.42 (wind 100 m.p.s.); 168. Ward (Berkeley), 11.42 (wind 100 m.p.s.); 169. Ward (Berkeley), 11.42 (wind 100 m.p.s.); 170. Ward (Berkeley), 11.42 (wind 100 m.p.s.); 171. Ward (Berkeley), 11.42 (wind 100 m.p.s.); 172. Ward (Berkeley), 11.42 (wind 100 m.p.s.); 173. Ward (Berkeley), 11.42 (wind 100 m.p.s.); 174. Ward (Berkeley), 11.42 (wind 100 m.p.s.); 175. Ward (Berkeley), 11.42 (wind 100 m.p.s.); 176. Ward (Berkeley), 11.42 (wind 100 m.p.s.); 177. Ward (Berkeley), 11.42 (wind 100 m.p.s.); 178. Ward (Berkeley), 11.42 (wind 100 m.p.s.); 179. Ward (Berkeley), 11.42 (wind 100 m.p.s.); 180. Ward (Berkeley), 11.42 (wind 100 m.p.s.); 181. Ward (Berkeley), 11.42 (wind 100 m.p.s.); 182. Ward (Berkeley), 11.42 (wind 100 m.p.s.); 183. Ward (Berkeley), 11.42 (wind 100 m.p.s.); 184. Ward (Berkeley), 11.42 (wind 100 m.p.s.); 185. Ward (Berkeley), 11.42 (wind 100 m.p.s.); 186. Ward (Berkeley), 11.42 (wind 100 m.p.s.); 187. Ward (Berkeley), 11.42 (wind 100 m.p.s.); 188. Ward (Berkeley), 11.42 (wind 100 m.p.s.); 189. Ward (Berkeley), 11.42 (wind 100 m.p.s.); 190. Ward (Berkeley), 11.42 (wind 100 m.p.s.); 191. Ward (Berkeley), 11.42 (wind 100 m.p.s.); 192. Ward (Berkeley), 11.42 (wind 100 m.p.s.); 193. Ward (Berkeley), 11.42 (wind 100 m.p.s.); 194. Ward (Berkeley), 11.42 (wind 100 m.p.s.); 195. Ward (Berkeley), 11.42 (wind 100 m.p.s.); 196. Ward (Berkeley), 11.42 (wind 100 m.p.s.); 197. Ward (Berkeley), 11.42 (wind 100 m.p.s.); 198. Ward (Berkeley), 11.42 (wind 100 m.p.s.); 199. Ward (Berkeley), 11.42 (wind 100 m.p.s.); 200. Ward (Berkeley), 11.42 (wind 100 m.p.s.); 201. Ward (Berkeley), 11.42 (wind 100 m.p.s.); 202. Ward (Berkeley), 11.42 (wind 100 m.p.s.); 203. Ward (Berkeley), 11.42 (wind 100 m.p.s.); 204. Ward (Berkeley), 11.42 (wind 100 m.p.s.); 205. Ward (Berkeley), 11.42 (wind 100 m.p.s.); 206. Ward (Berkeley), 11.42 (wind 100 m.p.s.); 207. Ward (Berkeley), 11.42 (wind 100 m.p.s.); 208. Ward (Berkeley), 11.42 (wind 100 m.p.s.); 209. Ward (Berkeley), 11.42 (wind 100 m.p.s.); 210. Ward (Berkeley), 11.42 (wind 100 m.p.s.); 211. Ward (Berkeley), 11.42 (wind 100 m.p.s.); 212. Ward (Berkeley), 11.42 (wind 100 m.p.s.); 213. Ward (Berkeley), 11.42 (wind 100 m.p.s.); 214. Ward (Berkeley), 11.42 (wind 100 m.p.s.); 215. Ward (Berkeley), 11.42 (wind 100 m.p.s.); 216. Ward (Berkeley), 11.42 (wind 100 m.p.s.); 217. Ward (Berkeley), 11.42 (wind 100 m.p.s.); 218. Ward (Berkeley), 11.42 (wind 100 m.p.s.); 219. Ward (Berkeley), 11.42 (wind 100 m.p.s.); 220. Ward (Berkeley), 11.42 (wind 100 m.p.s.); 221. Ward (Berkeley), 11.42 (wind 100 m.p.s.); 222. Ward (Berkeley), 11.42 (wind 100 m.p.s.); 223. Ward (Berkeley), 11.42 (wind 100 m.p.s.); 224. Ward (Berkeley), 11.42 (wind 100 m.p.s.); 225. Ward (Berkeley), 11.42 (wind 100 m.p.s.); 226. Ward (Berkeley), 11.42 (wind 100 m.p.s.); 227. Ward (Berkeley), 11.42 (wind 100 m.p.s.); 228. Ward (Berkeley), 11.42 (wind 100 m.p.s.); 229. Ward (Berkeley), 11.42 (wind 100 m.p.s.); 230. Ward (Berkeley), 11.42 (wind 100 m.p.s.); 231. Ward (Berkeley), 11.42 (wind 100 m.p.s.); 232. Ward (Berkeley), 11.42 (wind 100 m.p.s.); 233. Ward (Berkeley), 11.42 (wind 100 m.p.s.); 234. Ward (Berkeley), 11.42 (wind 100 m.p.s.); 235. Ward (Berkeley), 11.42 (wind 100 m.p.s.); 236. Ward (Berkeley), 11.42 (wind 100 m.p.s.); 237. Ward (Berkeley), 11.42 (wind 100 m.p.s.); 238. Ward (Berkeley), 11.42 (wind 100 m.p.s.); 239. Ward (Berkeley), 11.42 (wind 100 m.p.s.); 240. Ward (Berkeley), 11.42 (wind 100 m.p.s.); 241. Ward (Berkeley), 11.42 (wind 100 m.p.s.); 242. Ward (Berkeley), 11.42 (wind 100 m.p.s.); 243. Ward (Berkeley), 11.42 (wind 100 m.p.s.); 244. Ward (Berkeley), 11.42 (wind 100 m.p.s.); 245. Ward (Berkeley), 11.42 (wind 100 m.p.s.); 246. Ward (Berkeley), 11.42 (wind 100 m.p.s.); 247. Ward (Berkeley), 11.42 (wind 100 m.p.s.); 248. Ward (Berkeley), 11.42 (wind 100 m.p.s.); 249. Ward (Berkeley), 11.42 (wind 100 m.p.s.); 250. Ward (Berkeley), 11.42 (wind 100 m.p.s.); 251. Ward (Berkeley), 11.42 (wind 100 m.p.s.); 252. Ward (Berkeley), 11.42 (wind 100 m.p.s.); 253. Ward (Berkeley), 11.42 (wind 100 m.p.s.); 254. Ward (Berkeley), 11.42 (wind 100 m.p.s.); 255. Ward (Berkeley), 11.42 (wind 100 m.p.s.); 256. Ward (Berkeley), 11.42 (wind 100 m.p.s.); 257. Ward (Berkeley), 11.42 (wind 100 m.p.s.); 258. Ward (Berkeley), 11.42 (wind 100 m.p.s.); 259. Ward (Berkeley), 11.42 (wind 100 m.p.s.); 260. Ward (Berkeley), 11.42 (wind 100 m.p.s.); 261. Ward (Berkeley), 11.42 (wind 100 m.p.s.); 262. Ward (Berkeley), 11.42 (wind 100 m.p.s.); 263. Ward (Berkeley), 11.42 (wind 100 m.p.s.); 264. Ward (Berkeley), 11.42 (wind 100 m.p.s.); 265. Ward (Berkeley), 11.42 (wind 100 m.p.s.); 266. Ward (Berkeley), 11.42 (wind 100 m.p.s.); 267. Ward (Berkeley), 11.42 (wind 100 m.p.s.); 268. Ward (Berkeley), 11.42 (wind 100 m.p.s.); 269. Ward (Berkeley), 11.42 (wind 100 m.p.s.); 270. Ward (Berkeley), 11.42 (wind 100 m.p.s.); 271. Ward (Berkeley), 11.42 (wind 100 m.p.s.); 272. Ward (Berkeley), 11.42 (wind 100 m.p.s.); 273. Ward (Berkeley), 11.42 (wind 100 m.p.s.); 274. Ward (Berkeley), 11.42 (wind 100 m.p.s.); 275. Ward (Berkeley), 11.42 (wind 100 m.p.s.); 276. Ward (Berkeley), 11.42 (wind 100 m.p.s.); 277. Ward (Berkeley), 11.42 (wind 100 m.p.s.); 278. Ward (Berkeley), 11.42 (wind 100 m.p.s.); 279. Ward (Berkeley), 11.42 (wind 100 m.p.s.); 280. Ward (Berkeley), 11.42 (wind 100 m.p.s.); 281. Ward (Berkeley), 11.42 (wind 100 m.p.s.); 282. Ward (Berkeley), 11.42 (wind 100 m.p.s.); 283. Ward (Berkeley), 11.42 (wind 100 m.p.s.); 284. Ward (Berkeley), 11.42 (wind 100 m.p.s.);



San Joaquin Memorial's John Reich reached 6-8 in the high jump but did not place. Shawn Smallwood of Corcoran was 16th, Sanger's Julian Vinton 18th and David Lehrman of Immanuel 21st in the 3200.