


# THE DECATHLON BOOK 1975



DECATHLON WINNERS AND RE  
 PROGRESSION O. AND AMERICAN REC  
 OLYMPIC GAMES RESUL CATHLON ROLL OF HO  
 NATIONAL AAU WINNEI HOLDERS PAN-AME  
 ALL TIME COLLEGE LIS MPIONS 1974 REVI  
 POINT DISTRIBUTION S THE PHONE BOOK  
 TOP TEN AVERAGES RELAYS WINNERS AND  
 NCAA CHAMPIONS NAI WINNERS JC LIST  
 WORLD RANKINGS US R KANSAS RELAYS RESULTS CB  
 IC4A RESULTS US FEATUR INTERNATIONAL MEETS  
 USTFF WINNERS All-EURO C ONS US CITIZEN PER  
 OVER 8000 POINT PERFO CE OVER 7000 POINT PERF  
 PENTATHLON RECORDS I WINNERS EVENT BEST  
 ALL TIME HIGH SCH TS AGE GROUP LI  
 ALL-AROUND F LS INDOOR PENTA

BY  
FRANK ZARNOWSKI AND BERT NELSON

A  
DECA  
publication

-- The Decathlon Association --



# DECA

(DECATHLON ASSOCIATION)

WHAT IS IT? The Decathlon Association (DECA) is an organization of those who enjoy and support the decathlon. Athletes, former athletes, coaches, meet directors, fans--all are eligible.

WHAT DOES IT DO? DECA is brand new, formed late in 1974, and it's initial activity to date is publication of The Decathlon Book. It will continue to publish the Decathlon Book periodically, with all editorial time donated, and with proceeds going to DECA.

Secondly, DECA has founded the Decathlon Honor Roll. Four all-time greats are the first to be recognized as gold medalists on the roll of honor. Jim Thorpe, Glenn Morris, Bob Mathias and Rafer Johnson will be joined later by other gold medalists as well as silver and bronze medalists. Each member of the Honor Roll will receive a plaque or some other form of recognition.

Future activities of DECA will include the creation of pins and/or patches for decathletes who have scored 7000, 7500 or 8000 points; perhaps an occasional newsletter; and whatever else the membership deems appropriate, and funds will allow, to support and promote the decathlon.

WHO IS ELIGIBLE? DECA is open to all.

HOW DO YOU JOIN? Send your name, permanent mailing address, and a check for your dues to DECA treasurer Chuck Skow, 5367 E. Turner, Fresno, Cal. 93727. Make check payable to DECA.

Dues are only \$3 per year. But if you desire to support the event, and can afford to do so, you may become a Contributing Member for \$10 per year or a Senior Contributor for \$25 or more per year.

## HELP ---- THANKS

The authors (or should we say compilers) have had fun putting together The Decathlon Book, 1975. We only wish we had more time to devote to it.

If there are any features, stories, or statistical lists you would like to see in the next book please let us know. And, if you have a contribution, some stats, lists, or corrections, we'd like to hear from you. Help---and thanks again. Contact either:

Bert Nelson  
Editor/Publisher  
Track and Field News  
Box # 296  
Los Altos, California  
94022

Frank Zarnowski  
c/o Faculty  
Mount St. Mary's College  
Emmitsburg, Maryland  
21727

# THE DECATHLON BOOK 1975

PREFACE .....	1
I. DECATHLON ROLL OF HONOR.....	2
<p>Thorpe, Morris , Mathias, Johnson on Roll of Honor--Jim Thorpe: The first and for long the Greatest--Glenn Morris: Three Records in Three Tries--Bob Mathias: Boy Wonder Becomes Wondrous Man---Rafer Johnson: Three Time World Record Breaker. .</p>	
II. 1974 DECATHLON REVIEW.....	7
<p>Kansas Relays---Four Over 7900---European Champs---NCAA Champs---AAU Decathlon---Jenner Does It Again: 8308---1974 U.S. Decathlon Meet Winners---1974 U.S. Citizen Performers and Performances---Non-Citizens Competing in United States in 1974---United States Ranking, 1974--World Ranking, 1974---1974 World List---Profiles, 1974 Decathletes.</p>	
III. DECATHLON RECORDS---WORLD SECTION.....	23
<p>World Record Progression---World Ranking, 1947-1974---World Ranking, Summarized by Countries, 1947-1974---All-Time World Performers &amp; Performances Over 8000 Points---European Championship Results, All-Time---Previous Pan American Game Results, 1951-1971---Distribution of Points By Last Nine World Record Holders---Number of Performances in the World, As of 1/1/75---Number of Performances in the United States, As of 1/1/75---Scores Made by World Performers at Various Levels, 1964-1974---World Record Breakers Compared---Averages of Top Individual Performances---Age, Height and Weight of 1968 Olympic Decathletes---World Record Sites---1973 World List.</p>	
IV. DECATHLON RECORDS---UNITED STATES SECTION.....	37
<p>American Record Progression---United States Ranking, 1964-1973---U.S. Over 8000 Performances---U.S. Over 7000 Performers---United States Progress, 1964-74---Most Meets Competed In and Other Data---Streakers---Record Lists(All-Time College, All-Time JC, All-Time Black, All-Time HS, and Age Record List, World and U.S.)---Meet Winners---Olympic Games Champions---Pan American Games Champions---U.S. Olympic Trials Winners---AAU Champions, 1915-1974---Multiple Winners A.A.U.---Most Consecutive Wins AAU---Sites of AAU Championships---AAU Junior Champions, 1973-1974---NCAA I Champions, 1970-1974---NCAA II Champions, 1970-1974---NCAA III Champ-</p>	

#### IV. DECATHLON RECORDS---UNITED STATES SECTION .continued.. 49

ships, 1974---NAIA Champions, 1969-1974---USTFF National Champions---National Junior College Champions, 1973-1974---World University Games-US Trials, 1973---USA vs USSR Dual, 1958-1973---USA vs USSR Junior Dual, 1972-1974---World University Games (Universaide), 1965-1973---CISM Games (World Military), 1970-1973---Penn Relays Winners, 1925-1974---Kansas Relays Winners, 1928-1974---Mt. Sac Relays Winners, 1960-1974---Drake Relays Winners, 1968-1974---Texas Relays Winners, 1973-1974---Florida Relays Winners, 1971-1974---Kentucky Relays Winners, 1968-1974---Ohio State Relays Winners, 1971-1974---IC4A Champions, 1973-1974---Pac-8 Champions, 1973-1974---WAC Champions, 1973-1974---PCAA Champions, 1970-1974---CCAA Champions, 1973-1974---SEC Champions, 1974---Far Western Champions, 1971-1974---All Ohio Champions, 1967-1974---Mid-American Champions, 1974---California JC Champions, 1970-1974---Central Coast AAU Champions, 1969-1974---USTFF Eastern Champions, 1968-1974---USTFF Meet Winners, 1970-1974---USTFF Winter Winners (Glendale), 1970-1974---Colorado USTFF Winners, 1970-1974---USTFF Spring Winners (Fresno & UCSB), 1970-1974---Miscellaneous Records---Junior Records---Brother Records---Father-Son Combination---Father-Son-Son Combination---30 Minute Decathlon---Back-to-Back Decathlons---One Day Decathlon---American Top-Ten Averages---Individual Event Records (World-American-Collegiate-Junior College-High School)---American Record Progression, Individual Events---Meet Records, By Events (Olympic Games, Pan American Games, USA vs USSR Dual, US Olympic Trials, World University Games Trials, National Senior AAU, National Junior AAU, NCAA I, NCAA II, NCAA III, NAIA, USTFF-National, USTFF-Eastern, NJCAA, I.C.4.A?)---The Phone Book (100 Meters, Long Jump, Shot Put, High Jump, 400 Meters, 110 M Hurdles, Discus, Pole Vault, Javelin, 1500 Meters)

#### V. OTHER MULTI-EVENT RECORDS..... 85

Pentathlon, Records, event records, and National AAU Champions---The Olympic Pentathlon---All Time U.S. Pentathlon Performers---All Time World Pentathlon Performers---Progressive World Pentathlon Record---The All-Around---The Olympic All-Around---Indoor Pentathlon.

#### VI. MISCELLANEOUS..... 93

"Decathlon" by Sam Adams---Ken Doherty Remembers.



## PREFACE

As the Decathlon event grows so does the need for statisticians to extend the reach of their discipline. Several years ago, when the decathlon was a once-a-year event, the need for a record-book was minimal.

But the number of decathlons held in the U.S. each year has increased 600 % since 1967. Reasons are numerous. 1968 Olympic champion Bill Toomey made frequent competition acceptable. The decathlon became a collegiate championship event, added by the NAIA in 1969 and by the NCAA a year later. The USTFF sponsored and promoted a proliferation of competitions. The explosion now reaches all ages--from Junior Olympic programs for the young to Age Group meets for the "real" veterans. Thus the need for the Decathlon's first recordbook.

My fortunate association with Bert Nelson dates to June, 1971. At the NCAA decathlon in Seattle (Hupp UP) we exchanged sketchy decadata and began a relationship which was to find me researching and compiling ten-event records at his Track and Field News office in Los Altos, California. The net product of that original research was "The Phone Book" (named for those who enjoyed reading lists of names and numbers) which first appeared at the pressbox, Olympic Trials, Eugene, 1972. Decastatfreak Chuck Skow kept the phone book project going for several years.

Bert and I split the research and copy work for "The Decathlon Book, 1975". Considerable time and effort went into this avocation, but accuracy is not a guarantee. Additions, corrections, and future decathlon results can be addressed to either author.

The authors are in deep debt to the help of many others. The process of accumulation of records over several years makes it impossible for me to identify all the sources. Thanks first to Chuck Skow for his work with "The Phone Book". Special thanks to Fulvio Regli, Jack Sheppard, Rooney Magnusson, Wally Donovan, Jon Hendershott, Leo Heinla, Vladimir Visek, Alain Bouille, Peter Matthews, Bob Womack, Ed Gordan, J. Fred Duckett, and many others. And, above all, John Gill has contributed an enormous amount to the completion of the book. He encouraged, typed, and even read the book---which, for him, means paying the ultimate price.


Emmitsburg, Md.  
February, 1975

Frank Zarnowski

## ABOUT THE AUTHORS

BERT NELSON.....is co-founder, editor and publisher of Track and Field News, for 28 years the bible of the sport. He is a long time observer-reporter of track and field with a special fondness for the decathlon.

FRANK ZARNOWSKI, is an economics professor at Mount St. Mary's College, Md. He has been NCAA and AAU decathlon announcer and is author of a recent USTFF publication "How to Organize and Run a Decathlon".



RAFER JOHNSON



GLEN MORRIS

# DECATHLON

## Roll of Honor

JIM THORPE

BOB MATHIAS





## THORPE, MORRIS, MATHIAS, JOHNSON ON ROLL OF HONOR

Four undisputed all-time greats are the first selections for the newly established Decathlon Roll of Honor. Jim Thorpe, Glenn Morris, Bob Mathias and Rafer Johnson were unanimous choices for the Gold Medal division of the honor roll set up by the Decathlon Association (DECA). The initial selections were limited to American decathletes but eventually DECA will make the Roll of Honor worldwide. Honorees will be placed in one of three divisions--Gold Medal, Silver Medal, Bronze Medal--depending upon the relative merits of their accomplishments. Several additional members will be chosen each year until the backlog of deserving candidates has been depleted. At that stage, selections will be made only when and if there are newly qualified decathloners. DECA's selection committee is headed by co-chairmen Frank Zarnowski and Bert Nelson.

Three of this fabulous foursome met DECA's criteria for automatic selection. Thorpe, Morris and Mathias all were unbeaten throughout their careers, were world record holders and were Olympic champions. It is unlikely that any other athletes, in any event, in the history of track meet these criteria. Johnson lost twice in the decathlon but his overall credentials were deemed outstanding enough to share the inaugural honors with the others.

### JIM THORPE: THE FIRST AND FOR LONG THE GREATEST

The decathlon made its big-time international debut in the 1912 Olympic Games at Stockholm and the run-away winner was Jim Thorpe. The fabled all-around Indian athlete tallied 8412.955 points (the first man over 8000!) on the 1912 tables. Sixty-two years later his marks total 6756 on the current tables, a score which is both respectable and amazing.

Unfortunately, you won't find Thorpe's name in the official Olympic book of records. In the rawest deal in the history of the Games, perhaps in all of track, Thorpe's decathlon and pentathlon gold medals were taken from him months later. An American newspaper revealed that in 1909 Jim had played semi-pro baseball during the summer for \$60 to \$100 a month. The AAU investigated and deprived him of his amateur status, after which the International Olympic committee struck his name from the records and took back his medals.

It left Thorpe with a career of a single decathlon. But his score was not surpassed for 15 years. His margin of victory was a whopping 689 points or 8.9%, second highest in all Olympic competition. And even though the decathlon was a new event and not widely contested as yet, Thorpe was a highly deserving champion. If you compare Jim's decathlon marks with the world records in the 10 events in 1912 and then project that same ratio in comparison with 1974 records his 1912 score would be worth 9235 today! His limited career in non-decathlon competition further reveals his great talent. He won the Olympic trials high jump with 6-5, only 5/8 off the then world record, equivalent to a 7-5½ jump in 1972. After the Games he defeated the Olympic hurdle champ in 15.0, equaling the world mark. He ran 100 yards in 10.0, relatively as good as 9.4 today. His 23.8 low hurdles were two-tenths off the world mark, his 51.0 for 440 was as good as 47.5 today. He longed jumped 23-6, as good in comparison to the world record of his day as 27-5½ would be today and he put the shot 47-9, equal to 66-10 3/4 today. His Olympic decathlon marks were 11.2, 22-3¼, 42-3½, 6-1 5/8, 52.2, 15.6, 121-4, 10-8, 149-11 and 4:40.1 over 3 days, 7/13-15. Thorpe, born in 1888 near Shawnee, Oklahoma had as much Irish as Algonquin Indian blood. His actual name was Wa-Tho-Huck (Bright Path) and he went to Carlisle Indian School where he starred in football and baseball.

## GLENN MORRIS: THREE RECORDS IN THREE TRIES

An outstanding all-around athlete in college, Glenn Morris first tried the decathlon when he was out of school. It was the Olympic year of 1936 and it is a memorable one in decathlon history. Three times Morris tackled the 10 events. Three times he came away with a notable record.

He debuted at the Kansas Relays (Lawrence, April 17-18) and amassed 7576 points (7192 on the 1962 tables). That was a new American record in his very first outing, but the track world hadn't seen anything yet. Next was the combined AAU-Olympic Trials (Milwaukee, June 26-27) and once again the Colorado Agricultural College (Ft. Collins) ace brought home a record. This time it was the world best 7880 points (7383 on today's table). Off to Berlin, he won the Olympics (August 7-8) with still another world mark, a gain of 20 points to 7900 (7421 on the 1962 table). He led the way in four events and defeated 20 competitors, the closest, 195 points back, being teammate Robert Clark. Jack Parker, the third American, was third. And that was the end of the brief but meteoric decathlon career. Morris, whose best track achievements before the decathlon were as a 54-plus intermediate hurdler, was born in Simla, Colorado June 18, 1912. He died in 1973 in a Palo Alto, Calif., veterans' hospital.

The marks:

Kansas R.	10.6	22-10½	44-3½	5-11	50.9	15.2	134-11½	11-1½	182-0	4:52.3
Trials	10.7	22-5½	47-5	6-1¼	50.7	14.9	141-5½	11-3½	183-11	4:48.1
Olympics	11.1	22-10½	46-3	6 7/8	49.4	14.9	141-1½	11-5½	178-10	4:33.2

## BOB MATHIAS: BOY WONDER BECOMES WONDROUS MAN

His place in decathlon history would have been secure if Bob Mathias had done nothing but win the 1948 Olympics. After all, he was but 17 years old, then and now the youngest male track winner in Olympic history. Exhausted, cold and hungry after a long, drawn-out contest held in incredible conditions, the big youngster vowed "never again". But he thought better of it and went on to reach succeeding greater heights.

Bob was off to a sickly start as a youngster in Tulare, Calif., (born November 17, 1930), but grew large, strong and athletically gifted. A star discus thrower and hurdler in high school, Mathias was urged on by coach Virgil Jackson to try the decathlon. "Work hard at it and I'll bet you make the Olympic team...in 1952" Jackson told him. His first try was the Southern Pacific AAU meet (Pasadena, June 10-11, 1948) and he was the surprise winner with 6790 points (1962 table). Then it was the Olympic Trials and AAU (Bloomfield, N.J., June 26-27) and this time he piled up 6902. (7224 on the 1934 tables, the second best score in the world since 1940.) At the London Olympics (August 5-6), young Bob overcame terrible conditions and some bad luck to triumph with 6826 (7139-34), very good under the conditions.

After a year at Kiski Prep he captured his second AAU, this time before the home town folk on June 28-29 with 7115 points. He got in another meet that year, when the usual was one or two decathlons per year, winning the U.S. vs. Scandinavia meet in Oslo with 6975. Entering Stanford, Bob prepped for the AAU with a practice meet (May 30-31) in which he equalled his PR of 7115. A month later, back in Tulare for the AAU, Bob was superbly ready. He poured it on all the way, getting personal bests in seven of the events. The result was a new world record of 8042 points (7453 for 1962). Once again overseas, Mathias won the Swiss Championships (Berne, Aug. 5-6) with 6942 for his seventh straight win.



Now it was time to take a rest from the decathlon and he didn't compete again until 1952. Didn't compete in the decathlon that is, for he honed his skills and improved his strength with multi-event performances on the Stanford varsity. Now a mature elder man of 21, Bob went back to Tulare for his last decathlon appearance in California's great central valley. He rewarded the enthusiastic home crowd by winning the AAU-Olympic Trials with another world record, adding 237 points to his own mark. It totaled 7690 on today's tables, 7829 on the 1934 scores. So great was his improvement that he chalked up bests in eight events. At Helsinki for his second Olympics, Bob overcame an injury to score his third world record, 7731 with today's tables. His margin of victory was an astounding 912 points, 13.1% better than the runner-up and the highest winning margin in Olympic history. The 1952 score was 7887.

Mathias retired undefeated, the only person ever to win two Olympics in the decathlon, and world record breaker on three occasions. His four AAU wins constituted a record. But there was an encore. In 1956, now a professional after having starred in a movie version of his life, The Bob Mathias Story, the Marine officer competed in the 1956 interservice championships at Los Angeles (June 15-16). With little competition or training in three years, Bob nevertheless scored 7193 points (34 table)--without running the 1500. Had he run 4:50.8 as he did in his last prior decathlon, Mathias would have had 7521. (Rafer Johnson won the Olympic Trials with 7755 and Milt Campbell was second with 7559.) Natural maturity resulted in PRs in all three throws.

In his 10 decathlons Bob had bests of 10.8, 23-5½, 50-4¼, 6-2 7/8, 50.2, 14.6, 160-2¼, 13-1½, 204-1, and 4:50.8. In non-decathlon competition he long jumped 24-5, spun the discus 173-4, ranking seventh in the world in 1951, put the shot 51-2½, and ran the metric highs in 13.8, a time bettered by only eight men at that moment. A 1953 graduate of Stanford, Bob was 6-3 and 195 in his prime, had a television career, established a successful High Sierra camp, and served several terms in Congress before losing out in the Democratic sweep of 1974. He was named one of the 13 best trackmen of all time by Corder Nelson in his 1970 book, "The Great Ones". The marks:

SPAAU	11.3	21-4½	43-1	5-10	52.1	15.7	140-0	11-9	175-4½	4:59.2
AAU 1948	11.2	21-6½	42-6½	6-0	51.0	15.1	139-7¼	11-6¼	157-3½	4:55.2
Olympics	11.2	21-8¼	42-9½	6-1¼	51.7	15.7	144-4	11-5½	165-1	5:11.0
AAU 1949	11.3	22-4½	45-3	6-¼	51.3	15.0	150-11	11-6¼	177-11	4:58.2
v. Scan	11.4	22-3½	44-6¼	6-0	51.8	15.3	140-8½	12-1½	172-4	5:02.0
Practice	10.8	21-11	49-8	5-10	51.9	15.0	134-1	12-0	162-8	4:54.1
AAU 1950	10.9	23-3¼	47-6¼	6-3/4	51.0	14.7	146-5	13-3/4	182-4½	5:05.1
Swiss Ch.	11.1	21-4¼	45-10½	5-11	52.7	15.3	149-4	11-9½	160-4	4:57.6
AAU-OT 52	10.8	23-5½	49-11	6-23/4	50.8	14.6	157-11½	12-3½	193-10½	4:55.3
Olympics	10.9	22-10½	50-2¼	6-27/8	50.2	14.7	153-10	13-1½	194-½	4:50.8
In-service	11.0	22-8¼	50-4¼	5-11½	51.9	14.9	160-2¼	11-11½	204-1	dnr

### RAFER JOHNSON: THREE TIME WORLD RECORD BREAKER

At the age of 16, Rafer Johnson traveled 25 miles from his home in Kingsburg, California, to Tulare. There he saw Olympic champion Bob Mathias set a world record in qualifying for his second Games. Then and there, concluding he could have beaten most of the 26 contestants, Johnson decided to become a decathlon man. In just three years he owned the world record, breaking Mathias' mark. He broke it twice more, finished second in the 1956 Olympics and capped a remarkable career by winning the 1960 classic. In seven years he competed only 11 times in the 10-eventer but he left an indelible mark.

Johnson lost two of his 11 meets. One was his debut when he entered the 1954 AAU as a recently graduated high schooler and finished third. The other came in the 1956 Olympics in which he was favored. But he reinjured a knee practicing in Melbourne and then tore a stomach muscle in the decathlon long jump. Thus hampered, Johnson could not seriously challenge Milt Campbell, 1952 runner-up who was at his best, scoring a new Olympic record and coming within 48 points of Johnson's world mark. Even so, Rafe was a strong second and when he won at Rome his gold-silver medal count became, and still is, equal second (with Campbell) to Mathias' two golds.

A four sport star at Kingsburg High, Johnson won two prep decathlons before he turned to the international event. He totaled 6329 points (62 table) in his debut, then enrolled at UCLA. As a frosh he won the qualifying meet for the 1955 Pan Am Games with 7055 then won the Games (Mexico City, March 18-19) with 7144. Improving rapidly, Rafer went home for the Central California AAU and rewarded his friends and neighbors with an unexpected world record of 7758 (June 10-11). He starred in several events and competed in many but never did the decathlon for more than a year. The AAU and Olympic Trials meet was captured with ease, 7591 points at Crawfordsville, Indiana, July 13-14. Then he lost the Olympics (November 29-30). Held back by his bad knee, Johnson had no decathlons until June 24-25, 1958 when he won an invitational in Kingsburg with 7525. The AAU (Palmyra, N.J., July 4-5) was captured with 7595 points and in Moscow, against the Soviet Union, Johnson reclaimed the world record from Vasiliy Kuznyetsov, scoring 7896 on July 27 and 28. 1959 was a bad year as Rafer had leg trouble, suffered a bad back injury in a head-on auto collision, and once again lost the world mark to Kuznyetsov. He could not even jog until February, 1960, took his first sprint starts in April and long jumped for the first time in June. But on July 8-9 in Eugene, Oregon, for the AAU-Olympic Trials, Johnson scored his third world best. It was 8683 on the 1950 tables and 8063 on today's figures, the first over 8000 points. Then it was on to Rome, Sept. 5-6, where he turned back a determined challenge by teammate (UCLA) C. K. Yang to win with 8001. That was the end of a decathlon career which saw him produce event bests of 10.5, 24-9½, 52-0, 6-2½, 14.2, 170-6, 13-5½, 238-2 and 4:49.7. In open competition he ran 10.3, jumped 25-5 3/4, put 54-11½, hurdled 13.8m, threw the discus 172-3 and the javelin 251-9½.

As the individual marks will testify, Johnson would have been a great success had he never heard of the decathlon. As a frosh he ran 14.0 to tie the U.S. freshman record and ran the lows in 22.9, fastest time in the world for 1955. In the 1956 NCAA he ran 13.8 against a wind to take second to Olympic-champion-to-be Lee Calhoun and jumped 25-4 to place second to soon-to-be Olympic winner Greg Bell. By the end of the year only two hurdlers in history were faster than decathlete Johnson in both hurdles. He qualified for the Olympics in the long jump but had to drop out with the bad knee. In 1958 a badly pulled thigh muscle forced him to concentrate on the weights and he responded with the greatest weight triple ever, 54-11½, 170-9½, 237-10. The decathlon marks:

AAU 1954	11.1	20-7	39-7½	5-9½	51.5	15.5	122-7½	11-4	163-9½	5:29.6
PAG Qual.	10.6	23-11½	43-4	6-0	49.3	15.2	135-6	11-11½	170-8	5:23.0
Pan Am	10.8	23-7	44-3/46-2½		50.9	14.9	149-9	12-1½	175-9	5:47.5
CC AAU	10.5	24-7	45-3½	6-7/8	49.7	14.5	152-10	12-8½	193-10	5:01.5
AAU-FOT 56	10.6	23-2½	49-8½	6-7/8	47.9	14.4	149-5	11-5½	182-4½	5:12.4
Olympics 56	10.9	24-1	47-6	6-0	49.3	15.1	138-4½	12-9½	197-9	4:54.2
Inv. 58	10.6	23-3½	50-5½	5-2½	48.7	14.2	157-10½	11-0	209-9	5:02.0
AAU 58	10.6	22-5½	50-2½	5-10	48.3	14.8	154-11	12-6	201-9	5:14.7
v. SU 58	10.6	23-6½	48-2½	5-11	48.2	14.9	160-11½	12-11½	238-2	5:05.0
AAU-FOT 60	10.6	24-9½	52-0	5-10	48.6	14.5	170-6	13-¾	233-3	5:09.9
Olympics 60	10.9	24-1½	51-11	6-7/8	48.3	15.3	159-1	13-5½	228-10½	4:49.7



## SECTION II

### 1974 DECATHLON REVIEW

PAGE	7	Kansas Relays, 1974
	8	Late Afternoon, European Champs, NCAA I
	9	AAU Championships, 1974
	10	Three-way International (USA/USSR/W.Ger)
	11-12	1974 US Decathlon meet winners
	13-16	1974 US Citizen Performers and Performances
	17	U.S. Ranking, 1974
	18	World Ranking, 1974
	19	World List, 1974
	20-21	Profiles, US Decathletes
	22	"A Boy and His Dog" by Jon Hendershott

# KANSAS RELAYS

# Jenner Jolts With 8240

from Carol R. Swenson

Lawrence, Kans., April 17-20—Directing the Kansas Relays can be like playing Russian roulette. The weatherman holds his forecast up against Bob Timmons' head, spins it and fires. In 1974, Timmons lost.

A torrential downpour, mixed with hail, washed away hopes for any outstanding marks on Saturday and even dampened memories of the great decathlon feat which had taken place at Memorial Stadium two days earlier.

The 10 events hardly were billed as world class. In all probability most eyes were cast on Jan Johnson, the former KU vaulter, who is trying his wares in the decathlon this year. However, two of the entrants were Olympians in 1972 and after the first day, the stage was set for an exciting finish as Bruce Jenner led Jeff Bennett by 81 points. Jenner is a notoriously fast finisher and when the former Graceland NAIA winner had 4097 after the first five events, the forecast was—watch out!

After grabbing personal bests in the long jump, shot put and 400 on Wednesday, Jenner went to work on the Thursday to round up three more PRs (14.7, 152-8, 4:15.3) and equal another (15- $\frac{1}{4}$ ) for history's best second day (4135), replacing Nikolay Avilov's 4109. Jenner totaled 8240 for two days and ranks fifth on the all-time world list. Only Bill Toomey tops him on the US list. Bennett finished with 7939 and Bill Hancock grabbed a PR 7419.

"I knew I was in good shape," the 25-year-old decathlete said, "in fact I felt good in all the events. My momentum started rolling after a couple of events and I didn't even bother to look at the scorer's table. I felt good and just wanted to do well in each event. My leg is a little sore, but winning heals a lot of wounds."

Jenner, now living and training in San Jose, Calif., went to Kansas figuring he could tally 7900 according to San Jose CC coach Bert Bonnanno. "He was concerned about Bennett," reveals Bonnanno, "who has been his nemesis in the past. I told him that was then and he should be prepared to handle himself when he beat Jeff. He went to Kansas with a very positive frame of mind."

By the time the meager gathering of 6500 folded their umbrellas and went home on Saturday, Jenner's mark was already stored away in the KU archives. He didn't figure in athlete of the meet honors, which went to Kenyan Phillip Ndoo, who ran in a workhorse number of races—five.

The sophomore from Eastern New Mexico warmed up with a six mile run-away on Thursday (28:22.2), ran a leg on the fourth place four mile relay on Friday and finished on Saturday with a three mile win (13:37.4), a leg on the victorious CD two mile relay and was in contention in the steeple until a twisted ankle slowed him to



BRUCE JENNER

seventh.

"I wasn't fresh for the steeple," he noted with a big understatement. "I felt the effect of many races in my legs, but not in my heart." He said he ran a lot of races in preparation for the NAIA championships.

With the majority of the relay races scheduled for Saturday, only the four-mile baton event escaped the storm which started early Saturday morning and continued throughout the day. Pre-meet plans showed Texas Relays champ Kansas State as the odds-on favorite. But Nebraska hadn't been informed and after two legs was running neck-and-neck with the 'Cats.

Then junior Don Akin decided to put the Huskers where they belonged—and that was 20 yards in arrears—with his 4:01.9 third leg. Soph Jeff Schemmel anchored the 16:25.2 win and kept alive K-State's hopes for a Relay Circuit triple crown. Lennie Harrison did the same for the 'Cats on Saturday in the two mile chase. The event began shakily when the start was called back twice due to spills on the first curve. The waterfall start was changed to a one-turn stagger and the rain continued to pepper the runners.

Grabbing the stick 1.1 behind Oklahoma State's anchorman John Holderman, Harrison ran his own race and turned in a powerful stretch drive (1:53.1) to keep Kansas State's hopes alive for a double sweep on the Circuit, turning back the Sooners 7:33.8 to 7:34.0.

Missouri's hopes for a distance medley sweep were squelched by both K-State and Illinois as anchorman Mike Durkin jumped Charlie McMullen and Schemmel to carry Illinois to a 9:47.8 win with his 4:01.1 carry. Schemmel battled back to edge McMullen at the wire as both Big 8 schools turned in 9:48.2.

Fellow Kenyan Mike Boit joined

Ndoo as a star for Eastern and pulled the Greyhounds to two mile (1:52.8), sprint medley (1:47.1) and distance medley (4:04.5) victories. Boit was 45 yards behind while anchoring the distance medley, caught up quickly with a 54.7 first lap, battled hail and rain as he sped 1:59.7 and then won by 12 yards.

"I'm not afraid of losing when I push the pace," Boit said after his fine effort. "I feel I can run a 1:45 800 any time I want to. I still don't feel I have the stamina for a good mile."

The individual events were hampered by the rotten weather as well. The featured Cunningham Mile was damaged with Tony Waldrop pulled out due to an ear infection. Rick Wohlhuter won a slow 4:08.1 from Byron Dyce (4:10.1).

LSU's Larry Shipp had a strong wind at his back and was out well in the highs. His only challenger, Kansas State's Vance Roland, was still amid-ships by the second barrier but fell and gave Shipp clear sailing to a 13.1, a time only Rod Milburn and Tom Hill have equaled, windy or otherwise.

Two individuals were left in contention for a Texas-Kansas-Drake sweep—discus thrower Marshall Smith won here with 194-11; Larance Jones toured one lap in 46.1, but the latter event isn't scheduled for Drake.

April 19(a)-20(b)—attendance 2500(a)-6500(b); light to heavy rain all day Saturday with some hail—University Division: 100(b, w), G. Pouncy (SMU) 9.2; 2. J. Pouncy (SMU) 9.2; 3. Holman (Drake) 9.3; 4. Osei-Agyeman\* (En III) 9.3; 5. Walker (Colo St) 9.3. Mile(a), Durkin (III) 4:01.0; 2. Bentley\* (SD St) 4:03.1. 3M(b), Ndoo\* (En NM) 13:37.4; 2. Norton (SW Mo) 13:40.2. 6M(4/18), Ndoo\* 28:22.2. HH(b, w), Shipp (LSU) 13.1; 2. Gipson (Lamar) 13.4; 3. Jones (Tex A&M) 13.6. Heats (a), II-1. Gipson 13.7. V-1. Shipp 13.8. Semis(a): I-1. Gipson 13.6; 2. Robinson (Tex) 13.6; 3. Vandaveer (Kans) 13.7; 4. Roland (Kans St) 13.8. IH(a), Gipson 51.2; 2. Haley (Lincolnland CC) 51.5. PV(a), Jernberg\* (NM) 16-10; 2. Porter (Kans) 16-4. LJ(b, w), Seay (Kans) 26-9; 2. Bolin (Purdue) 26-6; 3. Adams\* (Colo) 26-1; 4. Ehizuelen\* (III) 25-5. TJ(a, w), Craft (UCTC) 55-1; 2. Ehizuelen\* 54-6 (52-8; 54-6, f, f, 52- $\frac{1}{2}$ , f); 3. Fairfax (Mem St) 53-6; 4. Robins\* (Sn III) 53-1. SP(a), Stuart (Wn Ky) 64-5; 2. Dolegiewicz\* (Tex) 63-6; 3. LeDuc (Tex) 63-4. DT(b), Smith (Colo St) 194-11; 2. McGoldrick (Tex) 188-0; 3. Stadel (Rice) 184-3. HT(b), McCree (St Johns) 183-10. JT(b), Obee (Kans St) 237-8.

440R(b), Kansas 40.0 (Scavuzzo, Lewis, Lutz, Edwards); 2. Texas 40.6. 880R(a), Southern Illinois 1:24.1 (Smith, Erickson, Brown, Monroe). MileR(b), Texas 3:14.1; 2. Southern Illinois 3:15.4. 2MileR(b), Kansas State 7:33.8; 2. Oklahoma State 7:34.0. 4MileR(a), Kansas State 16:25.2 (Settle 4:08.3, Palmer 4:03.9, Akin 4:01.9, Schemmel 4:11.1); 2. Nebraska 16:27.2 (Chadwick 4:07.6, Speck 4:04.7, Hall 4:05.2, Unger 4:09.6). SpMedR(a), LSU 3:18.2 (Schlipf, Cobb, Mobley, Smith); 2. Southwestern Louisiana 3:18.9; 3. Texas 3:19.2. DisMedR(b), Illinois 9:47.8 (Brooks, App, Kaemerer 1:52.1, Durkin 4:01.1); 2. Kansas State 9:48.2; 3. Missouri 9:48.2.

Open Division: 100(a, w), Crockett (PPC) 9.3. 220(b, 8.6), Lutz 20.3; 2. J. Pouncy 20.6; 3. Burton (Purdue) 20.7; 4. Crockett 20.8; ... disq—Quarrie\* (BHS). 440(b), Jones (NE Mo) 46.1; 2. Mills (PPC) 46.9. Mile(b), Wohlhuter (UCTC) 4:08.1; 2. Dyce\* (Fla TC) 4:10.1. St(b), Timm (AIA) 8:42.2; 2. Gray (Ark St TC) 8:44.4; 3. McDonald (Kans) 8:50.0. Mar(b), Ziegler (Tulsa RC) 2:21:58. PV(d), Dias (BHS) 17-0; 2. Porter 16-6; 3. Jernberg\* 16-6. Dec(4/17-18), Jenner (unat) 8240 (11.0, 23-8 $\frac{1}{2}$ , 46-4, 6-6, 49.0, 14.7, 152-6 $\frac{1}{2}$ , 15.0, 209-10, 4:15.3); 2. Bennett (Eagle TC) 7939 (10.7, 24-1 $\frac{1}{2}$ , 38-7, 6-1 $\frac{7}{8}$ , 47.6, 15.1, 115-11 $\frac{1}{2}$ , 15-8 $\frac{1}{2}$ , 206-2, 4:15.1); 3. Hancock (Sn III) 7419 (11.0, 24-1 $\frac{1}{2}$ , 39-2, 6-9 $\frac{7}{8}$ , 51.0, 14.7, 133-10, 13-6, 157-0, 4:58.1).

College Division: 440R(b), Southeastern Oklahoma 41.5. 880R(a), Lincoln 1:26.8. MileR(b), Dallas Baptist 3:19.1. 2MileR(b), Eastern New Mexico 7:41.2. SpMedR(a), Eastern New Mexico 3:22.1 (M. Boit\* 1:47.1). DisMedR(b), Eastern New Mexico 10:00.6.

# DECATHLON Jenner Leads Four Over 7900

from John Zant

Santa Barbara, Calif., May 24-25—Bruce Jenner went home from a unique decathlon thinking he had placed second. His score, 7980 at that point, was the second-best in his career, but a PR 7997 had initially given Fred Samara the win.

As well, second-best evers by John Warkentin (7969) and Steve Gough (7930) resulted in the first meet ever in which more than two Americans exceeded 7900 points. And the meet wasn't a high-pressure affair but simply one of Santa Barbara's casual get-togethers to tune up for the AAU in mid-June.

But, in rechecking the scores several days later, officials uncovered an error in conversion of Samara's high jump mark. A mere eighth-of-an-inch cost him nine points and the victory. Jenner picked up 11 digits and the win. Warkentin's and Gough's performances checked out.

Still, Samara scored decathlon PRs in the 400, highs, discus and vault and equaled in the 100 and 1500. His total remained a career high.

Jenner, meanwhile, admitted it hadn't been a very good decathlon for him. After heaving the shot 47-1 and sprinting 48.5, PRs both, Jenner started day two with another life best, 14.5 in the highs. The driving music of a concert by the Grateful Dead in an adjacent stadium, echoed over the decathletes.

"Then I started thinking about points and pressing too much," said world leader Jenner, whose discus then fell off nearly 10 feet.

Jenner had problems in the vault, too and only made 13-11½ on his third clearance—his only successful vault of the day. But Samara got over 15-5½, his best. By this time, rock fans were swarming out from the concert; one looked through the trees surrounding the new Pauley Track and remarked, "Far out. That's higher than we got."

Samara had paced the field much of the first day, which saw Jeff Bannister pull a hamstring in the long jump, probably ending his season. Samara almost came to grief in the javelin but reached 187-7 on his third heave. Then the talk was how much was needed by the leaders in the 1500 to break 8000 points. Samara needed 4:36.9, world leader Jenner 4:14.5, Warkentin 4:16.3.

Samara came closer than anyone else with his 4:37.5. His initial reaction? (Expletive deleted.) "I'll pay \$100 to the timers for 4:36," he joked. His reaction to learning of the conversion error in his score went unrecorded. His 7980 moves him to 11th on the all-time national list.

Jenner, who won the 1500 with 4:19.6, said, "Not a bad decathlon, especially considering the events I blew. I must have lost 300 points in the last four events." If he hadn't lost those 300 points, his possible 8291 total would have been 51

points better than his 8240 surpriser of earlier this year.

"It's kind of rough to score that high and finish fourth," said an incredulous Gough.

"You guys are beautiful," said Cal-Santa Barbara Coach Sam Adams. The fine scores no doubt warm Adams' heart as he will coach the US 10-event team against the USSR and West Germany in Tallinn, USSR, Aug. 3-4.

1. Jenner (unat) 7991 (11.0, 22-10½, 47-1, 6-4, 48.5, 14.5, 142-8, 13-11½, 197-6, 4:19.6); 2. Samara (NYAC) 7988 (10.5, 23-11, 43-1½, 6-2½, 48.6, 14.6, 138-2, 15-5½, 187-7, 4:37.5); 3. Warkentin (BHS) 7969 (11.3, 22-5½, 45-11, 6-4, 48.3, 14.6, 151-9½, 14-3½, 205-0, 4:20.5); 4. Gough (CNW) 7930 (11.1, 24-8, 50-¾, 6-4, 50.7, 14.6, 158-11, 12-11½, 211-9, 4:43.3).

## EUROPEAN CHAMPIONSHIPS

Ryszard Skowronek had been training a lot for the pole vault and his work proved worthwhile, as his PR in the vault (16-8½) decided his 8207 triumph.

Twenty-one-year-old Guido Kratschmer, by achieving three personal bests the first day, had taken the lead over favorites Yves LeRoy and Skowronek. However, Kratschmer's known inconsistency in the discus and vault made him a dubious medalist.

Sure enough, after nine events Skowronek had taken the lead from LeRoy, (7624 to 7593) who cleared only 15-3 in the vault, with Kratschmer (7549), and Olympic medalists Ryszard Katus (7402), and Leonid Litvinyenko (7384) still medal possibilities.

LeRoy and Kratschmer improved their 1500 PRs by 9.5 and 5.5 seconds respectively and took second and third. LeRoy's 8146 and Kratschmer's 8132 were PRs for both, while Kratschmer and Litvinyenko (8122) were highest-ever score-for-place behind winner Skowronek, who also ran faster than ever.

The first four achieved PRs and provided the best-ever scores for the first four in the EC, although the depth was a little disappointing, no doubt partly caused by the many retirements during the competition. /Rooney Magnusson and Fulvio Regli/

FINAL(9/6-7): 1. Ryszard Skowronek (Pol) 8207 NR (10.97, 24-7, 42-11½, 6-4½, 47-90, 14.79, 141-11, 16-8¾, 210-5, 4:30.9); 2. Yves Le Roy (Fr) 8146 NR (10.95, 25-4, 43-10½, 6-6, 48.41, 15.04, 153-1, 15-3, 201-6, 4:35.5); 3. Guido Kratschmer (WG) 8132 (10.83, 24-11½, 44-6, 6-7½, 48.44, 14.29, 138-1, 13-9½, 208-7, 4:31.0); 4. Leonid Litvinyenko (SU) 8122 (11.14, 24-2½, 47-5½, 6-2½, 48.76, 14.64, 148-3, 14-5½, 213-7, 4:09.7); 5. Ryszard Katus (Pol) 7920; 6. Philipp Andres (Switz) 7863; 7. Sepp Zeilbauer (Aut) 7792; 8. Aleksandr Blinyayev (SU) 7742; 9. Eberhard Stroot (WG) 7704; 10. Regis Ghesquiere (Bel) 7591; 11. Edward Kozakiewicz (Pol) 7522; 12. Jean-Pierre Schoebel (Fr) 7486; 13. Ludek Pernica (Cze) 7456; 14. Heikki Kyosola (Fin) 7384; 15. Rafael Camp (Sp) 7024; 16. Roger Lespagnard (Bel) 6937; ... dnf—Lennart Hedmark (Swe), Raimo Pihl (Swe), Rinaldo Backman (Swe-BYU) & Rudolf Sigert (SU).

## NCAA CHAMPIONSHIPS

Swede Rinaldo Backman won a tense decathlon, whose competition was partially spoiled by the failure of Craig Brigham to negotiate his opening height in the pole vault.

Roger George, a senior at Fresno State who had lost by only five points in the 1973 NCAA to another BYU Swede, Raimo Pihl, chased Backman throughout the two days. He never caught him, the closest margin coming at the finish.

That ending 1500 was a classic decathlon match: George, the best distance runner in the field, trailed Backman by 241 points. He needed to win the closing run by 36½ seconds.

By 1320 yards the bespectacled George had built a 30-second edge. "I never thought I'd make it that last lap," Roger said. "I knew Backman was ahead of me in points, but I couldn't worry about him."

Backman, the stocky junior, showing little wear from 13 hours of competition on two humid Texas nights, sprinted the last lap to run 4:46.4, 5½ seconds (35 points) to spare. "I knew Roger was a good 1500 man," Backman said. "But I tried to keep my own speed. I was happy just to compete the two days. I haven't eaten a good meal the past two days."

Brigham might have been a factor if he had vaulted well, for he had gotten 1040 (16-3) in winning the Pac-8 in May. At his beginning 14-5½, Craig twice landed on the bar on the way down, both sandwiched around a crashing miss when he appeared to injure his tailbone.

The story of the first day had been Bob Coffman. Bob was red hot: second in the 100, long jump, shot, and 400; life-time bests in the LJ, HJ and 400; all that adding to a first-day 4120 to match Backman's former lead. "I hoped to be fifth or sixth after the first day," he said. "Hell no, I never thought I would be in first. I don't know how to explain why I had three personal records."

The top American trio of George, Mike Hill and Coffman edged the three Swedes, Backman, Bo Sterner and Christer Lythell, 23, 107 to 23,045. /Jack Pfeifer/

FINAL(6/4-5):  
1. \*\*Rinaldo Backman (BYU) 7874 (4120[1t], 3754) 10.67 23-8½ 42-3½ 6-8 3/8 49.7 15.25 146-7 14-1½ 203-11 4:46.4  
2. Roger George (Fresno St) 7839 (3979[3], 3860) 11.10 23-6½ 40-10½ 6-6½ 48.9 14.99 127-4½ 15-1½ 180-7 4:15.6  
3. \*\*Bo Sterner (Sn Cal) 7657 (3782[9], 3875) 11.01 20-6½ 45-4 6-5 5/8 50.8 14.57 157-7½ 14-1½ 194-9 4:43.2  
4. Mike Hill (Colo) 7645 (3914[5], 3731) 10.89 23-1½ 40-7½ 6-2 48.4 14.73 137-8 12-9½ 170-1 4:22.7  
5. Bob Coffman (Sn Cal) 7623 (4120[1t], 3503) 10.81 23-11½ 47-10 6-2 48.6 13.92 131-10 13-1½ 148-2 4:49.4  
6. \*\*Christer Lythell (BYU) 7514 (3913[6], 3601) 11.06 22-9½ 42-11 6-4 49.1 15.27 144-9½ 13-5½ 166-5½ 4:37.4  
7. Greg Hackney (Tex) 7475 (3808[8], 3667) 11.11 23-0 39-1½ 6-4½ 50.1 15.15 123-10½ 14-9½ 204-3 4:48.7  
8. \*Bill Hancock (Sn Ill) 7405 (3912[7], 3493) 10.97 24-¼ 36-8½ 6-8 3/8 50.6 14.68 133-1 14-9½ 157-1½ 5:05.6  
9. \*Ron Weber (B Green) 7140; 10. Ken Kring (Stanford) 7109; 11. \*\*Al Hamlin (Md) 7046; 12. \*\*Craig Brigham (Ore) 6737 (nh PV); 13. \*Joe Gent (Miss St) 6692; ... dnf—Sam Albanese (UCLA) 3 events.



# Record Second Day Boosts Jenner to Title

from Randy Hawthorne

Richmond, Va., June 14-15—Trailing in third place after the first day, Bruce Jenner put together the highest scoring second day in decathlon history to catapult him to his first AAU championship.

Jenner's 4181-point accumulation the second day here erased his own 4143 mark set earlier this year and his 8245 total upped his PR and world pacer by five points. His former best came at the Kansas Relays in April.

In four of Jenner's last six decathlons (Olympic Trials, Olympics, Kansas, AAU), he has run a 1500 PR—and this time he needed it to insure his victory over defender Jeff Bennett, who ended up second at 7913.

With his five-point PR boost, Jenner becomes history's fifth-highest scorer with the seventh-highest performance ever. His mark is the best ever by an American in championship or international competition.

The top six finishers qualify to meet the Soviets and West Germans in the USSR in August and the top two face just the Soviets in Durham. But Bennett indicated before the 10 events even started he wouldn't compete overseas, so seventh became an important place. As it turned out, the first six placers have all received their international baptism so seventh-placer Ron Evans will be the only international neophyte, assuming all others compete.

Fifteen decathletes answered the starter's commands for the 100 meters and Fred Samara sprinted off to an early lead with his 10.70 dash. Bennett was next at 10.91 with Jenner fifth at 11.15.

In the long jump, Jenner started letting off his fireworks. Steve Gough got the day's longest leap, 24-7½, but Jenner somersaulted sensationally, tumbling 24-¼. It was his life-best by four inches and the longest flip by an American in the short history of the style. Bennett, Samara, John Warkentin and Mike Hill all surpassed 23 feet. Fred Dixon, 7830 this year and sixth after the LJ, withdrew.

Gough's 49-1 was the longest in the shot and shot him into first with 2440, 33 up on Samara, while Jenner moved to third with his 47-½. Little Bennett's predictably short put, comparatively speaking, dropped him to fifth.

The top three remained unchanged after the high jump, but Ray Hupp moved from 11th to sixth after a 6-10¼ clearance. He tried three times for a world decathlon record 7-1¾, coming fairly close the first time.

Bennett used his one-lap power to the best advantage, sprinting 47.4 and pulling Jenner to a PR 48.2. At the overnight break, Gough maintained a slim four-point lead over Samara with 4089, with Jenner, Bennett, Evans and '71 winner Rick Wana-



AAU Champ Bruce Jenner

maker rounding out the top six.

But, because of Jenner's typically big second days, the meet was pretty much decided right then.

The Olympic 10th placer started his record day off fast with 14.7 in the hurdles. Only Gough (14.5) and Warkentin (14.6) were faster, with Bennett equal. Gough maintained his lead as Jenner moved into second, Samara third and Bennett fourth.

Lanky Wanamaker pushed Bennett from fourth with a 157-½ discus toss; Bennett's 121-7 dropped him to sixth as the top three were unchanged.

Jenner took over for good in the vault, as he cleared a decathlon best 15-9, the same as Bennett. Rex Harvey got over

15-5 and Samara threatened Gough for second, his 15-1¼ moving him to within a point of Steve. Bennett moved up a place to fifth.

In the javelin, Jenner's spear stabbed down at 212-4½; only Ron Evans' 220-3 whip was better. Jenner thus widened his lead over the field.

So it came down to the 1500 and the inevitable figuring: what was needed to break 8000 points? Jenner would need about 4:15 to top Bill Toomey's meet record, the one-time world record 8234, and around 4:18 to set a new second-day record.

Bennett, too, needed a fast time to pull out second place, so neither had to worry about getting a fast pace. They both would be out there.

Bennett jumped to the front right away and passed the first lap in 66.5, with Jenner a half-second back. But Jeff slowed in the second go-round and Jenner gained so that he went by two laps just 0.2 behind Bennett's 2:21.0.

The pace continued to slow, so Jenner yelled for Bennett to pick it up. But he couldn't, so with about 500 yards left Jenner took off.

He passed the three lap post in 3:29, two seconds ahead of Bennett. Jenner turned on the steam in the last 330 to finish with his fourth PR of the meet, 4:13.6. Bennett came home 8.1 seconds later to claim second. Considerable shuffling of final places occurred because of the 1500: Gough went from second to fifth, Warkentin sixth to fourth and Wanamaker fourth to sixth.

With his victory accumulation, Jenner claims a new world age 24 record; besting his 8240. He now has two scores over 8200 points in his career; only Bill Toomey has more (six) with Joachim Kirst and Kurt Bendlin also claiming a pair. Only Toomey and Jenner have been over 8200 twice in a year.

1. Bruce Jenner (unat)	8245 (4064[3], 4181)
11.15 24-¼ 47-½ 6-3¼ 48.2	
14.7 144-8 15-9 212-4½ 4:13.6	
2. Jeff Bennett (Eagle TC)	7913 (3976[4], 3937)
10.91 23-5¼ 40-6¼ 6-2 47.4	
14.7 121-7 15-9 201-5¼ 4:21.7	
3. Fred Samara (NYAC)	7852 (4085[2], 3767)
10.70 23-7 42-9¼ 6-5 5/8 49.1	
15.2 135-1 15-1¼ 189-2 4:37.3	
4. John Warkentin (BHS)	7837 (3878[7], 3959)
11.32 23-5¼ 44-2¼ 6-2 48.9	
14.6 146-4¼ 13-9¼ 204-¼ 4:21.9	
5. Steve Gough (CNW)	7786 (4089[1], 3697)
11.31 24-7¼ 49-1 6-6¼ 50.3	
14.5 142-11¼ 13-5¼ 198-9¼ 4:54.4	
6. Rick Wanamaker (unat)	7689 (3907[6], 3782)
11.38 21-5 48-4¼ 6-9 1/8 50.4	
14.8 157-¾ 14-1¼ 202-6¼ 4:59.2	
7. Ron Evans (BHS)	7635 (3922[5], 3713)
11.22 22-3¼ 46-11¼ 6-5 5/8 49.8	
16.3 135-6¼ 14-9¼ 220-3 4:43.6	
8. Mike Hill (Colo)	7472 (3823[8], 3649)
11.10 23-6 40-3¼ 6-7/8 49.1	
15.1 135-3 12-5¼ 184-0 4:23.1	
9. Ray Hupp (Ohio TC) 7249; 10. Rex Harvey (USAF) 7102; 11. Jim Sobiesczyk (CW) 6931; . . . dnf	
—Dave Bahr (unat) 6510 8 events; Carl Wood (Richmond) 5291 8 events; Gene Miller (FTC) 4656 8 events; Fred Dixon (BHS) 1610 2 events.	

### 3-WAY DECATHLON

# Jenner Does It Again: 8308

Tallinn, USSR, Aug. 3-4—Bruce Jenner made the US's first appearance ever in team decathlon competition a memorable one as he tallied the fourth-highest score in history, 8308, to easily outdistance leading 10-eventers from the USSR and West Germany.

The meeting between three of the world's strongest decathlon nations was the first of its kind for the US and, despite finishing second in the team standings to the tough, depth-laden Soviets, enthusiasm for the meet ran high among the Americans.

"Everyone from the USSR and West Germany is very anxious to continue the series and we are, too," said US coach Sam Adams. Jenner enthused, "I really like team decathlon. There was great enthusiasm among all the athletes; everyone tried to help everyone else."

Already the world leader before the meet (8245), Jenner moves to fourth all-time among both performers and performances. He has the top three accumulations this season (8308, 8245, 8240) for an 8264 average. Only US recordman Bill Toomey had ever scored three 8200-plus scores in a season before—and only Toomey and Jenner have ever done it in a lifetime. Jenner's marks stand fourth, eighth and ninth among all-time performances.

While Jenner was a relatively easy individual winner, Estonian home-son Jaan Lember paced his Soviet team to victory with 7865 in second. The Soviets' top seven men totaled 46,812 to 46,369 for the US and 45,469 for West Germany. Other Americans: Steve Gough 7789 (8th), Fred Samara 7622 (12th), John Warkentin 7615 (13th), Ron Evans 7541 (14th), Rick Wanamaker 7494 (17th) and Mike Hill 7203 (24th).

Jenner started off with a 10.9 100 meters, "matching my PR. I was satisfied." In the long jump, he got plenty of stares from the Soviets, including Igor Ter-Ovanesyan, as he flipped 23-10½. "It was a super jump, the best I've ever felt," Jenner smiled. Teammate Evans also flipped, reaching 23-1¼—after only two weeks of work with the new style.

Jenner put the shot over 47 feet on all three throws, the longest taping 47-1½. Then came a 6-6 high jump and a near miss at a PR 6-7½; "I had the height but I took off too far out and came down on the bar." He closed Day 1 with 49.0 in the 400, dissatisfying since he wanted 48.5. But pesky backstretch winds, which prevailed both days, held everyone back. The highway-hard track was also not conducive to fast times.

"I was pleased overall," Jenner reflected. "I wanted 4100. After the first day, I never doubted I could win."

Meanwhile, Gough was going great



1500 ends Jenner's 8308.

until he pinched a neck nerve in the high jump. He had to be massaged throughout the rest of the meet. Samara hurt a foot in the long jump and Hill was feeling the effects of being sick on the trip to Tallinn.

As the second day began, Jenner was stretching—literally a minute before the hurdles—when a young fan ran from the crowd (estimated at sellouts of 10,000 both days and knowledgeable and enthusiastic for all athletes) and handed him a card. "He had figured out what I needed to break the world record," Jenner said. "14.5, 158, 15-9, 224 plus and 4:14. I just put it in my bag and ran the hurdles." He ran 14.7, at least as fast as he has run in every meet this year.

In the discus, Jenner exploded. His three throws all exceeded 160 feet, although one was a foul; his 161-1 best topped his decathlon PR by 8-3. "The disc has been an event that has been sitting back and waiting all year," he said. "Plus there was a left-hand wind for the first time I can remember."

The vault proved to be the turning

point for Jenner. "After the discus, I started thinking about the record and I went back and found that card and saw I was closer than I suspected," he said. Adams confirmed, "He was on the road for seven events, but the vault did it." Jenner scaled 15-5, a mark exceeded by only one other decathlete and matched by Samara and one other. "There was gusting wind so you had to wait," he said, "but you started thinking more about the wind than vaulting. At 15-9 I was coming up under the bar and then landing on it." Adams said, "His earlier jumps were 16 footers but he needed a heavier pole than the one he jumped on at 15-9."

The tricky wind hindered the javelin. "You had to be lucky to hit one," Jenner said. "My first throw was too high; 208-4. On the second I got psyched, really ripped down to bomb it but the tail hit the ground and it fell short. My last was about 200. The jav didn't go too well."

In the climactic 1500, Jenner would have needed 4:03.4 to break Nikolay Avilov's 8454 world mark, but even Jenner couldn't summon that. "I never seriously considered 4:03," he admitted. "Nobody was running well and I just wanted a good score. There will be other times for the record. I wanted 4:15 because that would have put me over 8319 and moved me ahead of Kurt Bendlin all time. The pace felt slow and I tried to pick up but there was nothing. 4:22.7 is my slowest time of the year."

Adams explained, "I think a combination of the cool weather, large fields and the hard track held everyone down. I think that hard surface took more out of their legs than they realized. Also I think our kids were really up for this one, almost too tight. All except Bruce. He made himself settle down and relax and he concentrated on his own performances. He's a tough nut."

Jenner said, "Right after, I was disappointed but the more I thought, the better I felt. Actually, when I thought about the world record, it sort of scared me. But I told myself not to rush it, there would be other times. Now I know I can run 8600. It would be nice to run 8500 next year and 8600 in 1976—85 in '75 and 86 in '76."

Said Adams, "There are still places Bruce can improve—the 100 and shot, get more consistent in the vault and javelin. One day he will put it all together and then watch out."

Jenner (unat) 8308 (10.9, 23-10½, 47-1½, 6-6, 49.0, 14.7, 161-1, 15-5, 208-4, 4:22.7); 2. Lember (SU) 7865 (11.0, 22-4½, 51-4½, 6-6, 50.4, 15.5, 147-2, 14-9½, 197-0, 4:35.0); 3. Litvinyenko (SU) 7857; 4. Kratschmer (WG) 7856 (24-6½, 14.4); 5. Grebenyuk (SU) 7854; 6. Stroot (WG) 7833;... 8. Gough (CNW) 7789 (10.8, 24-6½, 49-7, 6-3 5/8, 51.4, 15.0, 150-7, 13-5½, 193-5, 4:50.6);...

12. Samara (NYAC) 7622 (10.5, 23-0, 42-3, 6-1½, 50.2, 15.2, 134-4, 15-5, 191-1, 5:00.0); 13. Warkentin (BHS) 7615 (11.1, 22-3, 43-5, 6-2½, 49.7, 14.7, 143-0, 13-1½, 201-10, 4:31.6); 14. Evans (BHS) 7541 (11.1, 23-1½, 47-9½, 6-8 3/8, 52.1, 15.6, 137-9, 14-9½, 199-6, 4:33.4);... 17. Wanamaker (unat) 7494 (11.3, 21-7½, 47-8½, 6-8 3/8, 50.9, 14.9, 151-7, 13-1½, 198-10, 5:07.2);... 24. Hill (Colo) 7203 (11.0, 23-¾, 40-2¼, 6-1½, 51.1, 15.6, 118-7, 12-5½, 184-4, 4:27.8);... 29. Blinyayev 7104 (24-6½, 164-6, 3 jav fouls). Teams: 1. USSR 46,812; 2. US 46,369; 3. West Germany 45,469.

# 1974 U.S. DECATHLON MEET WINNERS

<u>date</u>	<u>meet, site</u>	<u>winner, affiliation</u>	<u>score</u>
1/26-27	LA St. Invt., L.A.	Mike Riddle, USMC	6899
3/22-23	Cal. Invt., Azusa	Mike Riddle, USMC	6918
3/27-28	Florida Relays, Gainesville	Fred Samara, NYAC	7707
3/29-30	UW Parkside USTFF, Kenosha	Paul Johnson, Racine	5853
4/5-6	Ohio Relays, Athens	Ray Hupp, Ohio TC	7322
4/5-6	Boston College Relays, Chestnut	Ross Newcomb, G Boston TC	6602
4/7-8	UNI USTFF, Cedar Falls, Iowa	Bill Cook, UNI	6130
4/7-8	SDSU Invt., Brookings, S.D.	Keith Quigley, S.D.St.	5773
4/8-9	USTFF Spring, Fresno	Roger George, Fresno St	7547
4/9-10	Easter, Santa Maria	Ken Kring, Stanford	6728
4/10-11	Texas Relays USTFF, Austin	Jeff Bennett, unat.	7789
4/10-11	Annathlon Decapolis, Annapolis	Colin Sargent, Navy	6223
4/12-13	Dogwood Relays, Knoxville	Russ Fritts, Tenn.	6980
4/12-13	The Meet, UCSB, Santa Barbara	Fred Dixon, BHS	7830
4/12-13	Penn-Princeton dual, Phila.	Mark Mondschein, Penn	6925
4/13-14	UCLA-Ore dual, Sp, Los Angeles	Ron Evans, BHS	7938
4/17-18	Kansas Relays, Lawrence	Bruce Jenner, unat.	8240
4/18-19	Ohio State Relays USTFF, Columbus	Ray Hupp, Ohio TC	7322
4/19-20	AC, Salem, Ore.	Brian Lucas, Ore St.	6774
4/19-20	USTFF UW, Parkside	Paul Johnson, DuPage	6305
4/24-25	Penn Relays, Philadelphia	Fred Samara, NYAC	7864
4/24-25	Drake Relays USTFF, Des Moines	Rick Wanamaker, unat.	7543
4/26-27	Oregon Twilight, Eugene	Jeff Bannister, OreTC	7307
4/26-27	UICC USTFF, Chicago Circle	Jim Howell, Ball St.	6548
4/27-28	Mt. SAC Relays, Walnut	Steve Gough, CNW	7863
5/10-11	WAC Champs., Albuquerque	Runald Backmun, BYU	7449
5/15-16	Southeatearn Conf, Gainesville	Wayne Hicks, Alabama	7084
5/15-16	Mid-American Conf, Kent	Ron Weber, Bowling Green St	7206
5/16-17	Far Western Conf, Oakland	Richard Mulligan, SF St	6561
5/17-18	Pac-8 Champs., Los Angeles	Craig Brigham, Oregon	7636
5/17-18	PCAA Champs, Fresno	Roger George, Fresno St	7376
5/17-18	CCAA Champs, Northridge	Paul Fink, Fullerton St	6825
5/17-18	NAIA District III, Redlands	Steve Alexander, SCC	6605
5/17-18	USTFF Eastern, Emmitsburg	Rex Harvey, USAF	7306
5/17-18	USTFF Age Group, UW Parkside	Bob Lawson, UW, Parkside	5962
5/19-20	Regional AAU Jr., Emmitsburg	Don Blewitt, Richmond TFC	5678
5/21-22	Oklahoma USTFF, Norman	Jeff Bennett, unat.	7332
5/21-22	USTFF Intermountain, Logan	Barry Lines, Utah St	5830
5/22-23	IC4A Champs, Morgantown	Brad Stephan, Navy	7387
5/23-24	NAIA, Aradelpia	James Herron, Cameron St.	6939
5/24-25	Late Afternoon, UCSB, Santa Bar	Bruce Jenner, unat.	7991
5/24-25	NJCAA, Pasadena, Texas	Mike Anderson, Brevard	6224
5/27-28	NCAA II, Charleston, Ill.	Paul Fink, Fullerton St	7067
5/27-28	NCAA III, Charleston, Ill.	Jim Baum, Ashland	7030
5/30-31	HS Dec, Pittsburgh	Kowal, Ambridge HS, Pa.	6246
5/31-6/1	Cal JC Champs, Santa Maria	Carlos Garcia, Glendale JC	6650
6/4-5	NCAA I, Austin	Runald Backmun, BYU	7874
6/13-14	National AAU Jr, Richmond	Russ Fritts, Tenn.	6677
6/14-15	National AAU Sr, Richmond	Bruce Jenner, unat.	8245
6/19-20	N. Thurston Invt, Seattle	Mike Radford, Hall HS, Wash	6175
6/26-27	AC, San Jose	Bob Slover, BHS	6893
7/17-18	Summer, West Seattle	Steve Gough, CNW	7551
5/30-6/1	USTFF, Wichita	John Whitson, GCTC	7328
6/28-29	New Jersey AAU, N Brunswick	Rick Hoolko, Mt St Mary's	5883
5/20-21	Businessmans Dec, Porterville	Mark Stephen, Porterville C.	6040
8/24-25	Maine AAU, Waterville	Lloyd Sigler, Club East	6299



# 1974 DECATHLON MEET WINNERS (CONTINUED)

<u>date</u>	<u>meet, site</u>	<u>winner, affiliation</u>	<u>score</u>
8/2-3	National AAU Masters, Santa Maria		
	(40-49)- 39"h	Bruce HescocK, Beth'y, Ct	5987
	(50-59)- 36"h, 12lbSP, 1.06kg disc	Pete Fetter, R Bch, Ca	3722
	(60-69)- 30"h, 8lbSP, 1.0kg disc	Bud Deacon, Honolulu	3749
8/6-7	AC, Salem, Ore.	John Reed, Oregon	6773
8/23-24	Central Coast, Santa Maria	Don Bajema, BHS	6837
8/10-11	Nittany Valley, U Park, Pa.	Brian Mondschein, Wash.	6911
9/?	Eastern Mich Fall, Ypsilanti	Mike Arnold, EMU	5881
10/25-26	West Georgia USTFF, Carrollton	Jeff Huggins, Kentucky	7037
	(61 meets)		

(Results unavailable from South Carolina USTFF, Greenville;  
Michigan USTFF, Flint; Maine AAU; Rider USTFF, Trenton;  
USTFF Southwestern, Andrews; Colorado USTFF, Boulder;  
USTFF Winter, Glendale, and others.)

## International Meets for U.S. competitors.

6/28-29	USA vs USSR Junior, Austin	Vladimir Buriakov, USSR	7606
8/3-4	USA-USSR-W Germany, Tallinn	Bruce Jenner, USA	8308
8/10-11	AC, Linz, Austria	Sepp Zeilbauer, Austria	7627

## Pentathlons

5/4	UCSB, Santa Barbara	John Warkentin, BHS	3798
6/15	National AAU, Lawrenceville	Jack Carter, NYAC	3402
7/13	UCSB, Santa Barbara	Fred Dixon, BHS	3871

## All-Around

6/15	National AAU All-Around, Waterv'e	Lloyd Sigler, Club East	7549
------	-----------------------------------	-------------------------	------

# 1974 U. S. CITIZEN PERFORMERS AND PERFORMANCES

(Score, name, affiliation--including class for collegians, height, weight, birthdate, placing in competition, meet, site, date--of second day)

8308	JENNER, BRUCE, unat	6-2 188 102849	1	v SU, WG	Tallinn	8/4
	10.9 23-10½ 47-1 3/4 6-6 49.0 14.7 161-1 15-5 208-4					4:22.7
8245	Jenner		1	AAU	Richmond	6/15
	11.15 24-½ 47-½ 6-3½ 48.2 14.7 144-8 15-9 212-4½					4:13.6
8240	Jenner		1	Kansas R	Lawrence	4/18
	11.0 23-8½ 46-4 6-6 49.0 14.7 152-6½ 15-0 209-10					4:15.3
8033	DIXON, FRED, BHS	6-4 186 110549	1	Last Chance	StBarbra	9/8
	10.6 23-6½ 46-½ 6-6 49.2 14.7 149-1 12-11½ 225-6					4:38.6
7991	Jenner		1		StaBarbra	5/25
	11.0 22-10½ 47-1 6-4 48.5 14.5 142-8 13-11½ 197-6					4:19.6
7988	SAMARA, FRED, NYAC	6-0 176 040650	2		StaBarbra	5/25
	10.5 23-11 43-1½ 6-2 3/4 48.6 14.6 138-2 15-5 3/4 187-7					4:37.5
7969	WARKENTIN, JOHN, BHS	6-2 194 021747	3		StaBarbra	5/25
	11.3 22-5 3/4 45-11 6-4 48.3 14.6 151-9½ 14-3½ 205-0					4:20.5
7939	BENNETT, JEFF, Eagle TC	5-8 152 082948	2	Kansas R	Lawrence	4/18
	10.7 24-1 3/4 38-7 6-1 5/8 47.6 15.1 115-11½ 15-8½ 206-2					4:15.1
7938	EVANS, RON, BHS	6-2 210 031550	1	UCLA-OreSp	LAngeles	4/14
	10.8 23-1½ 48-10 3/4 6-10 50.3 15.5 144-10 14-6 198-6					4:41.6
7930	GOUGH, STEVE, Club NoWest	6-3 205 032648	4		StaBarbra	5/25
	11.1 24.8 50-½ 6-4 50.7 14.6 158-11 12-11½ 211-9					4:43.3
7913	Bennett		2	AAU	Richmond	6/15
	10.91 23-5½ 40-6 3/4 6-2 47.4 14.7 121-7 15-9 201-5½					4:21.7
7864	Samara		1	Penn R	Philadela	4/25
	10.6 22-9½ 43-10 5-11 3/4 48.9 14.6 142-10 15-5 3/4 192-8½					4:38.9
7863	Gough		1	Mt SAC R	Walnut,C	4/28
	11.1 24-6½ 48-9 3/4 6-10½ 51.3 14.9 156-11½ 13-7 194-9					4:58.9
7852	Samara		3	AAU	Richmond	6/15
	10.70 23-7 42-9 3/4 6-5 5/8 49.1 15.2 135-1 15-1½ 189-2					4:37.3
7839	GEORGE, ROGER, Fresno 74	6-1 180 022652	2	NCAA	Austin	6/5
	11.10 23-6 3/4 40-10½ 6-6 3/4 48.9 14.99 127-4½ 15-1½ 180-7					4:15.6
7837	Warkentin		4	AAU	Richmond	6/15
	11.32 23-5½ 44-2½ 6-2 48.9 14.6 146-4½ 13-9½ 204-½					4:21.9
7830	Dixon		1	The Meet.	StaBarbra	4/13
	10.7 23-3½ 46-9 6-6 49.6 15.1 146-2 12-1 3/4 224-5					4:43.2
7789	Bennett		1	Texas R	Austin	4/11
	10.5 22-10½ 40-8½ 6-0 48.4 15.2 124-6 15-3 207-2½					4:29.7
7786	Gough		5	AAU	Richmond	6/15
	11.31 24-7 3/4 49-1 6-6 3/4 50.3 14.5 142-11 3/4 13-5½ 198-9½					4:54.4
7784	Gough		8	v SU, WG	Tallinn	8/4
	10.8 24-6½ 49-6 3/4 6-3 5/8 51.4 15.0 150-7 13-5½ 193-5					4:50.6
7707	Samara		1	Florida R	Gainesvl	13/28
	10.8 24-3 40-9 3/4 6-4 3/8 49.5 15.0 133-5 14-6 187-0					4:42.3
7689	WANAMAKER, RICK, unat	6-9 210 032048	6	AAU	Richmond	6/15
	11.38 21-5 48-4 3/4 6-9 1/8 50.4 14.8 157-½ 14-1½ 202-6½					4:59.2
7669	Bennett		2	Penn R	Philadelph	4/25
	10.8 23-½ 38-4 3/4 5-11 3/4 47.7 15.4 119-3 15-5 3/4 191-2					4:21.4
7645	HILL, MIKE, Colorado 74	5-9 178 50	4	NCAA	Austin	6/5
	10.89 23-1½ 40-7½ 6-2 48.4 14.73 137-8 12-9½ 183-2½					4:22.7
7639	Warkentin		2	The Meet	StaBarbra	4/13
	11.3 22-9½ 43-4½ 6- 7/8 50.2 14.6 149-2 13-3½ 204-9½					4:27.8
7636	BRIGHAM, CRAIG, Oregon 76	6-½ 193 050654	1	Pac 8	LAngeles	5/18
	11.2 21-8 48-7½ 6-6 3/8 52.0 16.1 150-6 16-3 192-2					4:47.9
7635	Evans		7	AAU	Richmond	6/15
	11.22 2203 3/4 46-11 3/4 6-5 5/8 49.8 16.3 135-6½ 14-9½ 220-34					4:43.6

7623 COFFMAN, BOBBY, So. Cal. 74 6-3 185 021751 5 NCAA Austin 6/5  
10.81 23-1 3/4 47-10 6-2 48.6 13.92 131-10 13-1½ 148-4½ 4:49.4  
7622 Samara 12 v SU, WG Tallinn 8/4  
10.5 23-0 42-3 6-1½ 50.2 15.0 134-4 15-5 191-½ 5:00.0  
7615 Warkentin 13 v SU, WG Tallinn 8/4  
11.1 22-3 43-5 6-2½ 49.7 14.7 143-0 13-1½ 201-10 4:31.6  
7560 CARTER, JACK, NYAC 6-1 185 3 Penn R Philadela4/25  
11.0 22-11 3/4 41-5 6-3 3/4 49.7 15.5 140-6 14-8½ 172-0 4:34.4  
7559 Warkentin 2 Linz, Aus 8/11  
11.4 22-6 44-6½ 6-2 49.0 15.1 140-0 13-9½ 198-1 4:35.3  
7551 Gough 1 Seattle 6/18  
11.4 23-9 47-7 3/4 6-6 52.5 14.9 159-2 13-6½ 168-8 4:47.4  
7547 George 1 Spring Fresno 4/9  
11.2 22-2½ 40-1½ 6-6 50.6 15.0 122-2 15-0 184-8½ 4:22.3  
7543 Wanamaker 1 Drake R DesMoines4/25  
11.1 21-7 3/4 49-2½ 6-4 3/8 51.6 15.1 147-8½ 13-11 207-3½ 4:59.6  
7541 Evans 14 v SU, WG Tallinn 8/4  
11.1 23-1½ 47-9 3/4 6-8 3/8 52.1 15.6 137-9½ 14-9½ 178-3 4:56.0  
7508 ALBANESE, SAM, UCLA 74 6-0 170 041051 2 v. Oregon LAngeles 4/14  
11.0 22-7 46-1 6-6 50.3 15.2 123-10 15-8½ 140-½ 4:36.4  
7494 Wanamaker 17 v. SU, WG Tallinn 8/4  
11.3 21-7½ 47-8 3/4 6-8 3/8 50.9 14.9 151-8 13-1½ 198-9½ 5:07.2  
7475 HACKNEY, GREG, Texas 74 6-3 178 051650 7 NCAA Austin 6/5  
11.11 23-0 39-1½ 6-4 3/4 50.1 15.15 123-10½ 14-9½ 204-3 4:48.7  
7472 Hill, Mike 8 AAU Richmond 6/15  
11.10 23-6 40-3½ 6 7/8 49.1 15.1 125-3 12-5 3/4 184-0 4:23.1  
7419 HANCOCK, BILL, So. Ill. 75 6-2 165 020953 3 Kansas R Lawrence 4/18  
11.0 24-1 3/4 39-2 6-9 7/8 51.0 14.7 133-8 13-6½ 157-½ 4:58.1  
7405 Hancock 8 NCAA Austin 6/5  
10.97 24-½ 36-8½ 6-8 3/8 50.6 14.68 133-1 14-9½ 157-1½ 5:05.6  
7390 George 1 PCC Fresno 5/18  
11.42 22-½ 42- 3/4 6-3 5/8 50.9 15.23 121-0 14-8 3/4 188-7 4:26.7  
7387 STEPHAN, BRAD, Navy 74 6-2 185 051451 1 IC4A Morgantwn5/24  
10.4 22-5 3/4 38-2 6-4 48.8 15.1 115-1 129-9½ 177-2 4:40.8  
7357 Hill, Mike 2 MtSac R Walnut 4/28  
11.2 23-5½ 40-½ 6-½ 49.8 15.1 129-7 12-0 189-3 4:21.5  
7352 Hackney 3 Texas R Austin 4/11  
10.9 23-0 37-4½ 6-6 51.5 15.3 121-0 15-3 187-6 4:56.1  
7349 Albanese 2 Pac 8 LAngeles 5/18  
11.4 22-10½ 44-10½ 6-6 3/8 50.6 16.0 133-8 14-7½ 147-5 4:34.8  
7333 SOBIESCZYSK, JIM, Club West6-2 180 060148 2 LastChanceStaBarbara9/8  
11.3 21-11 3/4 41-½ 6-6 49.8 15.4 124-5 12-3 3/4 191-7 4:25.0  
7332 Bennett 1 Okla USTFFNorman 5/2  
11.2 22-1 39-10 3/4 5-11 5/8 51.0 15.4 117-9 15-8½ 205-6½ 4:37.5  
7328 WHITSON, JOHN, BRTC 6-0 180 051050 1 USTFF Wichita 5/29  
10.8 24-1 42-1½ 6-0 52.2 15.2 119-2 15-6½ 169-1 4:55.4  
7322 HUPP, RAY, Ohio TC 6-1 180 112849 1 Ohio St R Columbus 4/19  
11.2 21-3½ 45-7½ 6-10 3/4 51.3 15.9 135-8 12-9½ 174-9 4:41.0  
7307 BANNISTER, JEFF, Oregon TC 6-3 200 083045 1 Twilight Eugene 4/2  
11.3 21-8 44-7 3/4 5-11 50.7 15.5 146-3 12-11½ 173-0 4:21.8  
7306 HARVEY, REX, USAF 6-0 175 070646 1 En USTFF Emmitsbg 5/18  
10.6 21-11½ 40-9 5-10 7/8 49.9 16.2 130-6 15-1½ 158-4½ 4:35.6  
7293 Hupp 2 Drake R DesMoines4/2  
11.3 21-8½ 42-6½ 6-7½ 51.5 15.5 134-10½ 12-5 3/4 187-1½ 4:33.8  
7290 Coffman 3 Pac 8 LAngeles 5/18  
11.0 22-10 44-8 5-11½ 48.5 14.5 134-5 11-11½ 152-7 4:43.4  
7290 HAMLIN, ALLEN, Maryland 76 6-2 185 2 IC4A Morgantwn5/24  
10.6 23-11½ 39-4 6-6 50.5 14.4 90-11 13-5½ 162-8½ 4:46.1



7277	BAHR, DAVE, unattached	6-3 210 070651	2	USTFF	Wichita	5/29
	10.7 23-3½ 49-4½ 6-0 51.2 16.4 146-0 13-0	181-6 5:16.5				
7261	Whitson		3	Drake R	DesMoines	4/25
	11.2 22-3 41-9½ 5-10 7/8 52.4 15.7 121-7½	15-8½ 207-2 4:44.5				
7249	Hupp		9	AAU	Richmond	6/15
	11.34 21-4 44-11 6-10¼ 50.6 16.1 131-½	12-5 3/4 175-11 4:39.0				
7238	Brigham		2	Twilight	Eugene	4/27
	11.3 21-8 3/4 46-9½ 6-5 52.5 15.8 139-2	14-6 173-0 4:56.3				
7221	Hackney		4	Drake R	DesMoines	4/25
	11.3 22-5 3/4 38-5 3/4 6-4 3/8 51.2 15.2	109-9½ 15-3 194-1 4:50.3				
7206	WEBER, RON, Bowling Green 75	6-4 175 120553	1	MidAmerCon	Kent	5/16
	11.2 22-3½ 37-10½ 6-5 51.7 14.8 135-10	14-0 143-2 4:36.5				
7203	Hill, Mike		24	v. SU, WG	Tallinn	8/4
	11.0 23-½ 40-2¼ 6-1¼ 51.1 15.6 118-7½	12-5 3/4 184-4½ 4:27.8				
7192	Coffman		4	Texas R	Austin	4/11
	10.9 22-4¼ 47-0 5-11 49.8 14.3 138-2	11-6 151-7 4:54.8				
7140	Weber		9	NCAA	Austin	6/5
	11.26 23- 3/4 38-6¼ 6-4 3/4 51.2 14.76	130-1½ 12-1 3/4 148-6½ 4:32.2				
7126	Stephan		4	Penn R	Philadela	4/25
	10.7 21-11¼ 37-9 3/4 6-2¼ 48.0 15.5 110-0	11-6½ 170-9 4:29.7				
7109	KRING, KENNY, Stanford 74	6-½ 175 011752	10	NCAA	Austin	6/5
	11.29 23-9¼ 37-2½ 6-4 49.3 15.35 104-11	14-9¼ 147-3 4:35.5				
7102	Harvey		10	AAU	Richmond	6/15
	11.23 21-2 3/4 40-7 5-11 5/8 49.7 15.7	119-6½ 15-5 155-7 4:38.4				
7098	Kring		4	Pac 8	LAneles	5/18
	11.3 22-5 39-4½ 6-4 49.2 15.8 109-8	14-2 136-6 4:25.3				
7097	Bahr		5	Drake R	DesMoines	4/25
	11.0 22-2½ 51-5 6-0 51.8 16.6 151-6	11-11 3/4 174-5½ 5:06.8				
7095	Whitson		5	Texas R	Austin	4/11
	11.3 22-5 42-5 6-0 53.3 15.8 128-6	15-3 176-8½ 4:51.9				
7084	HICKS, WAYNE, Alabama 75	5-11 160 53	1	SoEastCon	Gainesvl	15/16
	11.2 21-9 3/4 37-6 3/4 6-3¼ 53.6 15.0	115-2 15-8½ 177-1 4:50.0				
7067	FINK, PAUL, Fullerton St. 76		1	NCAA DivII	Charleston	5/28
	10.8 21-3¼ 35-½ 5-8 7/8 48.9 15.5 125-4	13-9½ 172-2 4:38.7				
7061	Sobieszczysk		5		StaBarbara	5/25
	11.8 21-1¼ 42-9½ 6-6 3/4 53.8 16.2 130-9	11-11 3/4 203-4 4:20.5				
7047	Stephan		2	Florida R	Gainesvl	13/28
	11.0 21-10½ 37-2½ 6 7/8 48.7 15.4 119-5	11-3 3/4 186-10½ 4:36.7				
7046	Hamlin		11	NCAA	Austin	6/5
	11.05 23-3½ 39-5 3/4 6-4 51.3 14.84	116-8 12-1 3/4 169-3½ 4:47.0				
7042	Bahr		4	Kansas R	Lawrence	4/18
	11.0 22-11½ 50-5½ 5-11 5/8 52.2 16.8	160-10½ 12-0 169-2 5:22.5				
7041	GANT, JOE, Mississippi St 75		2	SoEastCon	Gainesvl	15/16
	10.9 22-3 3/4 36-0 6-4 3/8 51.1 15.3	102-10½ 15-0 148-11 4:43.6				
7037	HUGGINS, JEFF, Kentucky 76	5-9 165 55	1	W Ga USTFF	Carrolltn	10/26
	10.7 22-4½ 40-7 3/4 5-9¼ 49.7 16.5 113-5	12-11½ 176-10 4:33.5				
7032	TYLER, JOE, Nevada-Reno 75	6-2 195 011553	3	Mt Sac R	Walnut	4/28
	11.4 22-2¼ 37-8 3/4 6-4 52.5 16.6 135-6	14-10 177-2 4:50.2				
7030	BAUM, JIM, Ashland 74	5-10 170 021152	1	NCAA DivIII	Chston	5/28
	10.7 21-9½ 42-1½ 6-2 7/8 48.5 15.0 110-9	10-2 157-9 4:37.7				
7030	HILL, GARY, unattached	6-½ 175 110250	3	Florida R	Gainesvl	13/28
	11.1 21-11 3/4 41-10 5-10½ 51.5 15.4	134-1½ 12-4½ 161-2 4:45.4				
7023	Hupp		2		StaBarbar	5/7
	11.3 20-8½ 46-3 6-5½ 52.1 15.9 132-9	13-0 162-0 4:48.5				

Over 7000: 33 performers 83 performances  
 5 times each: Warkentin, Bennett, Samara, Gough  
 4 times each: M. Hill, Hupp, Jenner  
 3 times each: Whitson, Stephan, Bahr, Wanamaker, Evans, George,  
 Brigham, Coffman, Hackney

6980	FRITTS, RUSSELL, Tennessee 77	1	Dogwood	Knoxville	4/12
6958	COOPER, MARK, Colorado State 75	5	Kansas R	Lawrence	4/18
6943	FLETCHER, BILL, Slippery Rock 75	2	NCAA II	Chaston	5/28
6939	HERRON, JAMES, Cameron State 77	2	NAIA	Arkadlpha	5/24
6936	ALEXANDER, STEVE, So. California Coll. 77	2	NAIA	Arkadlpha	5/24
6936	HEROMAN, TED, Louisiana State 74	3	SE Conf	Gainesvl	15/16
6934	ORANGE, DAN, Wyoming 75	3	WAC	Albuqrque	5/11
6925	MONDSCHIEIN, MARK, Pennsylvania	1	v. Prince	Phildela	4/13
6918	RIDDLE, MARK, U.S. Marine Corps	1	Cal Inv	Azusa	3/23
6911	MONDSCHIEIN, BRIAN, unattached	1	PennStSum	Philadell	10/26
6901	CHAPMAN, DOUG, Ohio State 75	2	Ohio St R	Columbus	4/19
6893	SLOVER, BOB, Beverly Hills Striders	1	AC	San Jose	6/27
6879	HOUGEN, JERRY, Cal Poly, San Luis Obispo 75	3	NCAA II	Chaston	5/28
6872	SMITH, OWEN, unattached	4	LastChance	StaBarbar	9/8
6865	FOSTER, JIM, Fresno State 74	6		StaBarbar	5/25
6860	SCHNUR, JIM, Cincinnati 77	3	Ohio St R	Columbus	4/19
6851	SIGLER, LLOYD, Club East	2	En USTFF	Emmtburg	5/18
6846	MURPHY, MIKE, Drake 75	8	Drake R	DesMoines	4/25
6837	BAJEMA, DON, unattached	1	CenCstAAU	StaMaria	8/24
6837	JOSEPH, FRANK, New Mexico 75	4	WAC	Albuqrque	5/11
6824	BONEBRAKE, ALAN, Wichita State 76	7	Kansas R	Lawrence	4/18
6821	COOK, BILL, Northern Iowa 74	4	NCAA II	Chaston	5/28
6806	CROMWELL, NOLAN, Kansas 77	8	Kansas R	Lawrence	4/18
6804	BRITTENHAM, STEVE, Colorado 76	3	USTFF	Wichita	5/30
6791	BYRON, BILL, Manhattan 74	3	IC4A	Morgantwn	5/23
6784	MILLER, EUGENE, Florida Track Club	5	Florida R	Gainesvl	13/28
6774	LUCAS, BRIAN, Oregon State 74	1	AC	Salem	4/20
6771	REED, JOHN, Oregon 76	3	Twilite	Eugene	4/27
6742	WEBB, BILL, West Georgia Track Club	3	WeGaUSTFF	Carrolltn	10/26
6730	PYNES, DANNY, Ouachita 74	3	NAIA	Arkadlpha	5/24
6716	SALZMAN, MARK, Pacific Lutheran 74	1	AC	Seattle	7/18
6710	DE BRUIN, DALE, Western Michigan 76	2	MidAmCon	Kent	5/16
6679	TESAR, CURT, Cleveland State 76	10	Drake R	DesMoines	4/25
6673	BAKER, RALPH, U of Chicago Track Club	4	Ohio St R	Columbus	4/19
6672	BAYLESS, DAVE, Fullerton State 76	5	NCAA II	Chaston	5/28
6661	STEBBINS, BARRY, Mt. St. Mary's 77	6	NCAA II	Chaston	5/28
6650	GARCIA, CARLOS, Glendale Junior College	1	Cal JC	StaMaria	6/1
6611	TUREK, JOHN, Fullerton Junior College	2	Cal JC	StaMaria	6/1
6602	SCOTT, PHIL, Cincinnati 76	11	Drake R	DesMoines	4/25
6602	NEWCOMB, ROSS, Greater Boston Track Club	1	BostonCoR	ChsnutHill	4/7
6587	PELLMAN, NED, Kegonsa Track Club	5	Ohio St R	Columbus	4/19
6585	KESTER, BOB, Baltimore Olympic Club	3	En USTFF	Emmtburg	5/18
6581	MOSSBACKER, KEN, Chico State 74	7	NCAA II	Chaston	5/28
6577	BILYK, MARK, Penn State 75	4	IC4A	Morgantwn	5/23
6566	MULLIGAN, RICHARD, San Francisco State 74	8	NCAA II	Chaston	5/28
6554	BAKLEY, BILL, Phoenix Track Club	4	Cal State	LosAngels	1/27
6548	HOWELL, JIM, Ball State 74	1	WICC	Chicago	4/27
6544	CORSO, TONY, C. W. Post 76	5	IC4A	Morgantwn	5/23
6538	STREET, STEVE, unattached	5	Cal State	LosAngels	1/27
6538	ZUKEVICH, MARK, Sul Ross 74	4	NAIA	Arkadlpha	5/24
6533	MARRA, HARRY, Club West	5	En USTFF	Emmtsburg	5/18
6528	RYAN, ROBERT, Rochester 74	2	NCAA III	Chaston	5/28

#### NON-CITIZENS COMPETING IN UNITED STATES IN 1974

7874	BACKMAN, RUNALD, Swe/BYU 74	5-11	179	070551	1	NCAA	Austin	6/5
7657	STERNER, BO, Swe/So Cal 74	6-4½	195	031452	3	NCAA	Austin	6/5
7518	LYTHELL, CHRISTER, Swe, BYU 76	6-5	202	102450	2	Texas R	Austin	4/11

Also: Sterner 7657 & 7327; Backman 7640 & 7449; Lythell 7514, 7477 & 7447

# UNITED STATES RANKING -- 1974

1. BRUCE JENNER unattached 6-2 188 10/28/49
 

8240	1st	Kansas R	Lawrence	4/18	(Bennett, Hancock, Bahr)
7991	1st		Sta Barbara	5/25	(Samara, Warkentin, Gough, Sobie)
8245	1st	AAU	Richmond	6/15	(Bennett, Samara, Wark., Gough)
8308	1st	v SU, WG	Tallinn	8/4	(Lember, Litvinyenko, Kratschmer)
2. JEFF BENNETT Eagle Track Club 5-8½ 150 8/29/48
 

7789	1st	Texas R	Austin	4/11	(Lythell, Hackney, Coffman, Whit)
7939	2nd	Kansas R	Lawrence	4/18	(Jenner, Hancock, Bahr)
7669	2nd	Penn R	Philadelphia	4/25	(Samara, Carter, Stephan)
7332	1st	Okla USTFF	Norman	5/22	
7913	2nd	AAU	Richmond	6/15	(Jenner, Samara, Wark., Gough)
3. FRED SAMARA New York A.C. 6-0 176 4/6/50
 

7707	1st	Florida R	Gainesville	3/28	(Stephan, Hill, Hupp, Miller)
7864	1st	Penn R	Philadelphia	4/25	(Bennett, Carter, Stephan)
7988	2nd		Sta Barbara	5/25	(Jenner, Warkentin, Gough, Sobie)
7852	3rd	AAU	Richmond	6/15	(Jenner, Bennett, Wark., Gough)
7622	12th	v. SU, WG	Tallinn	8/4	(Jenner, Lember, Litvineynko)
4. FRED DIXON B. H. Striders 6-3 3/4 186 11/5/49
 

7830	1st	The Meet	Sta Barbara	4/13	(Warkentin, Sterner)
dnf	-	AAU	Richmond	6/15	(Jenner, Bennett, Samara, Wark.)
8033	1st	Last Chance	Sta Barbara	9/8	(Sobieszczyk)
5. JOHN WARKENTIN B. H. Striders 6-2 194 2/17/47
 

7639	2nd	The Meet	Sta Barbara	4/13	(Dixon, Sterner)
7969	3rd		Sta Barbara	5/25	(Jenner, Samara, Gough, Sobie)
7837	4th	AAU	Richmond	6/15	(Jenner, Bennett, Samara, Gough)
7615	13th	v. SU, WG	Tallinn	8/4	(Jenner, Lember, Litvinyenko)
7559	2nd		Linz, Austria	8/11	(Zeilbauer)
6. STEVE GOUGH Club Northwest 6-3 205 3/26/48
 

7863	1st	Mt. SAC R	Walnut	4/28	(Hill, Tyler)
7930	4th		Sta Barbara	5/25	(Jenner, Samara, Warkentin)
7786	5th	AAU	Richmond	6/15	(Jenner, Bennett, Samara, Wark.)
7551	1st	All Comers	Seattle	7/18	
7784	8th	v. SU, WG	Tallinn	8/4	(Jenner, Lember, Litvinyenko)
7. ROGER GEORGE Fresno State 6-1 180 2/26/52
 

7547	1st	Spring	Fresno	4/9	(Tyler, Harvey)
7390	1st	PCC	Fresno	5/18	
7839	2nd	NCAA	Austin	6/5	(Backman, Sterner, Hill, Coffman)
8. RON EVANS B. H. Striders 6-2 210 3/15/50
 

7938	1st	Special	Los Angeles	4/14	(Albanese)
dnf	-	Penn R	Philadelphia	4/25	(Samara, Bennett, Carter)
7635	7th	AAU	Richmond	6/15	(Jenner, Bennett, Samara, Wark.)
7541	14th	v. SU, WG	Tallinn	8/4	(Jenner, Lember, Litvinyenko)
9. RICK WANAMAKER unattached 6-9 210 3/20/48
 

7543	1st	Drake R	Des Moines	4/25	(Hupp, Whitson, Hackney, Bahr)
7689	6th	AAU	Richmond	6/15	(Jenner, Bennett, Samara, Wark.)
7494	17th	v. SU, WG	Tallinn	8/4	(Jenner, Lember, Litvinyenko)
10. RAY HUPP Ohio T. C. 6-1½ 180 11/28/49
 

7021	4th	Florida R	Gainesville	3/28	(Samara, Stephan, Hill, Miller)
7322	1st	Ohio State	R Columbus	4/19	
7293	2nd	Drake R	Des Moines	4/25	(Wanamaker, Whitson, Hackney)
7249	9th	AAU	Richmond	6/15	(Jenner, Bennett, Samara, Wark.)



# WORLD RANKING 1974

1. BRUCE JENNER (USA)
 

8240	1	Lawrence	4/18
7991	1	Santa Barbara	5/25
8245	1	Richmond	6/15
8308	1	Tallinn	8/4
2. RYSZARD SKOWRONEK (Poland)
 

8076	1	Nammen	6/16
7903	1	Lyngby	8/4
8207e	1	Rome	9/8
3. YVES LE ROY (France)
 

7878	1	Paris	5/12
6887	9	Camaioire (8)	6/9
8074	1	Colombes	7/14
7919	1	Bugeat	8/11
8146e	2	Rome	9/7
8229	1	Colombes	9/29
4. GUIDO KRATSCHMER (W. Germany)
 

7888	1	Bonn	5/18
4894	2	Trostberg	7/14
7856	4	Tallinn	8/4
8132e	3	Rome	9/7
5. LEONID LITVINYENKO (SU)
 

7721	4	Moscow	7/7
7857	3	Tallinn	8/4
8122e	4	Rome	9/7
6. RYSZARD KATUS (Poland)
 

7100	2	Warsaw (9)	6/2
7619	4	Nammen	6/15
7884	1	Bydgoszcz	7/7
7938	1	Warsaw	7/20
7920e	5	Rome	9/7
7. JEFF BENNETT (USA)
 

7789	1	Austin	4/11
7939	2	Lawrence	4/18
7669	2	Philadelphia	4/25
7332	1	Norman	5/22
7913	2	Richmond	6/15
8. ANATOLIY GRACHEV (SU)
 

7756	9	Tallinn	8/4
8060	1	Odessa	9/29
7994	1	Frunze	10/28
9. FRED SAMARA (USA)
 

7707	1	Gainesville	3/28
7864	1	Philadelphia	4/25
7988	2	Santa Barbara	5/25
7852	3	Richmond	6/15
7622	14	Tallinn	8/4

10. PHILIPP ANDRES (Switzerland)
 

7787	1	Brussels	6/9
7934	1	Zurich	7/21
7863e	6	Rome	9/7

## WORLD RANKING LEADERS

Leaders in world ranking, 1947-1974, scored on 10-9-8-7-6-5-4-3-2-1 basis.

- |     |                          |       |
|-----|--------------------------|-------|
| 100 | Vasiliy Kuznyetsov, SU,  | 53-64 |
| 51  | Yuriy Kutyenko, SU,      | 55-61 |
| 50  | C. K. Yang, Formosa      | 58-64 |
| 49  | Kurt Bendlin, W. Germany | 65-71 |
| 47  | Bill Toomey, US          | 65-69 |
| 45  | Bob Richards, US         | 51-56 |
| 42  | Heino Lipp, SU           | 47-53 |
| 41  | Vladimir Volkov, SU      | 47-54 |
| 39  | Bob Mathias, US          | 48-52 |
| 39  | Rafer Johnson, US        | 55-60 |
| 35  | Hans-Joachim Walde, WG   | 63-71 |
| 35  | Joachim Kirst, EG        | 68-71 |
| 32  | Ignace Heinrich, France  | 48-51 |
| 32  | Walter Meier, Germany    | 53-59 |
| 29  | Milt Campbell, US        | 52-56 |
| 29  | Dave Edstrom, US         | 57-61 |
| 27  | Rein Aun, SU             | 64-68 |
| 26  | Russ Hodge, US           | 64-71 |
| 25  | Lennart Hedmark, Sweden  | 70-73 |
| 25  | Paul Herman, US          | 61-64 |
| 25  | Nikolay Avilov, SU       | 68-72 |
| 22  | Floyd Simmons, US        | 48-52 |
| 22  | Orn Clausen, Iceland     | 49-51 |
| 22  | Willi Holdorf, WG        | 62-64 |
| 22  | Ryszard Skowronek, Pol   | 72-74 |

Kuznyetsov's record:

- |      |     |
|------|-----|
| 1953 | 3rd |
| 1954 | 2nd |
| 1955 | 2nd |
| 1956 | 3rd |
| 1957 | 1st |
| 1958 | 2nd |
| 1959 | 1st |
| 1960 | 3rd |
| 1961 | 3rd |
| 1962 | 2nd |
| 1963 | 2nd |
| 1964 | 8th |

11 straight years no lower than 3rd

## 1974 WORLD LIST

(Score, competitor, country, year of birth, placing, side, date--last day)

8308	Bruce Jenner	United States	49	1	Tallinn	8/4
8245	Jenner			1	Richmond	6/15
8240	Jenner			1	Lawrence	4/18
8229	Yves Le Roy	France	51	1	Colombes	9/29
8207	Ryszard Skowronek	Poland	49	1	Rome	9/7
8146	Le Roy			2	Rome	9/7
8132	Guido Kratschmer	West Germany	53	3	Rome	9/7
8122	Leonid Litvinyenko	Soviet Union	49	4	Rome	9/7
8076	Skowronek			1	Nammen	6/16
8074	Le Roy			1	Paris	7/14
8060	Anatoliy Grachov	Soviet Union	52	1	Odessa	9/29
8033	Fred Dixon	United States	49	1	Santa Barbara	9/8
(7 performers, 12 performances over 8000)						
7988	Fred Samara	United States	50	2	Santa Barbara	5/25
7969	John Warkentin	United States	47	3	Santa Barbara	5/25
7945	Kurt Bendlin (10)	West Germany	43	1	Trostberg	7/14
7939	Jeff Bennett	United States	48	2	Lawrence	4/18
7938	Ron Evans	United States	50	1	Los Angeles	4/14
7938	Ryszard Katus	Poland	47	1	Warsaw	7/20
7937	Raimo Pihl	Sweden	49	1	Tallinn	6/23
7934	Philipp Andres	Switzerland	51	1	Zurich	7/21
7930	Steve Gough	United States	48	4	Santa Barbara	5/25
7914	Viktor Chelnokov	Soviet Union	48	1	Kropotkin	5/
7903	Rudolf Sigert	Soviet Union	49	1	Moscow	7/7
7890	Ludek Pernica	Czechoslovakia	49	1	Prague	6/16
7884	Aleksandr Grebenyuk20	Soviet Union	51	2	Moscow	7/7
7874	Runald Backman	Sweden	51	1	Austin	6/5
7865	Jaan Lember	Soviet Union	45	2	Tallinn	8/4
7864	Eberhard Stroot	West Germany	51	3	Trostberg	7/14
7854	Boris Gorbachov	Soviet Union	48	1	Dresden	9/15
7842	Vasile Bogdan	Rumania	50	1	Bucarest	5/12
7840	Nikolay Kazarov	Soviet Union	46	1	Odessa	6/2
7839	Roger George	United States	52	2	Austin	6/5
7831	Toomas Suurvali	Soviet Union	45	2	Dresden	9/15
7816	Leonid Kaidish	Soviet Union	51	1	Minsk	7/12
7794	Aleksandr Blinyayev30	Soviet Union	51	3	Moscow	7/7
7792	Sepp Zeilbauer	Austria	52	7	Rome	9/7
7772	Regis Ghesquiere	Belgium	49	2	Brussels	6/9
7764	Edward Kozakiewicz	Poland	48	2	Nammen	6/16
7745	Rainer Pottel	East Germany	53	1	Leipzig	7/5
7736	Heikki Kyosola	Finland	45	1	Hyvinkaa	7/14
7715	Herbert Swoboda	West Germany	45	4	Trostberg	7/14
7712	Helmut Kammermeier	West Germany	49	2	Nammen	6/16
7710	Aleksnadr Tikhovskiy	Soviet Union		2	Frunze	11/2
7709	Vladimir Yachmenyev	Soviet Union	53	1	Kiev	5/
7706	Lennart Hedmark (40)	Sweden	44	1	Stockholm	8/4
7703	Vesa Heinonen	Finland	48	2	Stockholm	8/4
7692	Heinz Born	Switzerland	48	2	Zurich	7/21
7689	Rick Wanamaker	United States	48	6	Richmond	6/15
7687	Heikki Leppanen	Finland	46	1	Espoo	5/26
7681	Heino Sildoja	Soviet Union	49	3	Odessa	6/2
7668	Boris Tolmachov	Soviet Union	47	2	Tallinn	6/23
7657	Bo Sterner	Sweden	52	3	Austin	6/5
7656	Pavel Rambak	Soviet Union	51	12	Tallinn	8/4
7651	Rudiger Demmig	East Germany	45	2	Leipzig	7/5
7645	Mike Hill (50)	United States	50	4	Austin	6/5

**PROFILES, 1974 DECATHLETES**  
Includes: (S), seasonal best score, (C) career best score, (B) best marks in any decathlon, & (A) best performances, any competition.

**JEFF BENNETT** 8/29/48 5-8, 152 unat.-Oklahoma City

The 1970 grad of Oklahoma Christian remains the smallest good man in decathlon history. The two-time former national champion, at 27, is the veteran of U.S. decathletes. He has scored over 8000 points four times in a career that claims NAIA, USTFF, Florida Relays, Texas Relays, Kansas Relays, and Drake Relays titles.

S	10.7	24-1 $\frac{3}{4}$	38-7	6-1 $\frac{3}{4}$	47.6	15.1	115-11 $\frac{1}{2}$	15-8 $\frac{1}{2}$	206-2	4:15.1	7939
C	10.6	23-7	41-9	6-3 $\frac{1}{2}$	47.2	14.9	125-7	16-1	205-10	4:19.8	8121(73)
B	10.4	25-3 $\frac{1}{2}$	42-5 $\frac{3}{4}$	6-4 $\frac{1}{4}$	46.3	14.6	128-1	16-7	207-2	4:08.9	
A	10.4	25-3 $\frac{1}{2}$	42-6	6-4 $\frac{3}{4}$	46.3	14.6	128-1	16-7	207-2	4:08.9	

**CRAIG BRIGHAM** 5/6/54 6- $\frac{1}{2}$ , 193 Oregon

Recovered from early season injury to win his 2nd Pac-8 title. Only a sophomore, he impressed at NCAA (Austin) by competing hard in final two events after NH in vault. Was on his way to 7800+. The former AAU Junior champ is still young and learning, and must make a running breakthrough to approach 8000 points.

S	11.2	21-8	48-7 $\frac{1}{2}$	6-6 $\frac{1}{2}$	52.0	16.1	150-6	16-3	192-2	4:47.9	7636
C	11.2	21-9	47-6	6-9 $\frac{1}{2}$	52.2	15.8	152-7	15-9	191-0	4:46.0	7673(73)
B	10.9	22-6	50-2	6-9 $\frac{1}{2}$	50.9	15.39	153-1 $\frac{3}{4}$	16-3	197-7	4:38.5	
A	10.9	22-6	50-2	6-9 $\frac{1}{2}$	50.9	15.39	153-1	16-4	197-7	4:38.5	

**FRED DIXON** 11/5/49 6-4, 186 BH Striders

Before 1974 the former Cal St-L.A. athlete had never bettered 7140. Always talented, injuries and poor vaulting kept him from national ranking and big scores. But not in 1974, when he posted a 690 point improvement in April (7830) and tacked on another 203 points for a 8033 PR at UCSB's last chance affair. Injured at AAU, he did not compete at all in '73. His 8033 ranks as 7th performer in world for '74.

S-C	10.6	23-6 $\frac{1}{2}$	46-9	6-6	49.2	14.7	149-1	12-11 $\frac{1}{2}$	225-6	4:38.6	8033
B-A	10.6	24-3	46-9	6-6	49.2	14.7	150-6	12-11 $\frac{1}{2}$	225-6	4:38.6	

**RON EVANS** 3/15/50 6-2, 210 BH Striders

The big guy moved to Irvine, Cal. to work with Bill Toomey. The move paid off as Ron upped his PR to 7938 at UCLA and had another big score going in Tallinn before he came a cropper in the disc. The former IC4A and NCAA champ from Connecticut is rugged and may be best all-around jumper for his size (23-1 $\frac{1}{2}$  flip, 7-1, 15-5 $\frac{3}{4}$ ). Needs improvement in 400-HH-1500 to surpass 8000, but it is only a matter of time.

S-C	10.8	23-1 $\frac{1}{2}$	48-10 $\frac{3}{4}$	6-10	50.3	15.5	144-10	14-6	198-6	4:41.6	7938
B	10.8	23-1 $\frac{1}{2}$	48-10 $\frac{3}{4}$	6-10	49.8	14.7	153-10	15-1 $\frac{1}{2}$	220-3	4:37.6	
A	10.8	23-2	51-2	7-1	49.8	14.7	160-2	15-5 $\frac{3}{4}$	220-3	4:37.6	

**RUSS FRITTS** Tennessee

The freshman at U. of Tennessee posted a fine 6980 in his first year at the 10 eventer and picked up the National AAU Junior title as well. An excellent first day man, Russ also placed third in the USSR jr affair in Austin with 6847.

S-C	10.9	23-1 $\frac{1}{2}$	38-8 $\frac{1}{2}$	6-4 $\frac{3}{4}$	49.6	15.3	116-4 $\frac{1}{2}$	11-1 $\frac{3}{4}$	154-0	4:51.0	6980
B-A	10.9	23-1 $\frac{1}{2}$	38-9 $\frac{3}{4}$	6-4 $\frac{3}{4}$	48.5	15.3	116-4 $\frac{1}{2}$	11-5 $\frac{1}{2}$	172-10	4:47.1	

**ROGER GEORGE** 2/26/52 6-1, 180 Fresno State

Improved PR to 7839, but the Fresno State senior barely lost a second NCAA title. Steady and cool under fire, George is probably the hardest working of the U.S. group of young decathletes. The 3X PCAA champ, Roger has improved steadily: 7148(71), 7515(72), 7777(73), and 7839(74). 9th in the '73 World University Games, he has completed 22 of 23 decathlons. If he is close after nine events, watch out !

S-C	11.10	23-6 $\frac{3}{4}$	40-10 $\frac{1}{2}$	6-6 $\frac{3}{4}$	48.9	14.99	127-4 $\frac{1}{2}$	15-1 $\frac{1}{2}$	180-7	4:15.6	7839
B	11.0	23-8 $\frac{3}{4}$	42-1 $\frac{1}{2}$	6-8	48.7	14.8	130-11	15-1 $\frac{1}{2}$	190-2	4:15.0	
A	11.0	23-8 $\frac{3}{4}$	42-1 $\frac{1}{2}$	6-8	48.7	14.8	137-0	15-6	194-7	4:15.0	

Began the season with world record (4155) for indoor pentathlon with win over Avilov in Moscow. Missed PR by 8 pts, but posted scores of 7930, 7842, 7786, 7784 to claim 6th place ranking in US. His running suffers but he compensates with outstanding throwing, excellent jumping, and 110 m efforts. Won first NCAA title, CD crown in 1970, while at Seattle Pacific.

S	11.1	24-8	50- $\frac{1}{4}$	6-4	50.7	14.6	158-10 $\frac{3}{4}$	12-11 $\frac{1}{2}$	211-8	4:43.3	7930
C	11.2	25-0	49-8 $\frac{3}{4}$	6-5 $\frac{1}{2}$	51.0	14.6	164-6	13-1 $\frac{1}{2}$	205-7 $\frac{1}{2}$	4:47.5	7938
B	10.6	25-0	50-6	6-9 $\frac{1}{4}$	49.5	14.5	164-6	13-9 $\frac{1}{2}$	215-8	4:38.9	
A	10.6	25-6	51-6 $\frac{1}{2}$	6-9 $\frac{1}{4}$	49.5	14.5	164-6	13-9 $\frac{1}{2}$	218-11	4:38.9	

## RAY HUPP

11/28/49

6-1 $\frac{1}{2}$ , 180

Ohio Track Club

The former NCAA (71) champ did not compete in '73 but compiled a good comeback record, winning two relay titles, placing 2nd at Drake, and 9th at AAU. A class high jumper, Ray has jumped over 7-0 twice in 10-eventers and held AR in dec-hj at 7- $\frac{1}{4}$ .

S	11.2	21-3 $\frac{1}{4}$	45-7 $\frac{1}{4}$	6-10 $\frac{3}{4}$	51.3	15.9	135-8	12-9 $\frac{1}{2}$	174-9	4:41.0	7322
C	10.6	22-2 $\frac{1}{2}$	47-11 $\frac{1}{2}$	7- $\frac{1}{4}$	52.7	15.8	136-0	12-6	174-1	4:49.6	7487
B-A	10.6	22-5 $\frac{1}{4}$	47-11 $\frac{1}{2}$	7- $\frac{1}{4}$	50.3	15.5	139- $\frac{1}{4}$	13-6 $\frac{3}{4}$	187-1 $\frac{1}{2}$	4:33.8	

## BRUCE JENNER

10/28/49

6-2, 185

unat.- San Jose

The last time, prior to '74, the track world heard from Bruce Jenner was when he placed 10th in Munich. Few people put together a better track year than the Graceland grad. He started with an 8240 Kansas winner in April, slipped a bit in a relaxed meet to 7991, bounced back with an 8245 AAU triumph and capped it with an 8308 win in the US's first decathlon international over the USSR and West Germany. He tallied the season's top three scores. Lists Bertha Lou Jenner as coach.

S-C	10.9	23-10 $\frac{1}{4}$	47-1 $\frac{3}{4}$	6-6	49.0	14.7	161-1	15-5	208-4	4:22.7	8308
B	10.9	24- $\frac{1}{4}$	47-1 $\frac{3}{4}$	6-6 $\frac{1}{4}$	48.2	14.5	161-1	15-9	227-11 $\frac{1}{4}$	4:13.6	
A	10.9	24- $\frac{1}{4}$	47-1 $\frac{3}{4}$	6-6 $\frac{1}{4}$	48.2	14.5	161-1	16-0	227-11 $\frac{1}{4}$	4:13.6	

## FRED SAMARA

4/6/50

6-0, 175

NYAC

Improved PR by over 300 points to rank 9th in world and 3rd in US. The Penn grad made breakthroughs in several key events (400, HH, disc.) and upped PR three consecutive times: 7707 Florida, 7864 Penn, and 7988 UCSB. Now married and resident of San Jose, with Jenner as training partner, 1975 should find first 8000+ score and improved confidence.

S-C	10.5	23-11	43-1 $\frac{1}{4}$	6-2 $\frac{3}{4}$	48.6	14.6	138-2	15-5 $\frac{1}{2}$	187-7	4:37.5	7988
B	10.5	24-5 $\frac{1}{2}$	45-7	6-5 $\frac{1}{4}$	48.6	14.6	142-10	15-5 $\frac{3}{4}$	197-7	4:37.1	
A	10.5	25-1 $\frac{1}{4}$	45-7	6-5 $\frac{1}{4}$	48.6	14.6	150-1	15-9 $\frac{1}{4}$	204-4	4:34.2	

## RICK WANAMAKER

3/20/48

6-9, 210

unat, Marengo, Iowa

Happy-go-lucky, Rick has won about every major title: Pan Am Games, AAU, NCAA, USTFF, and more. Seasonal high of 7689 at AAU placed him 6th and earned a spot on the US's first international decathlon team. Also won at Drake Relays. Once close to the 8000 score, he needs big first day and a good 1500 meters. 1970 Drake grad.

S	11.38	21-5	48-4 $\frac{3}{4}$	6-9 $\frac{1}{2}$	50.4	14.8	157- $\frac{1}{2}$	14-1 $\frac{1}{4}$	202-6 $\frac{1}{2}$	4:59.2	7689
C	11.0	23-2	48-6 $\frac{3}{4}$	6-7 $\frac{1}{2}$	51.2	14.9	159-6 $\frac{1}{2}$	14-6	214-5	4:41.9	7989 (71)
B	11.0	23-2	51-1	6-9 $\frac{1}{2}$	49.6	14.5	161-6	15-1 $\frac{1}{4}$	216-2 $\frac{1}{2}$	4:36.5	
A	11.0	23-2	51-1	7-0	49.6	14.5	161-6	15-1 $\frac{1}{4}$	216-2 $\frac{1}{2}$	4:36.5	

## JOHN WARKENTIN

2/17/47

6-2, 195

BH Striders

A young veteran, no other active athlete has competed in as many ten eventers (40). In '74 John posted his two best scores (7969-UCSB and 7847-AAU), since winning the AAU title in 1970 with 8026. Ranked 5th in US, the Fresno State grad and Santa Barbara resident placed 2nd to Sepp Zielbauer in an AC in Linz, Austria.

S	11.3	22-5 $\frac{3}{4}$	45-11	6-4	48.3	14.6	151-9 $\frac{1}{2}$	14-3 $\frac{1}{4}$	205-0	4:20.5	7969
C	10.6	23-11	47-1 $\frac{1}{2}$	6-3 $\frac{1}{2}$	48.3	14.4	149-10	13-4 $\frac{1}{4}$	205-3 $\frac{1}{2}$	4:44.5	8026 (70)
B-A	10.6	23-11	47-1 $\frac{1}{2}$	6-6	48.0	14.4	154-1 $\frac{1}{2}$	14-3 $\frac{1}{4}$	208-11	4:20.1	



# A Boy AND His Dog

by JON HENDERSHOTT

Bertha Lou Jenner rolled her big brown eyes up at Bruce Jenner, her tongue hanging longingly from her mouth, enticed by the pizza-with-everything Bruce was enjoying.

"You tryin' to mooch some more food, Berth?" Bruce chided. The big golden labrador blinked and smacked her chops. But no pizza. Jenner was too busy with it.

He was also busy talking about the decathlon—specifically his stunning 8240 accumulation at the Kansas Relays, good for fifth spot all-time globally and second among Americans behind only Bill Toomey's 8417 former world record.

Perhaps just as stunning was Jenner's tally of six decathlon bests plus one tie; in fact five of his six bests (long jump—somersaulting from 22-10¾ to 23-8¼—shot, 400, highs, 1500) were lifetime highs and the vault matched. The discus was a decathlon best.

And Jenner downed '72 Olympic teammate Jeff Bennett, the US's top 10-eventer since Munich, by 301 points. All this in his first decathlon since dropping out of the WUG trials last summer with a bad back.

"Came out to California last August to train for the decathlon," said the handsome 24-year-old native of Sandy Hook, Conn., graduate of Graceland College in Lamoni, Iowa and now resident of San Jose, Calif. "California, land of opportunity."

He didn't even look down as he casually slipped Bertha a morsel of crust, complete with sausage. Her patience was rewarded.

Between, and sometimes in the middle of, mouthfuls of pizza, Jenner dished out the story of his stellar emergence at Kansas, his unexpected Olympic participation and his feelings on the what future may hold. Like many of that special breed of trackman known as the decathlete, he quoted facts and figures about the event and his competitors with remarkable accuracy.

"I knew through practice times and how I felt in practice that I was ready to run 8000 points." He always "runs" a score. "I just knew I should."

"Plus Jeff was there so I was psyched against him because he is by far our best. The competition was there and I was very keen for it; got there and things started clicking. Once I got the momentum started, there was nothing to it."

"It wasn't hard to hold the momentum as long as I didn't think about it. I thought about that, if I could keep it going the second day. I warmed up for the hurdles; didn't feel great but hit my start right on; 14.7. Soon as I did that, I knew I was off."



Dave Drennan

*Bertha Lou Jenner and her prize pupil*

"Didn't go near the scorer's table from the discus on. I didn't want to be near those guys. You can start thinking, 'If I score this and do that I'll score 83, wow'. But I said to heck with that; let me run the events, get it over with, then figure it up."

"How did I feel when I saw the total? Astounded to say the least. I added up my PR's before Kansas—8185, but 8240 was still super surprising."

"I didn't make any huge improvements, just a few seconds here and a few inches there. I really haven't worked on specific things in training, just general conditioning; good running, hitting all my technique work but nothing specifically. I've just tried to get a little faster, a little stronger."

"Running is really the foundation of the decathlon. I do overdistance work in the fall but only sprints—quarters, 330's, 220's, 165's—during the season. Bertha gets me up every morning to jog a few miles."

"She's practically a member of the San Jose City College team. She goes with me to work out. The guys said when I was gone back to Kansas, she moped around like a lost soul."

"I think one reason I'm doing better this year is because I've done more squats than ever before. The squats have really increased my leg strength."

"I'm always looking around for new things in training, trying new lifts, watching people to see if they do something which can help my program. I don't stick with any one thing. That's why I'm a flipper and a flopper and a wrong-legged vaulter."

Bertha was welcomed back from a ramble around adjacent tables by another piece of crust.

"Yeah, I've always competed in a lot of events. In one college meet I competed in 12 events. Crazy. My first decathlon was in '70; 6991 so I was nine points from that

sort of 'magic barrier' of 7000. I was pleased with my performances in my first one so that helped boost my interest."

"In '71 I scored 7533 and 7678 to qualify for the Olympic Trials in '72. I wasn't sure what I could do, but all the pressure was on everyone else. So I just took it one event at a time; I got two PRs at that meet, and the one in the 1500 got me on the team."

"I guess I was a little awed in Munich because there were so many big names competing, but it didn't bother me. I mean the track was oval, the shot was the same, the hurdles the same. I wanted to place in the top 10 and I was 10th [in a PR 7846]."

"Last year I broke my foot in our first indoor meet at Graceland. After two months off, I scored 8300 at Drake—jeez I mean 7300. I'm thinking about it already. I hurt my back throwing the jav; an infected vertebra. Killed me for the rest of the year. Cortisone helped it and now I wear a back brace; it doesn't bother me much."

"This year I wanted to run 8000 points. Sure I was happy with 8240 but I'm not really where I want to be physically. I need more strength and better general shape. Later in the year I might be stronger and in better shape, but I might not be able to put it together. I still feel I can do better but there is a lot of luck in the decathlon. Live on that stuff, luck."

Then Jenner reminisced about that day of a dozen events in one meet. "I was running all over," he smiled, "sprinting, high jumping, vaulting, throwing the shot. Going crazy." He swept his arms wide.

His sun-tanned arm sent his coke glass splattering over the table, the soda dripping on the floor. "Look at that," Jenner muttered. "Leading the world in the decathlon and can't even hold on to a coke glass." Bertha only slurped at the puddle on the floor. □

### SECTION III

#### DECATHLON RECORDS.....WORLD SECTION

PAGE	23-24	World Record Progression
	25-28	World Rankings, 1947-74
	29	All-Time Performances, Performers over 8000
	30	European Championship Results
	31	Pan-American Games Results, 1951-1971
	32	Distribution of Points for World Record Holders
	33	Number of Performances in US, 1/1/75
	34	World Record Breakers Compared
	35-36	1973 World List

# WORLD RECORD PROGRESSION

The following list includes all accepted (IAAF) decathlon world records (noted by \*) and all other marks which would have been world records had another set of tables been in use, or those performances never officially approved as world records.

Thorpe's 1912 performance at Olympic Games in Stockholm was deleted from records because of disqualification.

## TABLES

1912	1920	1934	1950	1962	
6903.92	6241.025	5516	4646	5584	Hugo Wieslander - Sweden 11.6 20-2 36-11 5-5 55.6 18.2 97-7 9-10 160-5 10/15/1911 4:59.4
7099.845	6437.95	5655	4764	5687	Hugo Wieslander - Sweden 12.0 19-9 37-6 5-5 55.6 18.0 119-3 9-10 158-8 6/5-6/1912 4:47.2
7244.10	6582.205	5787	4895	5792	Hugo Wieslander - Sweden 11.9 20-7 40-5 5-5 54.7 17.8 115-4 10-6 152-3 6/20-21/1912 5:02.0
8412.955	7751.06	6971	6268	6756	Jim Thorpe - USA 11.2 22-3 42-3 6-1 52.2 15.6 121-4 10-8 149-11 7/13-14-15/1912 4:40.1
7724.495	7062.60	6220	5377	6161	Hugo Wieslander - Sweden 11.8 21- 39-10 5-8 53.6 17.2 119-3 10-2 165-4 7/13-14-15/1912 4:45.0
7786.92	7125.25	6301	5500	6209	Helge Lovland - Norway 11.4 21-6 39-5 5-5 54.5 16.1 125-3 10-3 169-4 7/19-20/1919 5:01.4
---	7218.985	6297	5431	6216	Evert Nilsson - Sweden 11.8 20-9 37-6 6- 55.1 18.1 117-7 11-3 169-10 7/3-4/1920 4:36.0
---	7191.755	-----	-----	6278	Bertil Ohlson - Sweden 11.8 22- 38-2 5-10 54.0 17.1 128-8 10-10 141-9 7/3-4/1920 4:37.3
---	7363.625	6363	5466	6236	Alexander Klumberg - Estonia 11.8 22-4 39-6 5-8 56.6 18.1 126-11 11-2 191-9 7/3-4-5/1920 4:55.3
---	* 7481.69	6450	5531	6270	Alexander Klumberg - Estonia 12.3 21-7 42-4 5-8 55.0 17.0 130-4 11-2 204-3 9/16-17/1922 5:11.3
---	7276.905	6408	5644	6304	Gustaf Strandberg - Finland 11.7 21-10 36-11 5-7 53.0 16.2 108-4 10-10 178-10 7/7-8/1923 4:41.0
---	7351.89	6583	5862	6424	Harold Osborn - USA 11.5 21-6 37-6 6-5 52.9 15.6 110-4 10-6 151-3 9/3/1923 4:53.1
---	* 7710.775	6877	6163	6668	Harold Osborn - USA 11.2 22-8 37-6 6-5 53.2 16.0 113-2 11-5 153-2 7/11-12/1924 4:50.0
---	7820.93	6889	6077	6651	Paavo Yrjola - Finland 11.8 21-5 45-10 6- 52.8 16.9 122-5 10-10 186-4 7/17-18/1926 4:41.1
---	7995.19	7053	6244	6768	Paavo Yrjola - Finland 11.7 22-1 46-9 6- 52.8 16.8 133-8 10-6 188-4 7/16-17/1927 4:41.8
---	* 8053.29	7071	6246	6774	Paavo Yrjola - Finland 11.8 22- 46-3 6-1 53.2 16.6 138-1 10-10 182-9 8/3-4/1928 4:44.0
---	7931.50	7080	6379	6815	Akilles Jarvinen - Finland 11.2 22-6 44-9 5-8 51.4 15.6 121-2 10-10 182-4 8/3-4/1928 4:52.4
---	8111.67	7197	6432	6869	Paavo Yrjola - Finland 11.6 22-2 48-3 6- 53.2 16.1 130-1 10-2 193-2 7/9-10/1930 4:37.0
---	* 8255.475	7328	6719	7036	Akilles Jarvinen - Finland 11.1 22-7 43-1 5-10 50.0 15.4 119-7 11-9 190-9 7/19-20/1930 4:54.2
---	* 8462.235	7396	6590	6896	James Bausch - USA 11.7 22-9 50-3 5-7 54.2 16.2 146-3 13-1 203-1 8/5-6/1932 5:17.0
---	8292.48	7378	6707	7038	Akilles Jarvinen - Finland 11.1 22-11 43- 5-8 50.6 15.7 120-8 11-9 200-1 8/5-6/1932 4:47.0

---	* 8467.62	7432	6636	6999	Han-Heinrich Sievert -Germany 11.4 23-3 $\frac{1}{2}$ 47-8 $\frac{1}{2}$ 5-11 $\frac{1}{2}$ 54.0	Hamburg	16.2 153-1	11-2	195-5 $\frac{1}{2}$	7/22-23/1933 4:59.8
---	8435.36	7449	6680	7003	Hahs-Heinrich Sievert -Germany 11.2 22-3 50-2 $\frac{1}{2}$ 6- $\frac{1}{2}$ 53.8	Koln	15.8 150-1	10-10	191-4	8/12-13/1933 5:06.0
---	* 8790.46	7824	7135	7292	Hans-Heinrich Sievert -Germany 11.1 24-6 $\frac{1}{2}$ 50-2 $\frac{1}{2}$ 5-10 $\frac{1}{2}$ 52.2	Hamburg	15.8 154-11 $\frac{1}{2}$	11-3	191-4	7/7-8/1934 4:58.8
---	---	7880	7275	7313	Glenn Morris -USA 10.7 22-5 $\frac{1}{2}$ 47-5 6-1 50.7	Milwaukee	14.9 141-5	11-3 $\frac{1}{2}$	183-11	6/26-27/1936 4:48.1
---	---	* 7900	7310	7421	Glenn Morris -USA 11.1 22-10 $\frac{1}{2}$ 46-3 $\frac{1}{2}$ 6- $\frac{1}{2}$ 49.4	Berlin	14.9 141-1 $\frac{1}{2}$	11-5 $\frac{1}{2}$	178-10 $\frac{1}{2}$	8/7-8/1936 4:33.2
---	---	* 8042	7444	7453	Bob Mathias -USA 10.9 23-3 $\frac{1}{2}$ 47-6 6- $\frac{1}{2}$ 51.0	Tulare	14.7 146-4 $\frac{1}{2}$	13- $\frac{1}{2}$	182-4 $\frac{1}{2}$	6/29-30/1950 5:05.1
---	---	---	7829	7690	Bob Mathias -USA 10.8 23-5 $\frac{1}{2}$ 49-10 $\frac{1}{2}$ 6-2 $\frac{1}{2}$ 50.8	Tulare	14.6 157-11 $\frac{1}{2}$	12-3 $\frac{1}{2}$	193-10 $\frac{1}{2}$	7/1-2/1952 4:55.3
---	---	---	* 7887	7731	Bob Mathias -USA 10.9 22-10 $\frac{1}{2}$ 50-2 $\frac{1}{2}$ 6-2 $\frac{1}{2}$ 50.2	Helsinki	14.7 153-10	13-1 $\frac{1}{2}$	194-3	7/25-26/1952 4:50.8
---	---	---	* 7985	7758	Rafer Johnson -USA 10.5 24-7 45-3 $\frac{1}{2}$ 6- $\frac{1}{2}$ 49.7	Kingsburg	14.5 154-10 $\frac{1}{2}$	12-8 $\frac{1}{2}$	193-10 $\frac{1}{2}$	6/10-11/1955 5:01.5
---	---	---	* 8014	7760	Vasily Kuznetsov -USSR 11.0 23-11 $\frac{1}{2}$ 47-6 $\frac{1}{2}$ 5-8 $\frac{1}{2}$ 49.1	Krasnodar	14.5 155-10	13-1 $\frac{1}{2}$	217- $\frac{1}{2}$	5/17-18/1958 4:50.0
---	---	---	* 8302	7896	Rafer Johnson -USA 10.6 23-6 $\frac{1}{2}$ 48-2 $\frac{1}{2}$ 5-10 $\frac{1}{2}$ 48.2	Moscow	14.9 160-11 $\frac{1}{2}$	12-11 $\frac{1}{2}$	238-2	7/27-28/1958 5:05.0
---	---	---	* 8357	7957	Vasily Kuznetsov -USSR 10.7 24-1 $\frac{1}{2}$ 48-2 6-2 $\frac{1}{2}$ 49.2	Moscow	14.7 163-10	13-9 $\frac{1}{2}$	213-5 $\frac{1}{2}$	5/16-17/1959 5:04.6
---	---	---	* 8683	8063	Rafer Johnson -USA 10.6 24-9 $\frac{1}{2}$ 52-0 5-10 $\frac{1}{2}$ 48.6	Eugene	14.5 170-6 $\frac{1}{2}$	13- $\frac{1}{2}$	233-2 $\frac{1}{2}$	7/8-9/1960 5:09.9
---	---	---	8709	8155	Phil Mulkey -USA 10.7 24-1 50-3 $\frac{1}{2}$ 6-6 $\frac{1}{2}$ 51.0	Memphis	14.6 154-3 $\frac{1}{2}$	14-4 $\frac{1}{2}$	221-4 $\frac{1}{2}$	6/16-17/1961 4:43.8
---	---	---	* 9121	8089	C.K. Yang -Taiwan 10.7 23-6 $\frac{1}{2}$ 43-4 $\frac{1}{2}$ 6-3 $\frac{1}{2}$ 47.7	Walnut	14.0 134-5 $\frac{1}{2}$	15-10 $\frac{1}{2}$	235-4 $\frac{1}{2}$	4/27-28/1963 5:02.4
---	---	---	---	8234	Bill Toomey -USA 10.3 25-6 45-8 $\frac{1}{2}$ 6-4 $\frac{1}{2}$ 47.3	Salina	14.8 147-5 $\frac{1}{2}$	13-0	198-11	7/2-3/1966 4:30.0
---	---	---	---	* 8230	Russ Hodge -USA 10.5 24-7 $\frac{1}{2}$ 56-7 $\frac{1}{2}$ 6- $\frac{1}{2}$ 48.9	Los Angeles	15.2 165-5 $\frac{1}{2}$	13-5 $\frac{1}{2}$	211-7	7/23-24/1966 4:40.4
---	---	---	---	* 8319	Kurt Bendlin -West Germany 10.6 24-9 $\frac{1}{2}$ 47-7 6- $\frac{1}{2}$ 47.9	Heidelberg	14.8 151-11 $\frac{1}{2}$	13-5 $\frac{1}{2}$	245-7	5/13-14/1967 4:19.4
---	---	---	---	* 8417	Bill Toomey -USA 10.3 25-5 $\frac{1}{2}$ 47-2 $\frac{1}{2}$ 6-4 47.1	Los Angeles	14.3 152-6 $\frac{1}{2}$	14- $\frac{1}{2}$	215-8	12/10-11/1969 4:39.4
---	---	---	---	* 8454	Nikolay Avilov -USSR 11.00*25-2 $\frac{1}{2}$ 47-1 $\frac{1}{2}$ 6-11 $\frac{1}{2}$ 48.5	Munich	14:31*154-1 $\frac{1}{2}$	14-11 $\frac{1}{2}$	202-3 $\frac{1}{2}$	9/7-8/1972 4:22.8

\* - electronic timing to 100th of a second.

# WORLD RANKINGS 1947 - 1974

By Track & Field News, based on (1) honors won, (2) win-loss record, and (3) sequence of marks. Tables used: 1934 (47-51); 1950 (52-63); 1962 (64-74)

## 1947

1. Vladimir Volkov, SU	7159
2. Heino Lipp, SU	7097
3. Erik Andersson, Sweden	7045
4. Enrique Kistenmacher, Arg	7011
5. Al Lawrence, US	6973
6. Mario Recordion, Chile	6886
7. Vasiliy Kuznyetsov, SU	6806
8. Celso Doria, Brazil	6886
9. Per Eriksson, Sweden	6730
10. Irv Mondschein, US	6715

## 1948

1. Heino Lipp, SU	7780
2. Bob Mathias, US	7224
3. Ignace Heinrich, France	6974
4. Floyd Simmons, US	7054
5. Enrique Kistenmacher, Arg	6929
6. Vladimir Volkov, SU	7229
7. Petr Denisenko, SU	7016
8. Irv Mondschein, US	7101
9. E. P. Andersson, Sweden	6877
10. Al Lawrence, US	6841

## 1949

1. Bob Mathias, US	7556
2. Heino Lipp, SU	7539
3. Orn Clausen, Iceland	7259
4. Ignace Heinrich, France	7271
5. Petr Denisenko, SU	7287
6. Irv Mondschein, US	7191
7. Vladimir Volkov, SU	7173
8. Miroslav Moravec, Czech	7071
9. Armin Scheurer, Switz	7033
10. Enrique Kistenmacher, Arg	6854

## 1950

1. Bob Mathias, US	8042
2. Bill Albans, US	7361
3. Ignace Heinrich, France	7364
4. Heino Lipp, SU	7319
5. Orn Clausen, Iceland	7297
6. Kjell Tannander, Sweden	7175
7. Jim McConnell, US	7120
8. Otey Scruggs, US	7102
9. Petr Denisenko, SU	7116
10. Brayton Norton, US	7083

## 1951

1. Bob Richards, US	7834
2. Ignace Heinrich, France	7476
3. Orn Clausen, Iceland	7453
4. Floyd Simmons, US	7361
5. Otey Scruggs, US	7178
6. Bill Miller, US	7174
7. Kjell Tannander, Sweden	7110
8. Vladimir Volkov, SU	7106
9. Pyotr Denisenko, SU	7023
10. Brayton Norton, US	6997

## 1952

1. Bob Mathias, US	7887
2. Milt Campbell, US	7060
3. Floyd Simmons, US	6803
4. Bill Albans, US	6627
5. Bob Richards, US	6713
6. Vladimir Volkov, SU	6904
7. Sepp Hipp, Germany	6449
8. Goran Widenfelt, Sweden	6501
9. Kjell Tannander, Sweden	6308
10. Friedel Schirmer, Germany	6470

## 1953

1. Milt Campbell, US	7743
2. Bob Richards, US	7388
3. Vasiliy Kuznyetsov, SU	7205
4. Heino Lipp, SU	7187
5. Vladimir Volkov, SU	7047
6. Bill Miller, US	6921
7. Petre Zambresteanu, Rumania	6901
8. James Cooke, US	6894
9. Walter Meier, Germany	6876
10. Miloslav Moravec, Czech	6846

## 1954

1. Bob Richards, US	7315
2. Vasiliy Kuznyetsov, SU	7292
3. Vladimir Volkov, SU	6922
4. Boris Stolyarov, SU	6859
5. Yuriy Kutyenko, SU	6897
6. Walter Meier, Germany	6587
7. Brayton Norton, US	6459
8. Torbjorn Lassenius, Finland	6424
9. Heinz Oberbeck, Germany	6263
10. Miloslav Moravec, Czech	6185



# WORLD RANKINGS (CONTINUED)

## 1955

1. Rafer Johnson, US	7983
2. Vasiliy Kuznyetsov, SU	7645
3. Bob Richards, US	7043
4. Bob Lawson, US	7065
5. Walter Meier, Germany	6834
6. Brayton Norton, US	6825
7. Yuriy Kuttyenko, SU	6708
8. Boris Stolyarov, SU	6700
9. Kim Bukhantsev, SU	6546
10. Torbjorn Lassenius, Fin	6509

## 1956

1. Milt Campbell, US	7937
2. Rafer Johnson, US	7755
3. Vasiliy Kuznyetsov, SU	7733
4. Uno Palu, SU	7167
5. Martin Lauer, Germany	7201
6. Walter Meier, Germany	7173
7. Yuriy Kuttyenko, SU	7393
8. Torbjorn Lassenius, Fin	6991
9. Bob Richards, US	7054
10. Bob Lawson, US	6889

## 1957

1. Vasiliy Kuznyetsov, SU	7379
2. Yuriy Kuttyenko, SU	7294
3. Walter Meier, Germany	7193
4. Charles Pratt, US	7164
5. Walter Tschudi, Switz	7151
6. Dave Edstrom, US	6981
7. Bob Lawson, US	6910
8. Jim Klein, US	6793
9. Igor Ter-Ovanesyan, SU	6783
10. Rudolf Bogomolov, SU	6736

## 1958

1. Rafer Johnson, US	8302
2. Vasiliy Kuznyetsov, SU	8042
3. Yang Chuan-Kwang, Formosa	7625
4. Dave Edstrom, US	7736
5. Uno Palu, SU	7559
6. Yuriy Kuttyenko, SU	7989
7. Walter Meier, Germany	7388
8. Phil Mulkey, SU	7405
9. Igor Ter-Ovanesyan, SU	7184
10. Markus Kahma, Finland	7137

## 1959

1. Vasiliy Kuznyetsov, SU	8357
2. Martin Lauer, Germany	7955
3. Yang Chuan-Kwang, Formosa	7835
4. Dave Edstrom, US	7599
5. Yuriy Kuttyenko, SU	7535
6. Walter Tschudi, Switz	7298
7. Eef Kamerbeek, Holland	7103
8. Markus Kahma, Finland	7088
9. Walter Meier, Germany	7061
10. Mike Herman, US	7026

## 1960

1. Rafer Johnson, US	8683
2. Yang Chuan-Kwang, Formosa	8426
3. Vasiliy Kuznyetsov, SU	7845
4. Yuriy Kuttyenko, SU	7772
5. Dave Edstrom, US	8176
6. Phil Mulkey, US	7652
7. Uno Palu, SU	7598
8. Eef Kamerbeek, Holland	7236
9. Franco Sar, Italy	7195
10. Jim Klein, US	7185

## 1961

1. Yuriy Kuttyenko, SU	8360
2. Phil Mulkey, US	8709
3. Vasiliy Kuznyetsov, SU	7918
4. Paul Herman, US	7800
5. Eef Kamerbeek, Holland	7594
6. Joze Bradnik, Yugoslavia	7466
7. Dave Edstrom, US	7293
8. Mikhail Storozhenko, SU	7257
9. Markus Kahma, Finland	7254
10. Willie Holdorf, Germany	7238

## 1962

1. Yang Chuan-Kwang, Formosa	8249
2. Vasiliy Kuznyetsov, SU	8026
3. Werner Von Moltke, Germany	8022
4. Manfred Bock, Germany	7893
5. Janis Lasis, SU	7763
6. Paul Herman, US	7725
7. Eef Kamerbeek, Holland	7724
8. Willie Holdorf, Germany	7667
9. Seppo Suutari, Finland	7544
10. Phil Mulkey, US	7480

## 1963

1. Yang Chuan-Kwang, Formosa	9121
2. Vasiliy Kuznyetsov, SU	7854
3. Willie Holdorf, Germany	8085
4. Anatoliy Ovseyenko, SU	7839
5. Werner Von Moltke, Germany	7856
6. Steve Pauly, US	7852
7. Eef Kamerbeek, Holland	7677
8. Hans-Joachim Walde, Germany	7791
9. Paul Herman, US	8061
10. Wolfgang Heise, Germany	7517

## 1964

1. Willi Holdorf, West Germany	7887
2. Rein Aun, SU	7842
3. Hans-Joachim Walde, WGer	7852
4. Manfred Bock, Germany	7950
5. Paul Herman, US	7787
6. Yang Chuan-Kwang, Formosa	7853
7. Horst Beyer, West Germany	7854
8. Vasiliy Kuznyetsov, SU	7596
9. Mikhail Storozhenko, SU	7772
10. Russ Hodge, US	7740

# WORLD RANKING (CONTINUED)

1965

1. Mikhail Storozhenko, SU	7883
2. Kurt Bendlin, West Ger	7848
3. Bill Toomey, US	7764
4. Russ Hodge, US	7682
5. Horst Beyer, West Ger	7636
6. Paul Herman, US	7600
7. Yuriy Dyachkov, SU	7519
8. Rein Aun, SU	7556
9. Don Shy, US	7486
10. Albert Fantalis, SU	7443

1966

1. Bill Toomey, US	8234
2. Russ Hodge, US	8230
3. Werner Von Moltke, WGer	7961
4. Yuriy Dyachkov, SU	7836
5. Horst Beyer, West Ger	7634
6. Jorg Mattheis, West Ger	7614
7. Rein Aun, SU	7682
8. Mikhail Storozhenko, SU	7578
9. Juri Otsmaa, SU	7600
10. Max Klauss, East Ger	7446

1967

1. Kurt Bendlin, West Ger	8319
2. Bill Toomey, US	8044
3. Max Klauss, East Ger	7986
4. Hans-Joachim Walde, WGer	7992
5. Rein Aun, SU	7979
6. Manfred Tiedtke, EastGer	7690
7. Horst Beyer, West Ger	7712
8. Hebert Wessel, East Ger	7636
9. Jorg Mattheis, West Ger	7774
10. Janis Lanka, SU	7769

1968

1. Bill Toomey, US	8222
2. Hans-Joachim Walde, WGer	8111
3. Kurt Bendlin, West Ger	8086
4. Nikolay Avilov, SU	7909
5. Joachim Kirst, East Ger	7861
6. Rein Aun, SU	8026
7. Manfred Tiedtke, EastGer	7904
8. Herbert Wessel, East Ger	7953
9. Janis Lanka, SU	7972
10. Max Klauss, East Ger	7889

1969

1. Bill Toomey, US	8417
2. Joachim Kirst, East Ger	8279
3. Herbert Wessel, East Ger	8021
4. Manfred Tiedtke, EastGer	8013
5. Kurt Bendlin, West Ger	8055
6. Vladimir Shcherbatikh, SU	8032
7. Viktor Chelnokov, SU	7872
8. Nikolay Avilov, SU	7945
9. Rudiger Demmig, East Ger	8029
10. Rick Sloan, US	8051

1970

1. Joachim Kirst, East Ger	8121
2. Kurt Bendlin, West Ger	7932
3. Russ Hodge, US	8025
4. Lennart Hedmark, Sweden	8011
5. Rudiger Demmig, East Ger	8130
6. Nikolay Avilov, SU	7874
7. Herbert Wessel, East Ger	8003
8. John Warkentin, US	8026
9. Jeff Bennett, US	8072
10. Manfred Tiedtke, East Ger	7989

1971

1. Joachim Kirst, East Ger	8206
2. Lennart Hedmark, Sweden	8065
3. Hans-Joachim Walde, WGer	8122
4. Kurt Bendlin, West Ger	8244
5. Heinz-Ulrich Schulze, WG	8043
6. Leonid Litvinyenko, SU	8044
7. Boris Ivanov, SU	8237
8. Rick Wanamaker, US	7989
9. Herbert Swoboda, West Ger	8008
10. Russ Hodge, US	7957

1972

1. Nikolay Avilov, SU	8454
2. Leonid Litvinyenko, SU	8035
3. Ryszard Katus, Poland	7984
4. Jeff Bennett, US	8076
5. Jeff Bannister, US	8120
6. Ryszard Skowronek, EastGer	8147
7. Stefan Schreyer, East Ger	7950
8. Tadeusz Janczenko, Poland	8006
9. Steen Smidt-Jensen, Den	7947
10. Freddy Herbrand, Belgium	7947

1973

1. Sepp Zeilbauer, Austria	8135
2. Lennart Hedmark, Sweden	8188
3. Ryszard Skowronek, Poland	8206
4. Yves LeRoy, France	8140
5. Aleksandr Blinyayev, SU	8100
6. Jeff Bennett, US	8121
7. Toomas Suurvali, SU	8018
8. Toomas Berendsen, SU	8106
9. Rudolf Zigert, SU	8134
10. Ryszard Katus, Poland	8020

1974

1. Bruce Jenner, US	8308
2. Ryszard Skowronek, Poland	8207
3. Yves LeRoy, France	8146
4. Guido Kratschmer, West Ger	8132
5. Leonid Litvinyenko, SU	8122
6. Ryszard Katus, Poland	7938
7. Jeff Bennett, US	7939
8. Anatoliy Grachev, SU	8060
9. Fred Smara, US	7988
10. Philipp Andres, Switz	7934

# WORLD RANKING, SUMMARIZED BY COUNTRIES 1947 - 1974

Yr	USA	USSR	W Ger	E Ger	Others
47	5 10	1 2 7			Swe 3 9 Arg 4 Chile 6 Brz 8
48	2 4 8 10	1 6 7			France 3 Arg 5 Sweden 9
49	1 6	2 5 7			Ice 3 Fr 4 Czech 8 Swit 9 Arg 10
50	1 2 7 8 10	4 9			France 3 Iceland 5 Sweden 6
51	1 4 5 6 10	8 9			France 2 Iceland 3 Sweden 7
52	1 2 3 4 5	6	7 10		Sweden 8 9
53	1 2 6 8	3 4 5	9		Rumania 7 Czechoslovakia 10
54	1 7	2 3 4 5	6 9		Finland 8 Czechoslovakia 10
55	1 3 4 6	2 7 8 9	5		Finland 10
56	1 2 9 10	3 4 7	5 6		Finland 8
57	4 6 7 8	1 2 9 10	3		Switzerland 5
58	1 4 8	2 5 6 9	7		Formosa 3 Finland 10
59	4 10	1 5	2 9		Form 3 Switz 6 Holl 7 Fin 8
60	1 5 6 10	3 4 7			Formosa 2 Holland 8 Italy 9
61	2 4 7	1 3 8	10		Holland 5 Yugoslavia 6 Fin 9
62	6 10	2 5	3 4 8		Formosa 1 Holland 7 Finland 9
63	6 9	2 4	3 5 8 10		Formosa 1 Holland 7
64	5 10	2 8 9	1 3 4 7		Formosa 6
65	3 4 6 9	1 7 8 10	2 5		
66	1 2	4 7 8 9	3 5 6	10	
67	2	5 10	1 4 7 9	3 6 8	
68	1	4 6 9	2 3	5 7 8 10	
69	1 10	6 7 8	5	2 3 4 9	
70	3 8 9	6	2	1 5 7 10	Sweden 4
71	8 10	6 7	3 4 5 9	1	Sweden 2
72	4 5	1 2		7	Poland 3 6 8 Denmark 9 Belg 10
73	6	5 7 8 9			Austria 1 Swe 2 Pol 3 10 Fra 4
74	1 7 8	5 8	4		Poland 2 6 France 3 Switz 10

Times ranked first: USA 14, USSR 7, West Germany 2, East Germany 2, Formosa 2, Austria 1

Total places: USA 80, USSR 78, West Germany 42, East Germany 18, Sweden 10, Finland, Poland 7; France, Formosa 6; Holland 5, Switzerland 4, Iceland, Argentina, Czechoslovakia 3; Brazil, Chile, Rumania, Italy, Yugoslavia, Denmark, Belgium, Austria 1.

Total points (10,9,8,7,6,5,4,3,2,1): USA 462, USSR 437, West Germany 239, E. Germany 92, Sweden 51, Formosa 50, France 47, Poland 39, Iceland 22, Holland 21, Switzerland 13, Finland 15, Argentina 14, Austria 10, Chile 5, Czechoslovakia 5, Yugoslavia 5, Rumania 4, Brazil 3, Italy 2, Denmark 2, Belgium 1

Years ranked (out of 28): USA 28, USSR 28, West Germany 20, Sweden 8, East Germany 7, Finland 7, Formosa 6, France 6, Holland 5, Switzerland 4, Poland 3, Iceland 3, Argentina 3, Czechoslovakia 3, Austria, Chile, Yugoslavia, Rumania, Brazil, Italy, Denmark, Belgium 1.

Most places one year: USA 5 (50,51,52); USA 4 (48,53,55,56,57,60,65); USSR 4 (54,55,57,58,65,66,73); West Germany 4 (63,64,67,71); East Germany 4 (68,69,70).

Best year: USA, 1952, 40 points with 1,2,3,4,5.

Decade averages (first column shows places per year, second column, points)

	USA	USSR	W Germany	E Germany	
1940s	3.67	14.0	3.0	20.3	0 0 - -
1950s	3.8	23.6	2.9	16.7	1.2 5.4
1960s	2.3	12.0	2.9	15.2	2.4 14.6 2 9.5 (6 years)
1970s	2.2	10.2	2.8	11.0	1.2 7.8 1.2 7.0

# ALL-TIME WORLD PERFORMERS & PERFORMANCES OVER 8000 POINTS

8454	AVILOV, Nikolay USSR 72	8096	Avilov 71
8417	TOOMEY, Bill USA 69	8089	YANG, C. K. FOR 63
8319	BENDLIN, Kurt WG 67	8086	Bendlin 68
8308	JENNER, Bruce USA 74	8084	Avilov 72
8279	KIRST, Joachim EG 69	8076	Bennett 72
8277	Toomey 69	8076	Skowronek 74
8270	Toomey 69	8075	Toomey 69
8245	Jenner 74	8074	Le Roy 74
8240	Jenner 74	8072	Bennett 68
8237	IVANOV, Boris USSR 71	8064	Bendlin 68
8234	Toomey 66	8063	JOHNSON, Rafer USA 60
8230	HODGE, Russ USA 66	8061	Skowronek 73
8229	LE ROY, Yves FRA 74	8060	GRACHOV, Anatolyi USSR 74
8224	Bendlin 71	8057	Hedmark 71
8222	Toomey 68	8055	Bendlin 69
8219	Toomey 66	8051	SLOAN, Rick USA 69
8207	SKOWRONEK, Ryszard POL 74	8044	Toomey 67
8206	Kirst 71	8044	Litvenyenko 71
8206	Skowronek 73	8043	SCHULZE, Heinz Ulrich WG 71
8196	Kirst 71	8041	Kirst 69
8193	Toomey 68	8039	Bennett 73
8188	HEDMARK, Lennart SWE 73	8038	Hedmark 71
8169	Toomey 69	8037	Toomey 68
8155	MULKEY, Phil USA 61	8035	Litvenyenko 72
8147	Skowronek 72	8033	DIXON, Fred USA 74
8146	Le Roy 74	8032	SHCHERBATIKH, Vladimir USSR 69
8140	Le Roy 73	8029	Demmig 69
8137	Toomey 69	8027	Demmig 69
8136	ZEILBAUER, Sepp AUS 73	8026	AUN, Rein USSR 68
8134	ZIGERT, Rudolf USSR 73	8026	WARKENTIN, John USA 70
8132	KRATSCHMER, Guido WG 74	8025	Hodge 70
8130	Hodge 66	8021	WESSEL, Herbert EG 69
8130	DEMMIG, Rudiger EG 70	8020	KATUS, Ryszard POL 73
8122	WALDE, Hans Joachim WG 71	8018	SUURVALI, Toomas USSR 73
8122	LITVENYENKO, Leonid USSR 74	8016	BERENDSEN, Toomas USSR 73
8121	Kirst 70	8013	TIEDTKE, Manfred EG 69
8121	BENNETT, Jeff USA 73	8011	Hedmark 70
8120	BANNISTER, Jeff USA 72	8008	SWOBODA, Herbert WG 71
8120	Hedmark 73	8006	JANCZENKO, Tadeusz POL 72
8116	Toomey 69	8005	GREBYENYUK, Alexander USSR 72
8115	Avilov 72	8003	Wessel 70
8111	Walde 68	8001	Johnson 60
8100	BLINYAYEV, Aleksandr USSR 73	8000	Berendsen 72
		8000	Zeilbauer 73

		BY COUNTRY				
		Performers & Performances Over:				
		8400	8300	8200	8100	8000
OVER 8000:	Toomey 13; Bendlin, Kirst, Skowronek, Hedmark 5; Avilov, Le Roy, Bennett 4; Jenner, Hodge, Demmig, Litvenyenko 3; Zeilbauer, Walde, Johnson, Wessel, Berendsen 2.	USA 1-1	2-2	3-10	6-18	10-30
OVER 8100:	Toomey 10; Kirst 4; Jenner, Le Roy, Skowronek 3; Avilov, Bendlin, Hodge, Hedmark, Walde 2.	USSR 1-1	1-1	2-2	5-6	11-17
OVER 8200:	Toomey 6; Jenner 3; Kirst, Skowronek 2.	WG 1-1	1-1	1-2	3-5	5-10
OVER 8300:	Avilov, Toomey, Bendlin, Jenner 1.	EG 1-2	1-2	2-5	4-11	
OVER 8400:	Avilov, Toomey 1.	POL 1-2	1-3	3-7		
		FRA 1-1	1-3	1-4		
		SWE 1-2	1-5			
		SWITZ 1-1	1-2			
		FOR 1-1				
		TOTAL 2-2	4-4	9-19	20-43	37-87

## EUROPEAN CHAMPIONSHIPS 1934 - 1974

- 1934 Turin, Italy September 8 & 9  
1. Hans-Heinrich Sievert (Ger) 8103.245 (1920 table), 6858 (1962)  
2. Leif Dahlgren (Swe) 7770.83, 6666; 3. Jerzy Plawczyk (Pol) 7552.345, 6399; 4. Janis Dimza (Lat) 7451.40, 6329; 5. Armin Guhl (Switz) 7347.47, 6418; 6. Wolrad Eberle (Ger) 7153.645, 6153.
- 1938 Paris, France September 4 & 5  
1. Olle Bexell (Swe) 7214 (1934 table), 6870 (1962)  
2. Witold Gerutto (Pol) 7006, 6661; 3. Josef Neumann (Switz) 6664, 6444;  
4. Rudolf Glotzner (Ger) 6492, 6364; 5. Raymond Anet (Switz) 6118, 6064;  
6. Jerzy Plawczyk (Pol) 5946, 5875.
- 1946 Oslo, Norway August 23 & 24  
1. Godtfred Holmvang (Nor) 6987 (1934 table), 6760 (1962)  
2. Sergey Kuznyetsov (SU) 6930, 6721; 3. Goran Waxberg (Swe) 6661, 6504;  
4. Armin Scheurer (Switz) 6655, 6458; 5. Pierre Sprecher (Fr) 6496, 6349;  
6. Oskar Hafliger (Switz) 6461, 6355.
- 1950 Brussels, Belgium August 24 & 25  
1. Ignace Heinrich (Fr) 6364 (1934 table), 7009 (1962)  
2. Orn Clausen (Ice) 7297, 6997; 3. Kjell Tannander (Swe) 7175, 6869;  
4. Goran Widenfelt (Swe) 7005, 6765; 5. Armin Scheurer (Switz) 6944, 6637;  
6. Vladimir Volkov (SU) 6869, 6673.
- 1954 Bern, Switzerland August 26 & 27  
1. Vasiliy Kuznyetsov (SU) 6752 (1950 table), 7043 (1962)  
2. Torbjorn Lassenius (Fin) 6424, 6821; 3. Heinz Oberbeck (Ger) 6263; 6733  
4. Yuriy Kutyenko (SU) 6097, 6609; 5. Miloslav Moravec (Czech) 5953, 6550;  
6. Manfred Huber (Switz) 5813, 6397.
- 1958 Stockholm, Sweden August 20 & 21  
1. Vasiliy Kuznyetsov (SU) 7865 (1950 table), 7697 (1962)  
2. Uno Palu (SU) 7329, 7448; 3. Walter Meier (EG) 7249, 7405;  
4. Markus Kahma (Fin) 7137, 7296; 5. Walter Tschudi (Switz) 6858, 7087;  
6. Eef Kamerbeek (Hol) 6784, 7048.
- 1962 Belgrade, Yugoslavia September 13 & 14  
1. Vasiliy Kuznyetsov (SU) 8026 (1950 table), 7770 (1962)  
2. Werner von Motlke (WG) 8022, 7786; 3. Manfred Bock (WG) 7835, 7719;  
4. Eef Kamerbeek (Hol) 7724, 7632; 5. Willi Holdorf (WG) 7523, 7539;  
6. Yuriy Dyachkov (SU) 7400, 7463.
- 1966 Budapest, Hungary August 31 & September 1  
1. Werner von Moltke (WG) 7740 (1962 table)  
2. Jorg Mattheis (WG) 7614; 3. Horst Beyer (WG) 7562; 4. Max Klauss (EG) 7446; 5. Rein Aun (SU) 7378; 6. Juris Otsmaa (SU) 7237.
- 1969 Athens, Greece September 17 & 18  
1. Joachim Kirst (EG) 8041 (1962 table)  
2. Herbert Wessel (EG) 7828; 3. Viktor Chelnokov (SU) 7801; 4. Nikolay Avilov (SU) 7779; 5. Rudiger Demmig (EG) 7631; 6. Horst Mandl (Aut) 7579.
- 1971 Helsinki, Finland August 11 & 12  
1. Joachim Kirst (EG) 8196 (1962 table)  
2. Lennart Hedmark (Swe) 8038; 3. Hans-Joachim Walde (WG) 7951; 4. Heinz-Ulrich Schulze (WG) 7889; 5. Sepp Zeilbauer (Aut) 7842; 6. Peter Gabbett (GB) 7754.
- 1974 Rome, Italy September 6 & 7  
1. Ryszard Skowronek (Pol) 8207 (1962 table)  
2. Yves Le Roy (Fr) 8146; 3. Guido Kratschmer (WG) 8132; 4. Leonid Litvinyenko (SU) 8122; 5. Ryszard Katus (Pol) 7920; 6. Philipp Andres (Switz) 7863.



# PREVIOUS PAN AMERICAN GAME RESULTS, 1951 - 1971

The 7th Pan American Games are scheduled for Mexico City in October, 1975. The American decathlon win streak is five. The results of the first six Pan Am decathlons follow:

## 1951 Buenos Aires (3/5+6)

1. Hernan Figueroa (Chile)	6610 (34)	1962 6456 MR
(11.3 22-3 43-8 $\frac{3}{4}$ 5-7 53.1)		
(16.6 119-5 10-10 173-11 5:00.6)		
2. H. Alzamora (Peru)	6063	----
3. E. Salazar (Guatemala)	4380	----

## 1955 Mexico City (3/18-19)

1. Rafer Johnson (USA)	6994 (50)	7144 MR
(10.8 23-7 44- $\frac{3}{4}$ 6-2 $\frac{1}{2}$ 50.9)		
(14.9 143-9 $\frac{1}{2}$ 12-1 $\frac{3}{4}$ 175-9 $\frac{1}{2}$ 5:47.5)		
2. Bob Richards (USA)	6886	----
3. Hernan Figueroa (Chile)	5740	----
4. Brigido Iriarte (Venezuela)	5253	----
5. Carlos Vera (Chile)	4365 (7 events)	----
6. Javier Gonzalez (Mexico)	4108	----

## 1959 Chicago (8/29-30)

1. Dave Edstrom (USA)	7245 (50)	7370 MR
(11.2 23-2 46-9 $\frac{1}{2}$ 5-10 $\frac{1}{2}$ 49.4)		
(15.0 149-7 12-1 $\frac{1}{2}$ 183-1 $\frac{1}{2}$ 4:51.2)		
2. Phil Mulkey (USA)	6062	----
3. George Stulac (Canada)	5989	----
4. Hector Thomas (Venezuela)	5626	----
5. Emir Martinez (Argentina)	5489	----
6. Juris Laipenieks (Chile)	5472	----

## 1963 Sao Paulo (4/30-5/1)

1. J.D. Martin (USA)	7335 (50)	7305
(11.5 21-7 $\frac{3}{4}$ 42-7 6-4 $\frac{3}{4}$ 51.5)		
(15.1 139-3 15-0 186-10 $\frac{1}{2}$ 4:55.7)		
2. William Gairdner (Canada)	6812	----
3. Hector Thomas (Venezuela)	6751	----
4. Russ Hodge (USA)	6331	----
5. Cleomenes deCunha (Brazil)	6236	----
6. Roberto Dolcet	5845	----

## 1967 Winnipeg (8/1-2)

1. Bill Toomey (USA)	8044 MR
(10.8 24-10 $\frac{3}{4}$ 43-8 6-3 $\frac{1}{2}$ 47.3)	
(15.1 131-10 13-5 $\frac{1}{2}$ 221-10 4:23.3)	
2. Hector Thomas (Venezuela)	7312
3. Dave Thoreson (USA)	7295
4. Dave Gorman (Canada)	7024
5. Steve Spencer (Canada)	6796

## 1971 Cali (8/1-2)

1. Rick Wanamaker (USA)	7647
(11.3 22-9 $\frac{3}{4}$ 48-6 $\frac{3}{4}$ 6-4 $\frac{3}{4}$ 49.6)	
(14.8 150-11 15-1 $\frac{1}{4}$ 190-9 5:16.0)	
2. Russ Hodge (USA)	7445
3. Jesus Mirabel (Cuba)	7295

# DISTRIBUTION OF POINTS BY LAST NINE WORLD RECORD HOLDERS

Here's how the last nine world record holders distributed their points on the big day. Jumps, throws and sprints are compared; the 1500 is treated separately as it is a low scoring event for everyone--664 by Bendlin being the best. That's fewer points than Morris' lowest non-1500 score from 38 years ago. Check the percentages. They are more meaningful than the scores in comparing decathletes over a 36 year span.

Athlete	Avi lov	Too mey	Bend lin	Hod ge	Yang	John son	Kuz nyet sov	Math ias	Mor ris	Aver age	Range
World record	8454	8417	8319	8230	8089	8063	7957	7731	7421		
SP points	750	751	759	918	679	839	769	806	734		
DT points	818	809	806	880	705	906	871	816	744		
JT points	781	830	933	815	899	891	822	751	692		
Throws total	<u>2349</u>	<u>2390</u>	<u>2498</u>	<u>2613</u>	<u>2283</u>	<u>2626</u>	<u>2462</u>	<u>2373</u>	<u>2170</u>		
% of overall	28	28	30	32	28	33	31	31	29	30	28-33
LJ points	957	972	931	923	855	931	891	816	814		
HJ points	959	796	716	725	788	662	760	769	725		
PV points	945	876	832	832	1014	799	859	807	672		
Jumps total	<u>2861</u>	<u>2644</u>	<u>2479</u>	<u>2480</u>	<u>2657</u>	<u>2392</u>	<u>2610</u>	<u>2392</u>	<u>2211</u>		
% of overall	34	31	30	30	33	30	33	31	30	31.3	30-34
100 points	804	986	905	932	879	905	879	828	780		
400 points	875	943	903	856	913	871	842	797	833		
110H points	926	926	870	827	962	903	881	881	859		
Sprints total	<u>2605</u>	<u>2855</u>	<u>2678</u>	<u>2615</u>	<u>2754</u>	<u>2679</u>	<u>2602</u>	<u>2506</u>	<u>2472</u>		
% of toal	31	34	32	32	34	33	33	32	33	32.7	31-34
1500 points	639	528	664	522	395	356	383	460	568	6%	
Difference*	512	465	199	135	471	287	148	133	302		
% of overall	6.1	5.5	2.4	1.6	5.8	3.6	1.9	1.7	4.1	3.6	1.6-6.1
First day	4345	4448	4214	4354	4114	4208	4141	4016	3886		
% of overall	51.4	52.8	50.7	52.9	50.9	52.2	52.0	51.9	52.4	51.9	50.7-
Second day	4109	3969	4105	3876	3975	3855	3816	3715	3535		52.9
% of overall	48.6	47.2	49.3	47.1	49.1	47.8	48.0	48.1	47.6	48.1	47.1-
Split	236	479	109	478	139	353	325	301	351		49.3
Best event	HJ	100	JT	100	PV	LJ	LJ	HH	HH		
Score	959	986	933	932	1014	931	891	881	859		
Worst event**	SP	SP	HJ	HJ	S)	HJ	HJ	JT	PR		
Score	750	751	716	725	679	662	760	751	672		
Difference	209	234	217	207	335	269	131	130	187		
% difference	2.5	2.8	2.6	2.5	4.1	3.3	1.6	1.7	2.5	2.6	1.6-4.2

\* = difference between highest and lowest group

\*\* = not including 1500

Notes: Variation of group totals ranges from 1% (Mathias) to 6% (Yang, Avilov, Toomey). Bendlin has the least variation between days (1.4%) and Hodge the most (5.8%). Kuznyetsov varies only 1.6% between best and worst event while Yang varies 4.1%. Hodge's 32% is highest for throws, Avilov's 34% leads jumps, Toomey & Yang (34%) lead sprints.

# NUMBER OF PERFORMANCES IN THE WORLD, AS OF 1/1/75

Year	over 8400	8399 8300	8299 8200	8199 8100	8099 8000	7999 7900	7899 7800	7799 7700	7699 7600	7599 7500	over 7500
1974		1	4	3	4	*	*	*	*	*	*
1973			1	7	6	12	31	19	50	75	201
1972	1			3	6	17	17	25	41	44	155
1971			3	2	6	16	22	18	56	35	158
1970				2	5	8	12	26	34	33	120
1969	1		3	3	9	7	11	13	20	33	100
1968			1	2	4	6	13	6	17	20	69
1967		1			1	4	4	5	14	23	52
1966			3	1		1	2	1	4	11	23
1965							2	3	6	6	17
1964						1	9	8	9	10	37
1963					1		2	1	8	6	18
1962							1	5	6	7	19
1961				1		1	1	1	3	5	12
1960					2	1	1		7	6	17
1959						2		1	2	2	7
1958							1	4	4	4	13
1957											-
1956								1	2	2	5
1955								1		1	2
1954											-
1953											-
1952								1	1		2

## NUMBER OF PERFORMANCES IN THE UNITED STATES, AS OF 1/1/75

1974		1	2		1	7	6	4	9	7	37
1973				1	1	2	3	4	10	7	28
1972				1	1	3	4	7	6	10	32
1971						3	2		9	6	20
1970					8	1	2	6		4	16
1969	1		2	3	2						*
1968			1	1	1						*
1967					1						*
1966			3	1							*
1961				1							*
1960					2						*

## SCORES MADE BY WORLD PERFORMERS AT VARIOUS LEVELS 1964 - 1974

	1974	1973	1972	1971	1970	1969	1968	1967	1966	1965	1964
1st	8308	8206	8454	8244	8130	8417	8222	8319	8234	7883	7950
10th	7945	8016	7997	7998	7919	7956	7879	7690	7537	7486	7728
20th	7884	7865	7872	7912	7772	7731	7648	7572	7457	7380	7466
35th	7736	7794	7758	7800	7639	7598	7529	7417	7270	7250	7204
50th	7645	7663	7662	7658	7554	7496	7383	7312	7130	7096	7102
75th	*	7530	7533	7533	7421	7321	7271	7194	7020	6965	
100th	*	7506	7438	7378	7310	7188	7168	7072	6944	6812	
		(84th)									

## WORLD RECORD BREAKERS COMPARED

Here is one way to compare the great decathletes of all-time, one against another. The athlete's performance is compared with the world records then existing in each event. The 10 resulting coefficients summed and divided by 10. This final coefficient then is compared with those for other decathletes. The individual coefficient is simply the athlete's performance divided by the world record in the case of field events or vice versa in the case of runs.

These are the relative rankings of all world record holders plus world record breakers whose marks were not accepted (marked with \*). Shown are the coefficients, in descending order, athlete, year of performance, and score on the 1962 tables. (Thanks to Jack Shepard)

.8670 Hans Sievert(Ger)34, 7293	.8488 Rafer Johnson(US)58, 7896
.8662*Jim Thorpe(US)12, 6956	.8476 Alex Klumberg(Est)22, 6267
.8626 Paavo Yrjola(Fin)27, 6768	.8420 Rafer Johnson(US)55, 7758
.8617 Jim Bausch(US)32, 6896	.8395 Harold Osborn(US)24, 6668
.8561 Bob Mathias(US)52, 7731	.8396 Vas. Kuznyetsov(USSR)58, 7760
.8553 Paavo Yrjola(Fin)28, 6774	.8380 Bob Mathias(US)50, 7453
.8539 Akilles Jarvinen(Fin)30, 6959	.8342 C. K. Yang(For)63, 8089
.8533 Bob Mathias (US)52, 7690	.8275 Kurt Bendlin(WGer)67, 8319
.8521 Rafer Johnson(US)60, 8063	.8265 Russ Hodge(US)66, 8230
.8501 Glenn Morris(US)36, 7383	.8219*Bill Toomey(US)66, 8234
.8498 Glenn Morris(US)36, 7421	.8130 Bill Toomey(US)69, 8417
.8497*Phil Mulkey(US)61, 8155	.8130 Nikolay Avilov(USSR)72, 8454
.8496 Vasiliy Kuznyetsov(USSR)59, 7957	

## AVERAGES OF TOP INDIVIDUAL PERFORMANCES

The average of the individual performances made in their highest scoring decathlon by the top 250 performers in the world 1966-1970.

10.95	23'3	46'4	6'2½	50.27	15.17	140'11	14'5	207'11	4:30.42
	7.09	14.12	1.89			42.96	4.40	63.38	

## AGE, HEIGHT AND WEIGHT OF 1968 OLYMPIC DECATHLETES

The 33 decathletes in the 1968 Olympics averaged 26.75 years old, 6'½" in height, and 186½ pounds. Ages ranged from 20 (Avilov) to 32 (Von Moltke) with 5 under 23, 14 at 23-26 and 14 27 and over. Height ranged from 5'6¼ (Radutoraphalahy) to 6'4 ¾ (Diessl) with two under 5'8, two at 5'8 to 5'10½ and 29 at 5'11 and over. Weight ranged from 148 (Radutorahalahy) to 207 (Diessl).

## WORLD RECORD SITES

World records (officially approved) have been set in six countries. The United States leads the way with 7, Germany and Finland 5 each, USSR 3, France and Holland one each. Los Angeles and Helsinki each claim 3 records, Viipuri, Hamburg and Moscow each two. Records were broken, but not approved, 5 times in the U.S., 7 in Sweden, once each in Germany, Estonia, and Norway.

# 1973 WORLD LIST

R SKOTRONK, POL	8205 1	Warszawa	2106-10.8	755	1396	200	49.3	14.5w4448	470	6474	4:39.4
L HEDMICK, SWE	8182 1	Sol-tuna	1706-10.8	716	1543	190	49.4	14.4 4903	430	7388	4:54.6
I LE ROY, USA	8140 1	Colombes	1507-10.7	765	1512	191	49.3	14.7w4704	490	5973	5:00.0
S ZELBAUER, AUT	8136el	Innsbruck	1208-10.9	755	1508	201	48.3	14.61 4226	440	6104	4:37.1
R ZIGERT, SU	8134 1	Odesa	0610-10.7	710	1736	200	50.4	14.6 4966	445	5292	4:44.6
J BENNETT, USA	8121 1	Porte-le	2306-10.6	719	1272	191	47.2	14.9 3929	490	6274	4:19.8
Hedmark	8120el	Bonn	2309-11.47	721	1536	192	48.8	14.58 4764	430	8114	4:45.0
A BLIWA, REV, SU	8100 1	Weinheim	0306-10.7	714	1494	194	50.9	15.4 5146	10	6490	4:30.7
Skowronek	8061 2	Weinheim	0306-10.6	746	1383	197	49.3	14.7 4330	440	6144	4:37.8
Bennett	8040 1	Wichita	0206-10.6	712	1261	168	47.2	15.0 3822	500	5958	4:20.5
R KATUS, POL	8025 2	Warszawa	2106-10.8	704	1473	49.3	188	13.8w4322	461	5948	4:39.3
T SUURVALI, SU	8018 1	Sofia	1208-11.1	702	1393	192	49.0	14.9 4385	430	6826	4:15.4
T BERENDSEN, SU	8016 1	Wginheim	2106-11.0	714w1510	197	49.7	15.1w4604	430	5950	4:22.4	
Zellbauer	8000 1	Gotzla	1507-10.9	732	1455	203	49.0	14.4 4040	420	5874	4:31.5
Blinajev	7980 1	Minsk	2407-11.0	722	1515	195	52.0	15.6 5124	450	5998	4:27.6
B GORBADEV, SU	7977 1	Nal'fik	2808-10.8	705	1544	196	50.5	15.3 4396	420	6727	4:30.4
Skowronek	7965el	Moskva	1908-11.17	741	1362	192	48.6	14.84 4298	460	6384	4:34.2
Bennett	7958 2	Minsk	2407-10.6	735	1224	192	47.9	15.1 3694	460	6074	4:18.9
Hedmark	7957e2	Innsbruck	1208-11.25	733	1534	185	49.1	14.68 4782	420	7774	5:02.4
J KISLEY, SU	7949 1	Pja-orak	2009-10.7	724	1506	204	50.5	14.2 4232	6004	400	4:44.8
Le Roy	7942e2	Bonn	2309-11.21	750	1382	192	48.7	14.97 4514	490	6302	4:55.3
S GOUGH, USA	7933 2	Por-vil	2306-11.2	762	1516	197	51.0	14.6 5014	490	6258	4:47.5
Skowronek	7936e3	Bonn	2309-11.11	740	1398	195	48.0	14.35 4274	450	6094	4:46.4
V SCHERBYER, SU	7927 1	Moskva	0507-10.8	733	1257	198	49.3	14.6 3611	450	6163	4:20.8
R GHESQUIERE, BEL	7905 1	Erfurt	1706-11.2	700	1474	195	49.1	15.2 4642	400	6378	4:21.8
M AVILOV, SU	7903e2	Moskva	1908-11.39	721	1410	203	50.4	14.68 4374	440	6090	4:34.6
Bennett	7899 1	Gain-lie	2803-10.9	714	1279	193	47.5	15.2 3672	500	5544	4:21.1
Blinajev	7897 2	Moskva	0507-11.2	723	1517	195	50.7	15.7 4651	450	7773	4:23.3
Berendsen	7891e4	Bonn	2309-11.37	715	1454	198	48.6	15.26 4806	420	5906	4:30.6
Gorbaev	7891 2	Pj-gorsk	2009-10.8	666	1523	195	50.7	15.4 4416	430	6704	4:28.4
Katus	7889 3	Weinheim	0306-10.7	710	1459	188	50.0	14.2 4074	470	5934	4:47.7
Suurvali	7887 5	Weinheim	0306-10.8	716w1367	180	14.9	50.7	4376	450	6376	4:19.5
P KRATKY, CS	7876 1	Praha	2106-10.9	744	1403	193	49.3	14.5 4188	420	5470	4:29.0
D KRUGER, GDR	7874 1	Potsdam	1507-10.8	709	1452	194	50.3	14.3 4444	420	6326	4:39.7
Le Roy	7870 1	Colombes	2705-10.7	732	1433	184	49.8	14.8 4672	490	5898	5:07.6
Suurvali	7866e3	Bonn	2309-11.30	719	1420	195	49.7	15.38 4302	440	6262	4:21.7
A GRACEV, SU	7866 2	Odesa	0610-11.0	726	1473	205	49.4	14.8 4286	420	5362	4:38.6
S SCHRYER, GDR	7865 2	Potsdam	1507-10.8	727	1488	194	50.9	14.7 4574	430	6045	4:51.0
Bennett	7855 1	Austin	1204-10.6w113	1295	177	48.1	15.1	3904	491	5528	4:27.9
Katus	7849 2	Sofia	1208-10.7	691	1453	189	49.1	14.3 4082	450	5972	4:39.4
W LIEBMAN, GFR	7849 1	Bonn	2309-10.6	720	1457	192	50.3	14.0 4570	440	5246	4:59.7
F TIT MEG, GDR	7848 3	Potsdam	1507-10.6	678	1438	194	43.2	14.8 4532	430	5346	4:43.2
L PERKICA, CS	7844 2	Praha	2106-11.0	691	1316	196	49.7	14.8 4046	460	5676	4:17.4
E STROOT, GFR	7842 1	Bonn	2608-10.5w730w1268	190	48.0	14.9w4123	410	5754	4:30.5		
V BUGAL, SU	7840 3	Odesa	0610-11.1	687	1360	205	49.0	14.8 4202	420	5536	4:20.6
Ziegert	7838 1	Moskva	0206-11.0	677	1626	205	51.3	14.7 4902	450	5018	4:55.3
Katus	7836e6	Bonn	2309-11.02	715	1439	189	49.7	14.33 4310	450	6076	4:46.5
P RABAK, SU	7835 2	Sol-tuna	1706-11.1	717	1338	193	50.0	14.5 4134	410	6418	4:21.2
Ziegert	7835e3	Moskva	1908-11.20	690	1533	208	51.0	14.97 4770	420	5508	4:45.5
Bel KUSOLA, FIN	7831 1	Ku-koaki	0107-10.6	743	1310	197	52.2	15.6w3896	410	6800	4:19.2
(50)											
R EVANS, USA	7819 1	Phil-hia	2504-11.2	681	1473	208	50.3	15.7 4516	4261	5554	4:38.9
P SUVITIE, FIN	7814 2	Ku-koaki	0107-10.9w747	1466	207	52.3	15.4w4478	420	6564	5:00.2	
V CELINKOV, SU	7812 6	Weinheim	0306-10.8	706	1451	185	49.2	15.7 4310	410	7086	4:34.9
R IVANOV, SU	7812 3	Moskva	0507-11.1	686	1373	204	50.5	14.7 4150	440	6680	4:42.8
T JANCZENKO, POL	7808e7	Bonn	2309-10.76	734	1452	204	49.7	14.25 4456	440	6298	5:05.7
Janczenko	7805 3	Warszawa	2106-10.6	747	1352	203	50.3	15.9w4432	451	5786	4:58.3
R DEMIG, GDR	7804 3	Sofia	1208-10.6	704	1460	183	48.2	14.2 4212	410	5522	4:44.2
HU SCHULZE, CYR	7799 1	War-dorf	1908-10.6w698	1468	183	49.5	14.7 4342	440	5758	4:44.0	
Berendsen	7795 3	Minsk	2407-11.2	684	1439	192	50.2	15.3 4992	430	6396	4:38.3
P ANDRES, SWI	7794 2	Erfurt	1706-10.9	704	1219	192	48.4	15.1 3926	460	5800	4:20.3
Gorbaev	7790 7	Weinheim	0306-10.8	667w1457	194	50.6	15.6 4492	430	6228	4:28.4	
Bennett	7787 2	Phil-hia	2604-11.0	699	1260	188	47.9	15.1 3512	4901	6088	4:21.4
R PIHL, SWE	7782e1	B Rouge	0606-10.99	687	1447	193	48.8	1615 4536	400	6840	4:32.0
R GEORGE, USA	7777e2	B Rouge	0606-11.10	723	1383	190	48.7	14.98 3704	450	5746	4:15.0
B JENNIN, USA	7770 2	Wichita	0206-11.0	698	1397	200	50.2	15.0 4460	412	6028	4:36.5
H SWOBODA, GFR	7769 1	Hannover	0807-10.8	711	1357	190	50.2	15.5 4122	420	6604	4:27.3
Suvitie	7760 1	Ku-koaki	0206-10.9w751	1400	201	52.0	14.9 4299	430	6500	5:03.6	
Evans	7751 3	Port-hia	2306-10.9	683	1364	200	50.5	15.5 4362	410	6040	4:51.6
Le Roy	7751e1	Rayk-wik	1208-11.00	724	1370	129	50.2	15.03 4376	410	5776	4:56.5
M APT, GDR	7750 4	Potsdam	1507-10.9	694	1466	187	50.1	15.1 4326	470	5322	4:34.4
Linkmann	7744 2	Werendorf	1508-10.13w13w1584	199	51.3	14.4 4652	420	5521	4:58.8		
F HERBRAND, BEL	7740 1	Heyssel	3009-11.0	728	1424	200	51.7	14.5 4170	430	5538	4:40.6
Le Roy	7740 1	Paris	2904-11.0	719	1374	181	49.7	14.9 4755	480	5961	4:59.2
V TREUBENKO, SU	7733 1	Tijev	0808-11.2	720	1413	190	51.6	15.2 4240	470	5990	4:30.3
Apt	7715 3	Erfurt	1706-10.9	687	1436	183	49.6	15.0 4180	460	5526	4:30.8
Schreyer	7704 4	Sofia	1208-10.9	735	1420	186	50.2	14.8 4492	440	5694	4:56.9
E KOZAKIEWICZ, POL	7697 5	Sofia	1208-11.1	691	1301	192	49.5	15.9 3838	500	5830	4:24.3
Kozakiewicz	7694 4	Warszawa	2106-11.1	721	1318	188	49.8	15.4w4186	480	5378	4:29.4
Katus	7692e4	Moskva	1908-11.1	692	1399	189	49.6	14.4 4110	460	5696	4:45.2
V JACZENOV, SU	7692 4	Odesa	0610-11.2	693	1476	205	51.0	15.7 4594	410	5866	4:37.4
Swoboda	7689 8	Weinheim	0306-10.6	671w1331	180	50.5	15.3 4372	430	6866	4:35.4	
Demmig	7689 5	Potsdam	1507-10.7	695	1435	190	49.4	14.4 3958	430	5426	4:46.6
Ghesquiere	7689 2	Heyssel	3009-11.1	706	1394	194	49.7	15.1 4018	380	6654	4:26.8
Ivanov	7687 9	Weinheim	0306-10.8	678w1369	191	50.9	14.6 4280	440	6564	4:54.9	
P POLD, SU	7686 5	Odesa	0610-10.9	656	1452	195	50.4	15.0 4440	420	5490	4:29.6
J LEIBER, POL	7682 3	Sol-tuna	1706-11.1	692	1503	195	51.2	15.4 4552	440	5560	4:40.8
L NIKITIN, POL	7680 5	Warszawa	2106-10.6	704	1438	188	48.4	15.3w3856	401	5334	4:27.7
Janczenko	7679 6	Sofia	1208-10.7	762	1425	195	50.2	16.1 4514	420	5972	5:08.8
Hedmark	7678 1	Stockholm	2207-10.9	725	1504	188	49.0	14.9 4298	425	7492	0
Avilov	7677e8	Bonn	2309-11.58	711	1343	204	50.0	14.55 4518	400	5858	4:37.1
V CRMANOV, SU	7676 6	Odesa	0610-10.6	655	1438	185	49.3	15.1 4410	445	5132	4:34.4
C BRIGHAM, USA	7673 1	Eugene	1905-11.3	675	1480	207	52.5	16.0 4652	480	5810	4:47.4
Schreyer	7670e9	Bonn	2309-11.18	727	1436	195	50.7	15.18 4576	430	5904	4:54.6
Rabak	7668 4	Moskva	0507-11.1	713	1283	201	49.6	14.6 3577	420	6363	4:37.1
N HOISCHEN, GFR	7663 2	Hannover	0807-11.3	682	1354	200	52.1	15.0 4014	420	6800	4:26.7
J WARKENTIN, USA	7662 1	Zug	2207-11.2	718	1331	195	49.2	15.0 4300	390	6094	4:33.9
V NOVAK, SU	7662 2	Nal'fik	2809-10.9	697	1423	196	51.5	14.8 4288	440	6002	4:55.2
Janczenko	7657e1	Praha	0609-10.99	766	1469	189	50.9	16.19 4240	450	5602	5:06.5
F SAMARA, USA	7656 4	Poter-le	2306-10.5	744	1207	183	50.6	15.1 4164	460	5542	4:43.3
JP SCHIEBEL, FRA	7651 2	Colombes	2705-10.9	693	1273</						

BOGIAN, ROM	7611el Athénaí	2508-11.19	725w1390	181	49.9	15.49	3652	440	6032	4:28.7
S D'ARV, BUL	7649e2 Athénaí	2508-11.24	689w1879	181	50.3	15.3	4370	440	5714	4:27.4
Pambek	7648 7 Sofia	1208-11.03	697 1275	192	49.7	14.0	4132	410	6312	4:34.1
J BODAKA, SU	7640 1 Alibata	04-7	?	?	?	?	?	?	?	?
Jakimov	7636 10 Weinheim	0306-11.1	700 1553	197	51.6	15.9	4678	410	5780	4:42.1
Kozakiewicz	7632 11 Weinheim	0306-10.9	704w1317	191	50.4	15.8w1172	470	5362	4:30.7	
A SPSY, ROM	7631 1 Bucuresti	2305-11.3	711 1310	202	52.0	14.4	4148	420	6040	4:44.5
R CANO, SPA	7629 1 Barcelona	1206-10.8	709 1160	192	48.9	14.7	3684	430	5642	4:25.8
Warkentin	7627 1 SBarbara	2305-11.2	720 1402	195	49.2	14.9	4176	365	5870	4:30.7
Ghesquiere	7627e2 Reykjk-ik	1208-11.50	721 1417	198	50.3	13.30	4608	410	5560	4:36.0
J SCHNEIDER, USA	7623 3 Wichita	0206-10.9	701 1234	203	49.5	15.3	4193	396	6012	4:35.7
Samara	7623 1	0508-7	?	?	?	?	?	?	?	?
H SILEJA, SU	7623 3 Pjet-rsk	2009-11.3	710 1492	192	51.4	15.4	4788	420	5648	4:41.3
Celnokov	7621 4 Pjet-rsk	2009-11.1	676 1449	189	50.2	15.6	4424	420	7210	4:45.2
Gough	7619 1 Bak-field	2303-11.1	727 1423	193	50.5	15.0	4532	412	5928	4:58.2
Jenner	7617 5 Porte-le	2306-11.0	648 1300	183	49.9	15.2	4392	450	6294	4:27.8
Celnokov	7615 5 Moskva	0507-11.2	682 1402	183	49.4	16.3	4513	410	7071	4:30.8
Warkentin	7612 1 SBarbara	2303-11.3	693 1350	184	48.8	14.8	4280	390	5886	4:22.1
A RICHTER, GFR	7609 6 P tadam	1507-11.2	680 1474	192	52.3	15.2	4750	430	5938	4:40.9
I MAKAROVIC, YUG	7609e3 Athénaí	2508-10.99	726 1258	199	48.3	15.84	4206	410	4306	4:14.5
Bugaj	7607 1 Charkov	2308-7	?	?	?	?	?	?	?	?
C WOOD, USA	7606 2 Gaine-le	2803-11.2	665 1303	187	49.0	14.4	4434	381	5926	4:21.3
Andres	7605e3 Innsbruck	1208-11.27	735 1212	183	47.9	15.78	3906	460	5774	4:24.0
Warkentin	7605 3 Warendorf	1908-11.1	697 1261	189	49.2	14.7	4383	410	5379	4:26.4
Ghesquiere	7604 2 Zug	2207-11.4	707 1397	195	49.8	15.6	4358	380	6622	4:32.1
Celnokov	7604-8 Sofia	1208-11.1	676 1465	186	48.8	15.8	3952	410	7070	4:41.1
Hogden	7599 1 Bucuresti	2306-11.0	696 1310	190	50.8	15.0	4190	450	5930	4:41.0
Kozakiewicz	7599a10 Bonn	2309-11.43	711 1210	189	49.7	15.88	4042	510	5922	4:30.2
Stroot	7597 4 Warendorf	1908-10.7	705 1235	189	49.0	15.7	4160	350	5662	4:26.0
Kiselev	7593 1 Podolsk	1706-11.0	722 1395	195	51.0	14.8	4037	420	5374	4:40.7
Krátký	7593 9 Sofia	1208-11.2	681-1381	189	49.8	14.7	4130	450	5178	4:30.4
Thiesig	7591 4 Erfurt	1706-10.8	682 1472	186	48.4	15.1	4610	400	5258	4:51.2
Ormanov	7591 6 Moskva	0507-10.9	686 1420	180	48.1	15.4	4252	450	5033	4:36.2
Sepey	7588 1 Bucuresti	1507-11.2	715 1340	204	51.8	15.2	4200	430	6114	4:42.6
Andres	7588a11 Bonn	2309-11.22	692 1175	189	48.0	15.53	3856	450	5936	4:24.1
L KADJAL, SU	7585 1 Mogilev	1305-10.7	713 1340	192	51.2	14.7	4162	400	5517	4:42.0
Suurvali	7586 4 Sol-tuna	1706-11.2	693 1368	181	50.7	14.7	4302	430	6262	4:35.9
Hogden	7585 2 Bucuresti	2305-11.0	711 1386	196	50.4	14.9	4130	410	5536	4:33.3
Isaksson	7584e4 Innsbruck	1208-11.38	691 1400	195	50.9	15.64	3852	420	6440	4:26.3
A SCHNEIDER, SU	7583 1 Weinheim	0306-11.1	700 1553	197	51.6	15.9	4678	410	5780	4:42.1
Makarovič	7578 1 Moribor	0407-10.8	735 1308	196	49.3	15.0	4409	400	4998	4:23.5
Ormanov	7577 13 Weinheim	0306-10.7	676w1354	180	49.0	15.3	4224	440	5382	4:34.6
Schoebel	7577 2 Colobee	1507-10.8	710 1324	180	50.2	15.0	4156	440	5980	4:37.0
Kiselev	7575 7 Moskva	0507-10.9	727 1475	195	50.1	14.9	4114	410	5213	4:52.7
Evans	7574e3 B Rouge	0506-10.98	665 1450	205	53.2	16.20	4174	460	6395	4:48.4
Ormanov	7568 10 Sofia	1208-10.9	677 1446	186	48.3	15.2	4184	440	5102	4:44.4
Tregubenko	7566 8 Moskva	0507-11.3	726 1418	186	51.8	15.5	4048	460	5737	4:31.1
J DJACKOV, SU	7565 2 Moskva	0206-11.0	685 1488	194	49.8	14.9	4250	430	5192	4:54.9
Sepey	7562 2 Bucuresti	1706-11.4	702 1338	190	52.2	14.6	4076	450	6380	4:39.5
Pold	7561 1 Valga	2508-11.0	690 1500	195	52.0	15.6	4366	410	5322	4:30.6
(150)	7559e2 Praha	0609-11.51	720 1366	183	50.2	15.09	4162	470	5636	4:35.9
Kajdaš (7574)	7559 1 Vinnica	3009-10.8	632 1286	196	49.7	15.2	3650	440	5702	4:33.4
G JELSAKOV, SU	7558 3 Moskva	0206-11.0	722 1403	173	50.6	16.3	4440	410	6476	4:32.0
George	7557 2 SBarbara	2803-11.4	706 1271	190	49.9	15.3	3990	457	5324	4:19.5
J SORCKIN, SU	7557 1 Krasnodar	2204-7	?	?	?	?	?	?	?	?
Scherbatych	7557 14 Weinheim	0306-10.8	727 1311	194	50.5	15.0	3114	460	5962	4:42.8
Warkentin	7557 6 Porte-le	2306-11.0	727 1359	194	48.8	14.7	4454	410	6065	5:31.5
Pihl	7557 2 Stockholm	2207-11.1	687 1379	188	49.9	16.5	4323	395	7040	4:38.9
V BURJAKOV, SU	7554e1 Duisburg	2508-11.18	713 1212	189	48.8	15.16	3582	450	5864	4:29.9
H BORN, SWI	7553 3 Zug	2207-11.0	726 1302	198	49.9	15.0	3892	440	4704	4:36.5
Tregubenko	7547 1 Minsk	1807-7	?	?	?	?	?	?	?	?
Apt	7543e12 Bonn	2309-11.32	702 1406	186	49.2	15.95	4082	460	5300	4:28.7
Pihl	7542 2 Austin	1204-11.1w684	1426	187	49.1	16.3	4318	393	6890	4:41.1
Demig	7541 5 Erfurt	1706-10.8	709 1340	189	49.9	14.2	4286	410	5430	5:03.4
Pihl	7541e5 Innsbruck	1208-11.13	688 1506	180	43.8	15.24	4514	420	7072	5:02.4
V JEVLEV, SU	7541 7 Odessa	0610-11.1	665 1419	185	50.2	14.8	4432	380	6226	4:32.7
Sobieszczyk	7540 1 Irvine	1505-7	?	?	?	?	?	?	?	?
P BOGNER, SWI	7539 4 Zug	2207-10.7	683 1301	189	49.5	15.7	4190	410	5646	4:32.5
Richter	7538 6 Erfurt	1706-11.4	718 1488	192	51.8	16.0	4530	430	5878	4:42.7
Janczenko	7537 15 Weinheim	0306-10.5	753w1322	197	51.4	16.3w1464	440	5770	5:12.2	
Džurov	7535 1 København	807-11.1w692w1511	192	51.3	15.4	4192	450	5306	4:46.7	
M LEROUX, FRA	7535 3 Colombes	1507-10.8	683 1324	185	49.8	15.5	3892	430	5746	4:28.0
Tregubenko	7531e3 Praha	0609-11.33	725 1400	133	51.9	15.61	4236	440	5216	4:26.8
A KVINČENKO, SU	7531 5 Pjet-rsk	2009-10.9	676 1480	192	53.2	15.8	5104	430	5532	4:54.0
R VANAMAKER, USA	7530 7 Porte-le	2306-11.2	662 1419	207	52.3	15.0	4922	410	6462	5:18.2
R BACHMAN, SWI	7530 3 Stockholm	2207-10.7	712 1243	200	50.3	15.7	3882	425	5404	4:38.9
Bričman	7527e4 B Rouge	0606-11.01	663 1435	193	52.9	15.16	4292	495	5352	4:38.5
V BIEHMER, GFR	7527 3 Hannover	0807-10.5	676 1280	180	50.0	14.2	3888	450	5238	4:45.6
Stroot	7526e3 Bonn	2309-10.95	722 1265	192	48.2	15.50	3752	400	5654	4:33.4
Gorbachev	7524 9 Moskva	0507-11.2	648 1436	192	49.9	16.0	4178	420	5893	4:23.4
F BERN, FRA	7524 4 Colombes	1507-11.3	693 1347	197	51.3	15.4	4520	420	5836	4:41.1
Pihl	7523 1 D Moines	2604-11.2	689 1367	190	49.9	16.5	4266	397	7150	4:36.3
Kyocola	7523e6 Innsbruck	1208-11.18	728 1246	198	49.7	16.30	3420	410	6740	4:24.6
Eggenberg	7522e7 Innsbruck	1208-11.03	727 1329	180	48.4	16.12	4228	420	5732	4:35.5
J MLJAKOV, BUL	7521 11 Sofia	1208-11.5	647 1456	159	52.3	15.0	4764	430	6082	4:37.0
Nikitin	7520 16 Weinheim	0306-10.6	706 1445	180	49.1	15.5	3826	390	5302	4:28.5
Wood	7518 2 D Moines	2604-11.2	678 1310	183	49.4	14.6	4348	374	5800	4:26.5
Lember	7515 6 Pjet-rsk	2009-11.2	681 1555	198	52.1	15.5	4552	410	5923	4:47.1
L LITVINENKO, SU	7512 17 Weinheim	0306-11.1	616 1419	188	49.6	14.7	4424	420	5358	4:30.0
Linkmann	7512 1 Trostberg	2309-11.0633	1530	186	51.0	14.4	4190	430	5380	4:58.1
Pihl	7511 1 Provo	1005-11.1	685 1443	191	49.2	16.2	4342	390	7154	4:56.7
Bosonab	7510 10 Moskva	0507-10.9	674 1330	185	48.2	15.7	4224	410	4994	4:22.7
Demig	7510e14 Bonn	2309-11.7	670 1411	183	49.0	16.51	4421	430	5382	4:49.0
H KALDERMEIER, GFR	7509 16 Weinheim	0306-10.7	669 1353	180	50.6	15.0	4684	380	5830	4:38.7
A SVEG, SU	7507 3 Nelvik	2808-7	?	?	?	?	?	?	?	?
P ZUREV, SU	7506 2 Krasnodar	2204-7	?	?	?	?	?	?	?	?
D SCHUMACHER, GFR	7506 2 Bonn	2608-11.1	700w1450	194	50.0	14.8	3985	390	5046	4:33.5
Larouge	7505 1 Chamoat	2305-10.9	710 1365	190	50.2	15.9	4082	420	5562	4:37.5
Borandson	7503 5 Sol-tuna	1706-11.3	629 1423	193	50.2	15.3	4972	400	5922	4:40.6
Apt	7501 12 Sofia	1208-11.1	675 1381	180	49.9	15.3	4048	440	5660	4:29.0
Nikitin(201)	7500 13 Sofia	12								

Srovnání - The confront

	1970	1971	1972	1973
1.	8130	8244	8454	8206
10.	7981	8038	8005	8040
20.	7874	7935	7950	7949
50.	7712	7783	7776	7931
100.	7557	7629	7628	7651
150.		7537	7510	7561
200.		7425	7435	7500

Poradisko - Note

V sofii dne 11.-12.9 bylo  
RUCNÍ MĚŘENÍ

At Sofia (11-12 Aug) was all  
times HAND-TIMING

276 athletes over 7000 points :  
239 Europe (101 Soviet-Union - 35 West-Germany - 15 East-Germany - 10 Poland - 11 France. Only Portugal and Albania no decathletes over 7000 p.)  
33 America (28 U.S.A. - 3 Cuba - 2 Canada)  
4 Asia (2 Japan - 1 India - 1 China)  
0 Africa  
0 Oceania


Decathlon 1973



## SECTION IV

### DECATHLON RECORDS.....UNITED STATES SECTION

PAGE	37	American Record Progression
	38	U.S. Ranking, 1964-1973
	39	All Time Performances, US, Over 8000
	40-42	All Time Performers, US, Over 7000
	43	US Progress, 1964-1974, Most Meets, Streakers
	44-45	US Record Lists-College, JC, Black, HS, Age
	46-55	Meet Winners, Olympic Games, etc.
	56	Miscellaneous Records
	57-61	Top Ten Averages
	62-63	Individual Event Records (WR-AR-CR-JCR-HSR)
	64-66	American Record Progression by Event
	67-74	Meet Records, by Event, Olympic Games, etc.
	75-84	The Phone Book



# AMERICAN RECORD PROGRESSION

The following list includes progression of American decathlon record. Osborn's performance was inferior to Thorpe's deleted mark but was the official (IAAF) world record.

1912	1920	1934	1950	1962	name, (affiliation) meet, site	date
**8412.955**	7751.06	6971	6268	6756	Jim Thorpe (Carlisle) OG, Stockholm	7/13-14-15/12
--	*7710.775	6877	6163	6668	Harold Osborn (Illionis AC) OG, Paris	7/11-12/24
--	7784.68	--	--	6592	J. Kenneth Doherty (Cadillac AC) AAU, Denver	7/4-5/29
--	8166.663	--	--	6950	Jess Mortensen (Los Angeles AC) AAU, Lincoln	7/3-4/31
--	7846.22	--	--	6397	James Bausch (Kansas STC) Kansas R, Lawrence	4/17-18/31
--	8193.29	--	--	--	Jess Mortensen (Los Angeles AC) Los Angeles	6/22-23/31
--	*8462.235	7396	6590	6896	James Bausch (Kansas City AC) OG, Los Angeles	8/5-6/32
--	--	7576	--	7192	Glenn Morris (Denver AC) Kansas R, Lawrence	4/17-18/36
--	--	**7880	7275	7313	Glenn Morris (Denver AC) AAU-OT, Milwaukee	6/26-27/36
--	--	*7900	7310	7421	Glenn Morris (Denver AC) OG, Berlin	8/7-8/36
--	--	*8042	7444	7453	Bob Mathias (unat, Tulare, Cal) AAU, Tulare	6/29-30/50
--	--	--	**7829	7690	Bob Mathias (Stanford) AAU-OT, Tulare	7/1-2/52
--	--	--	*7887	7731	Bob Mathias (Stanford) OG, Helsinki	7/25-26/52
--	--	--	*7985	7758	Rafer Johnson (UCLA) Invt., Kingsburg	6/10-11/53
--	--	--	*8302	7896	Rafer Johnson (UCLA) USA/USSR, Moscow	7/27-28/58
--	--	--	*8683	8063	Rafer Johnson (Striders) AAU-OT, Eugene	7/8-9/60
--	--	--	**8709	8155	Phil Mulkey (unat) SEAAAU, Memphis	6/16-17/61
--	--	--	--	**8234	Bill Toomey (Striders) AAU, Salina	7/2-3/66
--	--	--	--	*8230	Russ Hodge (Striders) Intern., LA.	7/23-24/66
--	--	--	--	8277	Bill Toomey (Striders) Invt., Los Angeles	10/3-4/69
--	--	--	--	*8417	Bill Toomey (Striders) Invt., Los Angeles	12/10-11/69

## 1964

1.	Paul Herman, Striders	7787
2.	Russ Hodge, SCVYV	7740
3.	Dick Emberger, Camp Pen	7728
4.	Don Jeisy, Camp Pendleton	7603
5.	Bill Toomey, SCVYV	7615
6.	J. D. Martin, unattached	7270
7.	Don Shy, unattached	7242
8.	Dave Thoreson, StaBarAC	7151
9.	Jerry Dyes, Abilene Chris	7155
10.	Bill Smith, Ohio State	7136

## 1965

1.	Bill Toomey, Striders	7764
2.	Russ Hodge, SCVYV	7682
3.	Paul Herman, Striders	7600
4.	Don Shy, Long Beach 49ers	7486
5.	Bill Smith, Pasadena AA	7156
6.	Phil Mulkey, unattached	7080
7.	Larry Melquiond, StaBarAC	6875
8.	Steve Rogers, Kansas St	7004
9.	Winkler, Florida	6783
10.	John Kelly <i>Arvesta (Cinder)</i> 6799	

## 1966

1.	Bill Toomey, Striders	8234
2.	Russ Hodge, Foothill JC	8230
3.	Dave Thoreson, Athens	7484
4.	Don Jeisy, unattached	7426
5.	Larry Melquiond, StaBarCC	7284
6.	Phil Mulkey, unattached	7153
7.	Norm Johnston, unat	7034
8.	Jeff Bannister, unat	7009
9.	Phil Shinnick, Wash AC	7162
10.	Alvin Pearman, NY HS	6945

## 1967

1.	Bill Toomey, Striders	8044
2.	Dave Thoreson, Striders	7524
3.	Bill Smith, Pasadena AA	7341
4.	Rick Sloan, UCLA	7869
5.	Phil Shinnick, USAF	7307
6.	Norm Johnston Iowa Stater	7054
7.	Sam Goldberg, Merritt JC	7276
8.	Denny Stempel, Mont TC	6856
9.	John Warkentin, FresnoSt	6843
10.	Mike Mattox, Graceland	6841

## 1968

1.	Bill Toomey, Striders	8222
2.	Rick Sloan, unattached	7800
3.	Tom Waddell, Ft. MacArthur	7720
4.	Jeff Bannister, NHampshir	7650
5.	John Warkentin, FresnoSt	7370
6.	Jeff Bennett, OklaChrist	7468
7.	Dave Buck, Pacific CoastC	7417
8.	Norm Johnston, unat	7346
9.	Dick Emberger, Athens	7263
10.	Larry Melquiond, SanJoseS	7187

## 1969

1.	Bill Toomey, Striders	8417
2.	Rick Sloan, Striders	8051
3.	Jeff Bannister, New Hampshir	7668
4.	Jeff Bennett, Okla Christian	7551
5.	John Warkentin, Fresno St	7601
6.	Vince Bizzaro, PhilPioneers	7530
7.	Norm Johnston, unattached	7438
8.	Russ Hodge, Striders	7394
9.	John Pannel, Westmont	7159
10.	Rory Kenward, Colorado	7299

## 1970

1.	Russ Hodge, Striders	8025
2.	John Warkentin, unattached	8026
3.	Jeff Bennett, Okla Christian	8072
4.	Bill Toomey, Striders	7728
5.	Jeff Bannister, unattached	7754
6.	Steve Gough, Seattle Pacific	7520
7.	Dave Thoreson, Striders	7501
8.	Rick Wanamaker, Drake	7406
9.	John Pannel, unattached	7467
10.	Norm Johnston, unattached	7409

## 1971

1.	Rick Wanamaker, unattached	7989
2.	Russ Hodge, Striders	7957
3.	Jeff Bennett, Ft MacArthur	7934
4.	Steve Gough, Falcon TC	7800
5.	Tom Waddell, unattached	7629
6.	George Pannel, Westmont TC	7607
7.	Fred Samara, Pennsylvania	7579
8.	Gary King, unattached	7533
9.	Mike Hill, Mt. San AntonioC	7515
10.	Ray Hupp, Phio State	7456

## 1972

1.	Jeff Bennett, Ft MacArthur	8076
2.	Jeff Bannister, Dec. Club Am	8120
3.	Bruce Jenner, Graceland	7846
4.	Steve Gough, Falcon TC	7822
5.	Andrew Pettes, Oklahoma	7762
6.	John Warkentin, Striders	7807
7.	Gary Hill, Oklahoma Christ	7584
8.	Fred Smara, Pennsylvania	7669
9.	Rick Wanamaker, San Diego TC	7602
10.	Russ Hodge, DecathlonClubAm	7750

## 1973

1.	Jeff Bennett, Eagle TrackCl	8121
2.	Steve Gough, Club North West	7938
3.	Ron Evans, Connecticut	7821
4.	Fred Samara, Pennsylvania	7656
5.	Bruce Jenner, unattached	7770
6.	John Warkentin, Striders	7662
7.	Roger George, Fresno State	7777
8.	Craig Brigham, Oregon	7673
9.	Carl Wood, Florida TC	7606
10.	Rick Wanamaker, unattached	7556

# U.S. OVER 8000 PERFORMANCES

8417	Bill Toomey (Striders)	Special, L.A.	12/10-11/69
10.3	25-5½ 47-2½ 6-4 47.1	14.3 152-6 14-½ 215-8	4:39.4
8308	Bruce Jenner (unat-San Jose)	USSR/US/WG, Tallinn	8/3-4/74
10.9	23-10½ 47-1¾ 6-6 49.0	14.7 161-1 15-5 208-4	4:22.7
8277	Bill Toomey (Striders)	Special, L.A.	10/3-4/69
10.5	25-6 46-1½ 6-2½ 47.0	14.5 150-11 13-2 210-1	4:28.4
8270	Bill Toomey (Striders)	Special, L.A.	10/19-20/69
10.4	23-11½ 45-8 6-2½ 46.4	14.2 143-9½ 13-9½ 211-2½	4:30.4
8245	Bruce Jenner (unat-San Jose)	AAU, Richmond	6/14-15/74
11.15	24-¾ 47-¾ 6-3¾ 48.2	14.7 144-8 15-9 212-4½	4:13.6
8240	Bruce Jenner (unat-San Jose)	Kansas R, Lawrence	4/17-18/74
11.0	23-8½ 46-3¾ 6-6 49.0	14.7 152-8 15-½ 210-0	4:15.3
8234	Bill Toomey (Striders)	AAU, Salina	7/2-3/66
10.3	25-6 45-8¾ 6-4¾ 47.3	14.8 147-5½ 13-0 198-11	4:30.0
8230	Russ Hodge (Striders)	International, L.A.	7/23-24/66
10.5	24-7¾ 56-7½ 6-¾ 48.9	15.2 165-5 13-5½ 211-7	4:40.4
8222	Bill Toomey (Striders)	OT, S. Lake Tahoe	9/6-7/68
10.5	25-6¾ 45-7½ 6-6¾ 46.4	14.7 146-2 13-1½ 210-7	4:47.2
8219	Bill Toomey (Striders)	International, L.A.	7/23-24/66
10.5	24-5 44-4 6-2½ 46.8	14.7 146-½ 13-5½ 210-7	4:20.3
8193	Bill Toomey (Striders)	Olympic Games, Mexico	10/18-19/68
10.4	25-9¾ 45-1½ 6-4¾ 45.6	14.9 143-3½ 13-9½ 206-½	4:57.1
8169	Bill Toomey (Striders)	Special, L.A.	6/7-8/69
10.5	25-1 45-1½ 6-4¾ 47.6	14.7 154-2 13-5½ 192-7	4:33.0
8155	Phil Mulkey (unat)	SE-AAU, Memphis	6/16-17/61
10.7	24-1 50-3½ 6-6½ 51.0	14.6 154-3½ 14-4¾ 221-3½	4:43.8
8137	Bill Toomey (Striders)	Ind Sum, S. Lk Tahoe	9/13-14/69
10.4	26-¾ 46-5 6-¾ 47.0	14.7 149-0 13-2½ 225-8	4:58.7
8130	Russ Hodge (Striders)	AAU, Salina	7/2-3/66
10.3	25-2¾ 54-7½ 6-½ 49.3	15.2 147-6½ 13-11½ 197-7½	4:43.4
8121	Jeff Bennett (US Army)	AAU, Porterville	6/22-23/73
10.6	23-7 41-9 6-3¾ 47.2	14.9 125-7 16-1 205-10	4:19.8
8120	Jeff Bannister (DC/Am)	Olympic Trials, Eugn	7/3-4/72
10.8	24-1½ 48-0 6-6 47.7	14.5 142-3 13-1½ 200-11	4:25.5
8116	Bill Toomey (Striders)	US/WG, Augsburg	8/5-6/69
10.5	24-3¾ 44-0 6-4¾ 46.9	14.7 148-1 12-5¾ 223-4	4:35.9
8076	Jeff Bennett (US Army)	Olympic Trials, Eugn	7/3-4/72
10.6	23-11¾ 41-5 6-4¾ 46.7	14.7 120-5 16-7 176-9	4:25.5
8075	Bill Toomey (Striders)	US/Poland, Warsaw	
10.5	25-1½ 42-10½ 6-6¾ 46.9	14.7 135-10 13-¾ 197-11	4:35.8
8072	Jeff Bennett (Okla Christ)	Drake R, Des Moines	4/22-23/70
10.4	25-3½ 41-2½ 6-0 47.5	15.1 116-7 15-6 200-½	4:15.4
8063	Rafer Johnson (Striders)	OT-AAU, Eugene	7/8-9/60
10.6	24-9¾ 52-0 5-10 48.6	14.5 170-6 13-½ 233-3	5:09.9
8051	Rick Sloan (UCLA)	Invitational, L.A.	6/7-8/69
10.8	22-2¾ 46-8¾ 6-8 50.5	15.2 152-4 16-7 208-4	4:42.7
8044	Bill Toomey (Striders)	Pan Am Games, Winnipg	8/1-2/67
10.8	24-10¾ 43-8 6-3½ 47.3	15.1 131-10 13-5½ 221-10	4:23.3
8039	Jeff Bennett (US Army)	USTFF, Wichita	6/1-2/73
10.6	23-4½ 41-4½ 6-2 47.2	15.0 125-5½ 16-5 195-4	4:20.5
8037	Bill Toomey (Striders)	AAU, Santa Barbara	7/6-7/68
10.6	24-9 46-¾ 6-3½ 47.6	15.0 134-5 13-5½ 208-4	4:31.8
8033	Fred Dixon (BHS)	Last Chance, UCSB	9/7-8/74
10.6	23-6½ 46-½ 6-6 49.2	14.7 149-1 12-11½ 225-6	4:38.6
8026	John Warkentin (unat)	AAU, S. Lake Tahoe	6/24-25/70
10.6	23-11 47-1½ 6-3½ 48.3	14.4 149-9½ 13-4½ 205-3½	4:44.5
8025	Russ Hodge (Striders)	Invitational, L.A.	5-31/6-1/71
10.5	22-10 55-11½ 6-0 48.9	14.9 162-½ 13-5½ 192-1½	4:41.5
8001	Rafer Johnson (Striders)	Olympic Games, Rome	9/5-6/60
10.9	24-1½ 51-10 6- 48.3	15.3 159-1 13-5½ 228-10½	4:49.7

# U.S. OVER 7000 PERFORMERS

7989	Rick Wanamaker (unat)	11.0 23-2	48-6 $\frac{3}{4}$	6-7 $\frac{1}{2}$	51.2	14.9	159-6	14-6	214-5 $\frac{1}{2}$	1971	4:41.9
7988	Fred Samara (NYAC)	10.5 23-11	43-1 $\frac{1}{4}$	6-2 $\frac{3}{4}$	48.6	14.6	138-2	15-5 $\frac{3}{4}$	187-7	1974	4:37.5
7938	Steve Gough (CNW)	11.2 25-0	49-8 $\frac{3}{4}$	6-5 $\frac{5}{8}$	51.0	14.6	164-6	13-1 $\frac{1}{2}$	205-7 $\frac{1}{2}$	1973	4:37.5
7938	Ron Evans (BHS)	10.8 23-1 $\frac{1}{4}$	48-10 $\frac{3}{4}$	6-10	50.3	15.5	144-10	14-6	198-6	1974	4:41.6
7870	Dave Edstrom (Oregon)	10.8 23-6	49-11 $\frac{3}{4}$	6-1 $\frac{1}{4}$	49.5	14.2	151-1 $\frac{1}{2}$	11-5 $\frac{3}{4}$	218-3	1960	4:36.2
7839	Roger George (Fresno St.)	11.10 23-6 $\frac{3}{4}$	40-10 $\frac{1}{4}$	6-6 $\frac{3}{4}$	48.9	14.99	127-4 $\frac{1}{2}$	15-1 $\frac{1}{4}$	180-7	1974	4:15.6
7815	Paul Herman (Westmont)	11.2 24-4 $\frac{1}{4}$	44	6-2 $\frac{1}{2}$	49.3	14.8	143-6	14-4 $\frac{1}{2}$	201-3 $\frac{1}{2}$	1963	4:35.0
7762	Andre Pettes (Oklahoma)	10.8 23-8 $\frac{3}{4}$	40-5 $\frac{1}{2}$	6-6	47.8	14.5	131- $\frac{1}{2}$	12-1 $\frac{3}{4}$	194-5	1972	4:27.5
7731	Bob Mathias (Stanford)	10.9 22-10 $\frac{3}{4}$	50-2 $\frac{3}{8}$	6-2 $\frac{7}{8}$	50.2	14.7	153-10	13-1 $\frac{1}{2}$	194-3 $\frac{3}{8}$	1952	4:50.8
7728	Dick Emberger (USMC)	11.2 23-9	41-5 $\frac{3}{4}$	6-4	49.1	14.9	123-3	13-9	191-2	1964	4:11.9
7719	Tom Waddell (US Army)	11.3 24-6	47-5	6-7	51.2	15.3	143-5 $\frac{1}{2}$	14-9 $\frac{1}{4}$	209-0	1968	5:04.5
7708	Milt Campbell (US Navy)	10.8 24- $\frac{1}{2}$	48-5	6-2 $\frac{1}{2}$	48.8	14.0	147-6 $\frac{1}{2}$	11-2	187-3	1956	4:50.6
7673	Craig Brigham (Oregon)	11.3 22-1 $\frac{3}{4}$	48-6 $\frac{3}{4}$	6-9 $\frac{1}{2}$	52.5	16.0	152-7	15-9	190-7 $\frac{1}{2}$	1973	4:47.4
7656	Bill Bakley (Westmont)	11.0 24-3	44-11	6-2	49.9	14.8	138-11	13-5 $\frac{1}{2}$	185-6	1972	4:38.6
7645	Mike Hill (Colorado)	10.89 23-1 $\frac{1}{4}$	40-7 $\frac{1}{4}$	6-2	48.4	14.73	137-8	12-9 $\frac{1}{2}$	170-1	1974	4:22:7
7639	Steve Pauly (Oregon St.)	11.3 22-10	47-0	6-0	49.6	14.7	149-9 $\frac{1}{2}$	12-11	241-3	1963	4:53.6
7632	Dave Thoreson (Club West)	10.9 21-9	39-2	6-7 $\frac{1}{2}$	51.8	15.2	150-8	15-0	187-6	1972	4:32.5
7623	Jim Sobieszczyk (Club West)	10.9 23-0	40-5 $\frac{3}{4}$	6-8	49.6	15.3	137-8 $\frac{3}{4}$	13-0	197-3	1973	4:36.7
7623	Bob Coffman (USC)	10.81 23-11 $\frac{3}{4}$	47-10	6-2	48.6	13.92	131-10	13-1 $\frac{1}{2}$	148-2 $\frac{1}{4}$	1974	4:49.4
7607	George Pannell (Westmont TC)	10.8 23-7 $\frac{3}{4}$	45-3	6-2	49.4	14.4	138-11	12-6	179-3	1971	4:44.6
7606	Carl Wood (Florida TC)	11.2 21-9 $\frac{3}{4}$	42-9	6-1 $\frac{3}{4}$	49.0	14.4	145-5 $\frac{1}{2}$	12-6	194-5	1973	4:21.3
7603	Don Jeisy (USMC)	10.7 22-10 $\frac{3}{4}$	47-4 $\frac{3}{4}$	5-11	49.6	15.9	132-8	15-1	193-10	1964	4:44.5
7584	Gary Hill (Okla Christian U.)	10.6 23-4	44-4 $\frac{3}{4}$	5-10 $\frac{7}{8}$	49.4	14.9	135-5	13-1 $\frac{1}{2}$	164-1	1972	4:26.1
7560	Jack Carter (NYAC)	11.0 22-11 $\frac{1}{4}$	41-5	6-3 $\frac{3}{4}$	49.7	14.6	140-6	14-9	172-0	1974	4:34.4
7533	Gary King (New Hampshire)	10.9 23-2	44- $\frac{1}{2}$	6-4	50.6	15.3	132-6 $\frac{1}{2}$	13-0	212-6 $\frac{1}{2}$	1971	4:47.5
7530	Vince Bizzaro (Phila. Pioneer Club)	11.2 22-6	44-6	6-7	53.5	14.6	138-6	15-0	209-2	1969	5:03.5
7508	Sam Albanese (UCLA)	11.0 22-7	46-1	6-6	50.3	15.2	123-10	15-8 $\frac{1}{4}$	140-0	1974	4:36.4
7487	Ray Hupp (Club West)	10.6 22-2 $\frac{1}{2}$	47-11 $\frac{1}{2}$	7- $\frac{1}{4}$	52.7	15.8	135-11 $\frac{1}{2}$	12-6	174-1	1972	4:49.6
7486	Don Shy (Mt. Sac JC)	10.6 24-8	45-7 $\frac{1}{4}$	6-3 $\frac{1}{4}$	50.4	14.2	131-11	12-5 $\frac{3}{4}$	190-11	1965	5:33.0

7475	Greg Hackney	(Texas)								1974
	11.11	23-0	39-1½	6-4¾	50.1	15.15	123-10½	14-9½	204-3	4:48.7
7471	Mike Wedman	(Colorado)								1972
	11.0	22-1	47-8¾	6-6	51.6	15.0	138-8	16-¼	157-6	5:09.5
7453	Rory Kenward	(Club West-UCSB)								1972&1973
	10.8	21-9	47-6	5-9	49.2	15.2	166-8	12-6	171-6	4:45.4
	10.8	21-11½	47-7	5-10	49.4	15.4	160-4	12-1¾	191-3	4:47.9
7453	Gene Miller	(Ohio U)								1973
	10.94	23-2¾	37-2½	6-¾	49.2	14.58	116-8	14-1½	180-1½	4:27.7
7438	Norm Johnston	(unat)								1969
	10.8	22-7¼	43-10½	6-6¾	49.8	14.6	128-5½	12-6½	175-3	4:34.1
7421	Glen Morris	(unat-)								1936
	11.1	22-10½	46-3	6-¾	49.4	14.9	141-1½	11-5¾	178-10	4:33.2
7419	Bill Hancock	(Sn Ill)								1974
	11.0	24-1¾	39-2	6-9¾	51.0	14.7	133-10	13-6	157-0	4:58.1
7417	Dave Buck	(Pacific Coast Club)								1968
	10.9	22-5	39-6¾	5-9	46.3	16.1	110-0	14-1½	174-5	4:10.3
7387	Brad Stephan	(Navy)								1974
	10.4	22-5¾	38-2	6-4	48.8	15.1	115-1	12-9½	177-2	4:40.8
7381	Bob Richards	(LAAC)								1954
	11.1	23-3¼	46-0	6-3¼	51.4	15.8	137-6½	14-6½	173-1	4:55.0
7357	Dave Bahr	(Graceland)								1973
	10.8	23-1½	49-8½	6-2	50.0	16.9	146-4½	12-1¾	183-2	4:54.0
7345	Jim Klein	(Striders)								1960
	10.7	23-9¾	43-1½	5-10	51.0	15.3	144-10½	11-7	189-11	4:44.7
7341	Bill Smith	(Pasadena AA)								1967
	10.6	24-1¾	44-9	6-2	52.0	15.3	144-6	11-11¾	196-2	5:18.3
7328	Don Albritton	(NEMO St)								1972
	10.97	21-9¾	41-4½	6-9½	52.7	15.13	125-¾	16-2½	160-3	5:04.0
7328	John Whitson	(BRTC)								1974
	10.8	24-1	42-1½	6-0	52.2	15.2	119-2	15-6½	169-1	4:55.4
7307	Phil Shinnick	(Striders)								1967
	10.5	23-9	37-2½	6-8¼	49.8	15.3	132-3½	11-0	173-0	4:56.4
7306	Rex Harvey	(US Air Force)								1974
	10.6	21-11½	40-9	5-10½	49.9	16.2	130-6	15-1½	158-4½	4:35.6
7305	J.D. Martin	(unat)								1963
	11.5	21-7¾	42-7	6-4¾	51.5	15.1	139-3	15-0	186-10½	4:55.7
7298	Rory Kotinek	(UCLA)								1972
	11.28	24-1¾	40-4¾	6-10¾	53.1	14.85	121-8½	11-1	214-½	4:48.0
7290	Allen Hamlin	(Maryland)								1974
	10.6	23-11½	39-4	6-6	50.5	14.4	90-11	13-5½	162-8½	4:46.1
7286	Lynn Baker	(unat)								1971
	10.6	23-½	44-¼	6-¾	52.3	15.3	141-7½	14-3¼	202-7½	5:48.3
7285	Phil Wash	(Washington St.)								1972
	10.6	23-8	41-½	6-6	49.8	15.0	133-0	10-6½	153-4	4:42.8
7276	Sam Goldberg	(Merritt JC)								1967
	10.7	21-4	42-5	6-0	48.4	15.8	131-1	12-0	187-3	4:37.4
7257	Bob Lawson	(USC)								1955
	10.9	22-5¼	43-3¾	6-2½	50.7	15.1	134-3	11-5¾	197-1½	4:51.9
7252	Bob Keys	(Oregon College of Education)								1971
	11.0	22-2½	37-4	6-6	49.9	14.6	123-8	11-0	188-8	4:32.0
7243	Kenny Kring	(Hancock JC)								1971
	10.9	22-1¾	36-11¾	6-1	49.5	15.0	107-½	14-1¾	175-11	4:28.9
7239	Tom Taft	(Club West)								1972
	10.7	22-7½	37-½	6-0	50.1	15.9	124-6½	15-1½	160-2	4:39.8
7229	Richard Robinson	(NYAC)								1971
	11.3	21-9	46-½	5-9¾	51.0	15.9	136-9½	13-6	189-5½	4:33.5
7226	Bob Clark	(SFOC)								1936
	10.9	25-0	41-7¼	5-10¾	50.0	15.7	129-2¾	12-1¾	167-8½	4:44.4



7206	Ron Weber (Bowling Green St)	11.2	22-3 $\frac{1}{4}$	37-10 $\frac{1}{2}$	6-5	51.7	14.8	135-10	14-0	143-2	1974	4:36.5
7187	Larry Melquiond (SBAC)	11.3	22-1 $\frac{1}{2}$	43-6 $\frac{3}{4}$	6-2	50.2	14.5	130-10	14-1 $\frac{1}{4}$	174-10	1968	5:18.7
7182	Charles Pratt (US Army)	10.4	22-7 $\frac{1}{4}$	39-7 $\frac{1}{4}$	6-2	48.7	14.1	118-5 $\frac{7}{8}$	10-8 $\frac{3}{4}$	153-6 $\frac{1}{2}$	1957	4:52.3
7168	Don Bajema (San Diego St)	10.7	23-6	40- $\frac{1}{2}$	6-1 $\frac{1}{4}$	49.9	14.8	102-10 $\frac{1}{2}$	11-0	186-6	1972	4:35.3
7168	Dave Stephens (Mon TC)	11.0	21-11 $\frac{1}{2}$	43-7 $\frac{1}{4}$	6-6 $\frac{1}{4}$	51.6	15.0	141-8	11-1	164-2	1973	4:48.1
7155	Jerry Dyes (ACC)	10.9	23-5	47-1 $\frac{3}{4}$	6- $\frac{1}{2}$	50.7	17.0	124-8 $\frac{1}{2}$	11-5 $\frac{1}{2}$	249-1	1964	5:17.3
7152	Gene Freudenthal (unat)	11.0	22-1 $\frac{1}{2}$	49-7	6-1 $\frac{3}{4}$	54.2	16.0	143-8 $\frac{1}{2}$	14-3 $\frac{1}{2}$	196-6 $\frac{1}{2}$	1960	5:32.4
7128	Jim Reilly (Princeton)	11.1	22-11 $\frac{1}{4}$	36-4	6-5 $\frac{3}{4}$	51.2	15.1	106-4 $\frac{1}{2}$	13-0	173-6	1972	4:31.9
7125	Mike Herman (NYPC)	10.8	23-11	42- $\frac{1}{4}$	6-6	50.1	14.8	123-3	12-8	125-3 $\frac{1}{2}$	1959	5:08.9
7121	Steve Anderson (EEAA)	10.7	25-9	41-4 $\frac{1}{2}$	5-10	51.5	15.0	138-1 $\frac{1}{2}$	11-5	180-1 $\frac{1}{2}$	1960	5:27.1
7110	Duane McIntire (Emporia St.)	11.0	20-8 $\frac{1}{4}$	49-2 $\frac{1}{2}$	5-8 $\frac{3}{4}$	48.6	15.1	144-2	11-1 $\frac{3}{4}$	180-3 $\frac{1}{2}$	1960	5:02.2
7106	Sam Adams (SBAC)	11.2	21-0	53- $\frac{3}{8}$	5-11	51.7	16.6	147-10 $\frac{1}{2}$	10-6	219-4	1956	4:50.1
7105	Brayton Norton (LAAC)	10.5w	23-2 $\frac{1}{2}$ w	40-4	5-5 $\frac{1}{2}$	49.2	17.1	126-4 $\frac{1}{4}$	11-9	194-8 $\frac{3}{4}$	1955	4:33.1
7102	Bill Watson (unat)	10.8	24-4 $\frac{1}{4}$	50-1 $\frac{1}{2}$	5-10 $\frac{1}{8}$	52.2	16.8	151-3 $\frac{3}{4}$	11-8 $\frac{1}{2}$	144-11	1940	4:53.8
7093	David Johnston (BDTC)	10.5	24-1 $\frac{1}{4}$	32-7	6-4	50.7	14.7	103-3	14- $\frac{1}{4}$	133-1	1971	4:47.9
7084	Wayne Hicks (Alabama)	11.2	21-9 $\frac{3}{4}$	37-6 $\frac{3}{4}$	6-3 $\frac{1}{4}$	53.6	15.0	115-2 $\frac{1}{2}$	15-8 $\frac{1}{2}$	177-1	1974	4:30.7
7077	Karl Harz (FDU)	10.93	21-9	46-11 $\frac{1}{2}$	6-1 $\frac{1}{4}$	50.3	14.72	140-10 $\frac{1}{2}$	10-7 $\frac{1}{4}$	167-1 $\frac{1}{2}$	1972	5:05.4
7069	Floyd Simmons (LAAC)	11.5	23-2	43-2 $\frac{1}{8}$	6-3 $\frac{1}{2}$	51.1	15.0	123-11	11-9 $\frac{7}{8}$	179-5 $\frac{1}{8}$	1952	4:53.4
7067	Paul Fink (Fullerton St.)	10.8	21-3 $\frac{1}{4}$	35- $\frac{1}{2}$	5-8 $\frac{7}{8}$	48.9	15.5	125-4	13-9 $\frac{1}{2}$	172-2	1974	4:38.7
7063	Mike Riddle (USMC)	11.2	21-9 $\frac{1}{2}$	41-7 $\frac{3}{4}$	5-9	49.1	17.0	124-7	11-0	207-8	1973	4:14.4
7055	Joe Tyler (Nevada)	11.4	22-2 $\frac{1}{4}$	37-8 $\frac{3}{4}$	6-4	52.5	16.6	135-6	14-10	177-2	1974	4:50.2
7041	Joe Gant (Miss St)	10.9	22-3 $\frac{3}{4}$	36-0	6-4 $\frac{1}{4}$	51.1	15.3	102-10 $\frac{1}{2}$	15-0	148-11 $\frac{1}{2}$	1974	4:43.6
7030	Jim Baum (Ashland)	10.7	21-9 $\frac{1}{2}$	42-1 $\frac{1}{2}$	6-2 $\frac{1}{8}$	48.5	15.0	110-9	10-2	157-9	1974	4:37.7
7012	Dave Aungier (Husky Spike Club)	10.9	21-11	34-11	6-4	49.8	16.4	111-10 $\frac{1}{2}$	14-6 $\frac{1}{2}$	160-10	1972	4:43.7
7009	Kim Procter (unat)	11.3	21-1 $\frac{1}{4}$	40-7 $\frac{1}{4}$	5-10 $\frac{1}{8}$	51.8	16.5	132-10	13-11 $\frac{1}{4}$	221-7	1971	4:54.3
7005	Mike Monahan (Washington St.)	11.1	21-8 $\frac{1}{4}$	42-9	6- $\frac{1}{4}$	54.0	16.0	126-2	14-6 $\frac{1}{2}$	163-3	1972	4:43.1
7004	Steve Rogers (Kansas State)	11.5	22-6	46- $\frac{1}{2}$	6- $\frac{1}{2}$	51.6	15.1	126-5	12-7 $\frac{1}{4}$	162-6	1965	4:50.8

10 performers, 30 performances over 8000 points  
95 performers over 7000 points

# UNITED STATES PROGRESS 1964 - 1974

<u>Year</u>	<u>Leader</u>	<u>1st</u>	<u>10th</u>	<u>20th</u>	<u>30th</u>	<u>50th</u>	<u>Top10 Aver.</u>	<u>Over 7000</u>	<u>Over 7500</u>	<u>Over 8000</u>
1964	Herman	7787	7136	6437	6323 (25th)		7443	12	5	
1965	Toomey	7764	6783	6013 (19th)			7223	7	3	
1966	Toomey	8234	6945	6550			7386	9	2	2
1967	Toomey	8044	6841	6505	6059	6018-357296	7	3	1	
1968	Toomey	8222	7263	6755	6467	6007-457564	13	4	1	
1969	Toomey	8417	7203	6564	6305	6088-457615	11	6	2	
1970	Bennett	8072	7260	6951	6758	6513	7665	18	6	3
1971	Wanamaker	7989	7533	7243	7043	6690	7713	31	11	
1972	Bannister	8120	7632	7455	7215	6862	7814	40	16	2
1973	Bennett	8121	7606	7228	7040	6729	7765	31	12	1
1974	Jenner	8308	7645	7322	7041	6824	7928	35	14	2

## MOST MEETS COMPETED IN AND OTHER DATA

<u>Decathlete</u>	<u>Meets</u>	<u>No. Years</u>	<u>From To</u>	<u>First Age</u>	<u>Last Age</u>	<u>Most Meets Year</u>	<u>Meets Comp- leted</u>	<u>% Comp- leted</u>
John Warkentin	44	9	66-74	19	27	8	38	86%
Phil Mulkey	44	23	52-74	19	42	4	39	89%
Bill Toomey	38	14	59-72	20	33	10	36	95%
Russ Hodge	36	13	62-74	22	34	6	26	72%
Jeff Bennett	36	7	68-74	19	25	7	35	97%
Jim Thorpe	1	1	1912	24	24	1	1	100%
Glenn Morris	3	1	1936	24	24	3	3	100%
Bob Mathias	10	5	48-56	17	25	3	10	100%
Rafer Johnson	11	7	54-60	18	25	3	11	100%
- - - - -								
Yuri Kutyenko	48	13	51-63	19	31	8	46	96%
Vas. Kuznyetsov	43	14	51-64	19	32	5	41	95%

As far as is known Kutyenko of the USSR has competed in more decathlons than anyone else in the world. Dave Thoreson reports his total is also 46 but it awaits confirmation. The last half of Mulkey's competition has not been on a world class level.

## STREAKERS

Two all-time greats recorded streaks of 10 consecutive wins. Bob Mathias never lost in his 10 meet career while Bill Toomey won 10 in a row in 1969 and 70. Rafer Johnson had 5 consecutively while Bruce Jenner is working on a string of 4. Among Europeans, Vasiliy Kuznyetsov is believed tops with 10 in a row while Yuriy Kutyenko had 7.

The longest streak of completed meets belongs to Eugene Miller who finished 24 in a row before dropping out of the 1974 AAU. Jeff Bennett has 20, Rick Wanamaker 18, Toomey 17, Roger George 16, George Pannel and Jenner 15, Jeff Bannister and John Warkentin 14, Bennett (again) 13 (he's completed 33 of 34 for 97%), Toomey (again) 12, Fred Samara 12, Johnson 11, Warkentin, Mathias and Garry Hill 10. The durable Kutyenko leads the world with 30 straight completions and Kuznyetsov had 18.

## RECORD LISTS

The following section includes American lists for: College students (to 7500), Junior College students (to 6400), Blacks (to 6940), High School students (to 6367), and a record list for ages 11-62.

### ALL TIME COLLEGE LIST

8089	'C.K. Yang (UCLA)-63	7669	Fred Samara (Penn)-72
8072	Jeff Bennett (Okla Christ)-70	7668	Jeff Bannister (NH)-69
7896	Rafer Johnson (UCLA)-58	7657	'Bo Sterner (USC)-74
7874	'Runald Backmun (BYU)-74	7656	Bill Bakley (Westmont)-72
7870	Dave Edstrom (Oregon)-60	7645	Mike Hill (Colo)-74
7869	Rick Sloan (UCLA)-67	7639	Steve Pauly (Ore St)-63
7846	Bruce Jenner (Graceland)-72	7625	'Lennart Hedmark (LA St)-68
7839	Roger George (Fresno St)-74	7623	Bob Coffman (USC)-74
7821	Ron Evans (Conn)-73	7601	John Warkentin (Fresno St)-6
7815	Paul Herman (Westmont)-63	7584	Gary Hill (Okla Christ)-72
7777	'Raimo Pihl (BYU)-73	7562	'Roy Williams (USC)-64
7762	Andre Pettes (Okla)-72	7533	Gary King (NH)-71
7731	Bob Mathias (Stanford)-52	7520	Steve Gough (Sea Pacific)-70
7673	Craig Brigham (Oregon)-73	7518	'Chryster Lythell (BYU)-74
	(total---29)	7508	Sam Albanese (UCLA)-74
			(' -foreign athlete)

### ALL TIME JC LIST

8230	Russ Hodge (Foothill)-66	6988	Ed Miller (Diablo Valley)-73
7486	Don Shy (Mt Sac)-65	6665	Mike Quirk (Palomar JC)-69
7276	Sam Goldberg (Merritt)-67	6650	Carlos Garcia (Glendale)-74
7243	Kenny Kring (Hancock)-71	6611	John Turek (Fullerton)-74
7215	Sam Albanese (Hartnell)-72	6587	Phil Scott (SBCC)-73
7184	Larry Melquiond (SBCC)-66	6542	Bob Seagren (Mt Sac)-65
	(total---13)	6483	Mike Anderson (Brevard)-73

### ALL TIME BLACK LIST

8121	Jeff Bennett (US Army)-73	7328	Don Albritton (NEMO St)-72
8063	Rafer Johnson (Striders)-60	7181	Charlie Pratt (US Army)-57
7762	Andre Pettes (Okla)-72	7102	Bill Watson (unat-Detroit)-4
7708	Milt Campbell (US Navy)-56	6987	Sam Caruthers (Cal Int)-72
7486	Don Shy (Mt Sac JC)-65	6980	Russ Fritts (Tenn)-74
	(total---11)	6945	Alvin Pearman (NY HS)-66

### ALL TIME HIGH SCHOOL LIST

7523	Craig Brigham (South, Eugene, Oregon)-72
7253	Milt Campbell (Plainfield, N.J.)-53
6945	Alvin Pearman (Roosevelt, NY)-66
6899	Bob Mathias (Tulare, Calif)-48
6862	Brian Mondschein (Haverford, Havertown, Pa)-72
6734	Fred Samara (Fort Hamilton HS, Brooklyn, NY)-69
6656	Kenny Kring (Santa Maria, Calif)-70
6653	Alex Stencel (Bayonne, NJ)-71
6616	Paul Herman (Reseda, Calif)-59

(continued)

# ALL TIME HIGH SCHOOL LIST (CONTINUED)

6607	Dixon Farmer (Miramonte, Orinda, Calif)-58
6564	Aubrey Lewis (Montclair, N.J.)-54
6547	Barry Stebbins (Oley Valley, Oley, Pa.)-73
6530	Mike Garrett (Taft, Calif)-66
6467	Rory Kenward (S Marcos, Santa Barbara, Calif)-68
6444	Dave Schlegelmilch (Crestwood, Mantua, Ohio)-71
6431	Barry Schur (Palo Verde, Tucson, Arizona)-70
6421	Rafer Johnson (Kingsburg, Calif)-54
6400	David Morey (C Bucks East, Buckingham, Pa)-74
6393	Geoff Vanderstock (Pomona Cath, LaVerne, Calif)-64
6367	Steve Street (California, Whittier, Calif)-71
(Total---20)	

## AGE RECORD LIST

### AGE RECORDS, WORLD AND U. S.

World records for exact ages, plus U.S. records where different.

11	835	Jay Thompson	Honolulu	72
12	1378	Jay Thompson	Honolulu	73
13	3773	Jim Cooper	Plesant Hill, Cal	73
14	4478	Jeff Lawson	El Dorado, Placentia, Cal	74
15	5555	Ingmar Johnsson	Sweden	72
	5325	Alex Kaseberg	New Trier East, Winnetka, Ill	74
16	7194	Detlef Bucks	East Germany	72
	6202	Dixon Farmer	Miramonte, Orinda, Cal	57
17	7523	Craig Brigham	South, Eugene, Ore	72
18	7827	Josef Zeilbauer	Austria	71
	7299	Rory Kenward	Colorado	69
19	7850	Sepp Zeilbauer	Austria	72
	7758	Rafer Johnson	UCLA	55
20	8136	Sepp Zeilbauer	Austria	73
	7869	Rick Sloan	UCLA	67
21	8132	Guido Kratschmer	West Germany	74
	8072	Jeff Bennett	Oklahoma Christian	70
22	8279	Joachim Kirst	East Germany	69
	7934	Jeff Bennett	Fort MacArthur	71
23	8319	Kurt Bendlin	West Germany	67
	8076	Jeff Bennett	Fort MacArthur	72
24	8454	Nikolay Avilov	Soviet Union	72
	8308	Bruce Jenner	unattached, San Jose	74
25	8207	Ryszard Skowronek	Poland	74
	8001	Rafer Johnson	Striders	60
26	8230	Russ Hodge	Striders	66
27	8234	Bill Toomey	Striders	66
28	8244	Kurt Bendlin	West Germany	71
	8044	Bill Toomey	Striders	67
29	8222	Bill Toomey	Striders	68
30	8417	Bill Toomey	Striders	69
31	7957	Russ Hodge	Striders	71
32	7956	Horst Beyer	West Germany	72
	7750	Russ Hodge	Decathlon Club America	72
33	7805	Werner Von Moltke	West Germany	69
	7629	Tom Waddell	unattached, US	71
34	6753	Karl-Ivan Pettersson	Sweden	72
	3180	Hugh Foster	HMTC	73
35	7547	Werner Von Moltke	West Germany	72
	4661	John Tansley	Norwalk, Cal	71
36	7386	Horst Mandl	Austria	72
	5169	John Tansley	Norwalk, Cal	72
37	4369	Ray Fitzhugh	Hawaii	72
39	6230	Phil Mulkey	Birmingham	71
40	5950	Phil Mulkey	Birmingham	72
41	4381	Sam Adams	Santa Barbara	72
42	5616	Phil Mulkey	Birmingham	74
44	4155	Harold Wallace	Anaheim, Cal	72
46	4238	Rudy Hochreiter	Australia	73
47	4134	Rudy Hochreiter	Australia	74
49	2258	David Brown	Whittier	72
50	4698	Richmond Morcom	Philadelphia	71
52	2182	John Dick	Hayward, Cal	64
53	1986	John Dick	Hayward, Cal	65
54	1872	John Dick	Hayward, Cal	66
58	2292	George Braceland	Drexel Hill, Pa	72
62	2806	Bud Deacon	Honolulu	73

# MEET WINNERS

The following section contains decathlon winners of: a) Olympic Games, Pan Am Games, and U.S. Olympic Trials, b) all U.S. National champions (AAU, NCAA, NAIA, etc), c) additional international meets, d) major relay meets (Penn, Drake, Mt Sac, etc.), e) collegiate conference and district AAU meets (IC4A, Pac-8, etc.), and f) USTFF decathlons.

## OLYMPIC GAMES CHAMPIONS

1912	8412.955	6845	WR*	Jim Thorpe, USA	Stockholm
	7724.495	6161	*	Hugo Wieslander, Sweden	
1920	6804.35	5970		Helge Lovland, Norway	Antwerp
1924	7710.775	6668	WR	Harold Osborn, USA	Paris
1928	8053.29	6774	WR	Paavo Yrjola, Finland	Amsterdam
1932	8462.23	6896	WR	Jim Bausch, USA	Los Angeles
1936	7900	7421	WR	Glenn Morris, USA	Berlin
1948	7139	6825		Bob Mathias, USA	London
1952	7887	7731	WR	Bob Mathias, USA	Helsinki
1956	7937	7708	OR	Milt Campbell, USA	Melbourne
1960	8392	8001	OR	Rafer Johnson, USA	Rome
1964		7887		Willie Holdorf, Germany	Tokyo
1968		8193	OR	Bill Toomey, USA	Mexico City
1972		8454	WR	Nikolay Avilov, USSR	Munich

\* Thorpe was later disqualified for professionalism and Wieslander named the winner. WR = world record OR = Olympic record. 1912 OG scored on 1912 tables; 1920-32 on 1920 tables; 1936-48 on 1934 tables; 1952-60 on 1950 tables; 1964-72 on 1962 tables. Scores in second column are on 1962 tables.

## PAN AMERICAN GAMES CHAMPIONS

1951	6610(34)	6456	MR	Hernan Figueroa, Chile	Buenos Aires
1955	6994(50)	7144	MR	Rafer Johnson, USA	Mexico City
1959	7245(50)	7370	MR	Dave Edstrom, USA	Chicago
1963	7335(50)	7305	MR	J. D. Martin, USA	Sao Paulo
1967		8044	MR	Bill Toomey, USA	Winnipeg
1971		7647		Rick Wanamaker, USA	Cali

## U. S. OLYMPIC TRIALS WINNERS

1912	no trials	held			
1920	7022.9815	6140	MR	Brutus Hamilton (Univ. Missouri)	New York City
1924	7377	6424	MR	Harold Osborn (Illinois A.C.)	New York City
1928	7600.52	6523	MR	Ken Doherty (Cadillac A.C.)	Philadelphia
1932	8103.25	6605	MR	Jim Bausch (Kansas City A.C.)	Evanston
1936	7880	7383	MR	Glenn Morris (Denver A.C.)	Milwaukee
1948	7224	6902		Bob Mathias (unat, Tulare)	Bloomfield
1952	7825	7690	MR	Bob Mathis (Stanford)	Tulare
1956	7754	7591		Rafer Johnson (UCLA)	Crawfordsville
1960	8683	8063	MR	Rafer Johnson (S. C. Striders)	Eugene
1964	7794	7701	*	Paul Herman (U.S. Army)	Walnut
		7728	*	Dick Emberger (U.S. Marine Corps)	Los Angeles
1968		8222	MR	Bill Toomey (S. C. Striders)	S. Lake Tahoe
1972		8120		Jeff Bannister (Dec. Club Amer.)	Eugene

\* = two trials in 1964. 1920-32 on 1920 tables; 1936-48 on 1934 tables; 1952-60 and first 64 on 1950 tables; 1964 2nd-1972 on 1962. Scores in second column are from 1962 tables.

# A. A. U. CHAMPIONS 1915 - 1974

\* = meet record    \*\* = meet record and world record

\*\*\* = meet record & world record, not officially approved

		1912 tables	1962 tables
1915	Alma Richards (Inter-mountain Assn)	6858.81	5580
	tables revised in 1920		
1920	Brutus Hamilton (Univ. of Missouri)	7022.9815	6140 *
1921	Dan Shea (Pastime A.C.)	5849.338	5293
1922	S. H. Thompson (Princeton Univ.)	6890.23	6066
1923	Harold Osborn (Illinois A.C.)	7351.89	6426 ***
1924	Anthony Plansky (Pere Marquette K. of C.)	5901.45	5238
1925	Harold Osborn (2nd win) (Illinois A.C.)	7706.36	6565 *
1926	Harold Osborn (3rd win) (Illinois A.C.)	7187.832	6209
1927#	Fait Elkins (Univ. of Nebraska)	7574.42	6532
1928##	Ken Doherty (Cadillac A.C.)	7600.52	6523
1929	Ken Doherty (2nd win) (Cadillac A.C.)	7784.68R	6592 *
1930	Wilson Charles (Haskell Institute)	7313.343	6319
1931	Jess Mortenson (Los Angeles A.C.)	8166.66	6950 *
1932	Jim Bausch (Kansas City A.C.)	8103.25	6605
1933	Barney Berlinger (Penn A.C.)	7597.19	6446
1934	Bob Clark (S.F. Olympic Club)	7966.30	7002
1935	Bob Clark (2nd win) S.F. Olympic Club)	7929.22	6812
	began to use tables revised in 1934		
1936	Glenn Morris (unat., Simla, Colo.)	7880	7394 ***
1937	no meet held		
1938	Joseph Scott (Western Reserve Univ.)	6486	6317
1939	Joseph Scott (2nd win) (Western Reserve Univ)	6671	6353
1940	William Watson (Unat., Ann Arbor, Mich.)	7523	7102
1941	John Borican (Asbury Park A.C.)	5666	5612
1942	Bill Terwilliger (Unat., DeKalb, Ill.)	6802	6586
1943	William Watson (2nd win) (Detroit Police AA)	5994	5833
1944	Irv Mondschein (Brooklyn Army Base)	5748	5735
1945	Charles Beaudry (Marquette Univ.)	5886	5819
1946	Irv Mondschein (2nd win) (New York Univ.)	6466	6299
1947	Irv Mondschein (3rd win) (N.Y. Pioneer Club)	6715	6519
1948	Bob Mathias (unat, Tulare, Calif.)	7224	6902
1949	Bob Mathias (2nd win) (unat., Tulare, Cal.)	7556	7115
1950	Bob Mathias (3rd win) (unat., Tulare, Cal.)	8042	7453 **
1951	Bob Richards (Illinois A.C.)	7834	7294
	began to use tables revised in 1950		
1952	Bob Mathias (4th win) (Stanford Univ.)	7829	7690 ***
1953	Milt Campbell (Plainfield, N.J., High School)	7235	7253
1954	Bob Richards (2nd win) (Los Angeles A.C.)	6501	6736
1955	Bob Richards (3rd win) (Los Angeles A.C.)	6862	7136
1956	Rafer Johnson (UCLA)	7754	7591
1957	Charles Pratt (U.S. Army)	7164	7182
1958	Rafer Johnson (2nd win) (UCLA)	7780	7525
1959	C. K. Yang (UCLA)	7549	7403
1960	Rafer Johnson (3rd win) (S.C. Striders)	8683	8063 **
1961	Paul Herman (U.S. Army)	7142	7318
1962	C. K. Yang (2nd win) (UCLA)	8249	7826
1963	Steve Pauly (Oregon State Univ.)	6852	7639
1964	C. K. Yang (3rd win) (Pasadena A.A.)	8641	7853
	began to use tables revised in 1952		
1965	Bill Toomey (Pasadena A.A.)		7764
1966	Bill Toomey (2nd win) (S.C. Striders)		8234 ***

## A. A. U. CHAMPIONS (CONTINUED)

1967	Bill Toomey (3rd win) (S.C. Striders)	7880
1968	Bill Toomey (4th win) (S.C. Striders)	8037
1969	Bill Toomey (5th win) (S.C. Striders)	7818
1970	John Warkentin (Fresno State)	8026
1971	Rick Wanamaker (unat., Des Moines, Iowa)	7989
1972	Jeff Bennett (U.S. Army)	7910
1973	Jeff Bennett (U.S. Army)	8121
1974	Bruce Jenner (unat., San Jose, Cal.)	8245 *

# = meet held in one day    ## = meet held in three days

## MULTIPLE WINNERS A. A. U.

5 wins	Bill Toomey	1965, 1966, 1967, 1968, 1969
4 wins	Bob Mathias	1948, 1949, 1950, 1952
3 wins	Harold Osborn	1923, 1925, 1926
	Irv Mondschein	1944, 1946, 1947
	Bob Richards	1951, 1954, 1955
	Rafer Johnson	1956, 1958, 1960
	C. K. Yang	1959, 1962, 1964
2 wins	Ken Doherty	1928, 1929
	Bob Clark	1934, 1935
	Joe Scott	1938, 1939
	William Watson	1940, 1943
	Jeff Bennett	1972, 1973

## MOST CONSECUTIVE WINS A. A. U.

5 in a row	Bill Toomey	1965-69
3 in a row	Bob Mathias	1948-50
2 in a row	Harold Osborn	1925-26
	Ken Doherty	1928-29
	Bob Clark	1934-35
	Joe Scott	1938-39
	Irv Mondschein	1946-47
	Bob Richards	1954-55
	Jeff Bennett	1972-73

## SITES OF A. A. U. CHAMPIONSHIPS

CALIFORNIA 19 times in 10 cities (San Francisco 15, 25; San Diego 35; Tulare 49, 50, 52, 62; Santa Barbara 51, 68; Kingsburg 57, 59; Walnut 64; Bakersfield 65, 69; Los Angeles 67, 72; So. Lake Tahoe 70; Porterville 71, 73) NEW JERSEY 13 times in 9 cities (Jersey City 21; Newark 22; West Orange 24; Bridgeton 41; Elizabeth 43, 44; Bloomfield 45, 46, 47, 48; Plainfield 53; Atlantic City 54; Palmyra 58) ILLINOIS (Chicago 23, 33, 42; Evanston 32) PENNSYLVANIA (Philadelphia 26, 28; Pittsburgh 30) OHIO (Cincinnati 34; Cleveland 39, 40) OREGON (Eugene 60, Corvallis 63) NEW YORK (New York City 20, 38) NEBRASKA (Lincoln 27, 31) COLORADO (Denver 29) WISCONSIN (Milwaukee 36) INDIANA (Crawfordsville 55, 56) NEW MEXICO (Albuquerque 61) KANSAS (Salina 66) VIRGINIA (Richmond 74)



## AAU JUNIOR CHAMPIONS, 1973 - 1974

1973	Craig Brigham	Oregon	7357
1974	Russell Fritts	Tennessee	6677

## NCAA I CHAMPIONS, 1970 - 1974

1970	Rick Wanamaker	Drake	7406
1971	Ray Hupp	Ohio State	7456
1972	Ron Evans	Connecticut	7571
1973	Raimo Pihl	Brigham Young	7782
1974	Runald Backmun	Brigham Young	7874

## NCAA II CHAMPIONS, 1970 - 1974

1970	Steve Gough	Seattle Pacific	7269
1971	Bill Bakley	Westmont	7067
1972	Don Albritton	NEMO St.	6999
1973	Paul Fink	Fullerton St.	6960
1974	Paul Fink	Fullerton St.	7067

## NCAA III CHAMPIONS, 1974

1974	Jim Baum	Ashland	7030
------	----------	---------	------

## NAIA CHAMPIONS, 1969 - 1974

1969	Jeff Bennett	Oklahoma Christian	7551
1970	Jeff Bennett	Oklahoma Christian	7304
1971	Bruce Jenner	Graceland	7403
1972	Gary Hill	Oklahoma Christian	7538
1973	Dave Bahr	Graceland	7011
1974	James Herron	Cameron St, Okla.	6939

## USTFF NATIONAL CHAMPIONS

1965	Phil Mulkey	unat.	7008
1966	Phil Mulkey	unat.	7153
1967	Mike Mattox	Graceland	6841
1968	Mike Mattox	Graceland	6915
1969	Norm Johnston	unat.	7438
1970	Jeff Bennett	Oklahoma Christian	8072
1971	Rick Wanamaker	unat.	7685
1972	Bruce Jenner	Graceland	7678
1973	Raimo Pihl	Brigham Young	7523
1974	Rick Wanamaker	unat.	7543

## NATIONAL JUNIOR COLLEGE CHAMPIONS (NJCAA), 1973 - 1974

1973	Jerry Kelley	Montgomery JC, Md.	6020
1974	Mike Anderson	Brevard JC, NC	6224

## WORLD UNIVERSITY GAMES-US TRIALS, 1973

1973	Fred Samara	Penn	7623
------	-------------	------	------

### c) International meets

## USA vs USSR DUAL, 1958 - 1973

			1950	1962
1958	Rafer Johnson	USA-UCLA	8302	7896
1959	Vasiliy Kuznyetsov	USSR	8350	7955
1961	Yuriy Kutyenko	USSR	7614	7579
1962	Vasiliy Kuznyetsov	USSR	7830	7595
1963	Vasiliy Kuznyetsov	USSR	7666	7607
1964	Vasiliy Kuznyetsov	USSR	7842	7596
1965	Mikhail Storozhenko	USSR		7883
1969	Bill Toomey	USA-Striders		7938
1970	Nikolay Avilov	USSR		7685
1971	Russ Hodge	USA-Striders		7698
1973	Aleksandr Blinyayev	USSR		7980

## USA vs USSR JUNIOR DUAL, 1972 - 1974

1972	Yachmenov	USSR	7345
1973	Craig Brigham	USA-Oregon	7402
1974	Vladimir Buriakov	USSR	7606

## WORLD UNIVERSITY GAMES (UNIVERSAIDE), 1965 - 1973

1965	Bill Toomey	USA-Striders	7566
1967	Han Joachim Walde	W Germany	7819
1970	Nikolay Avilov	USSR	7803
1973	Ryszard Skowronek	Poland	7965

## CISM GAMES (WORLD MILITARY), 1970 - 1973 --INCOMPLETE

1970	Nappamaine	Finland	6968
1971	Jeff Bennett	USA-US Army	7934
1973	Rex Harvey	USA-USAF	7200

d) Major Relay Meets

PENN RELAYS WINNERS, 1925 - 1974

			<u>1920 tables</u>
1925	Art Plansky	Georgetown	7023.094
1926	Art Plansky	Georgetown	7169.220
1927	Vernon Kennedy	C Miss St TC	7236.5575
1928	Tony Plansky	St Alphonsus AA	7142.273
1929	Bernard Berlinger	Penn	7298.978
1930	Bernard Berlinger	Penn	7460.609
1931	Bernard Berlinger	Penn	7730.5835
1932	George Munger	Penn	7324.5995
no decathlon held from 1933-1971			<u>1962 tables</u>
1972	Fred Samara	Penn	7639
1973	Ron Evans	Connecticut	7821
1974	Fred Samara	NYAC	7864

KANSAS RELAYS WINNERS, 1928 - 1974

1928	Tom Churchill	Oklahoma	7384.85	1920 tables
1929	Tom Churchill	Oklahoma	7422.23	
1930	Buster Charles	Haskell Inst.	7543.40	
1931	Jim Bausch	Kansas STC	7846.22	
1932	Jim Bausch	Kansas City AC	8022.40	
1933	Charles Childress	War. Tch.	7454.04	
1934	Delbert White	KSTC, Pitts.	7678.89	
#1935	Clyde Coffman	Kansas	6719	1932 tables
1936	Glen Morris	Denver AC	7576	
1937	Dick Kearns	Colorado	6484	
1938	Dick Kerans	Colorado	6840	
1939	E. Lee Todd	unat.	6557	
1940	E. Lee Todd	unat,	6730	
1941	Charles Larsson	Culv. Stock	6014	
no meet from 1942 to 1946				
1947	Jack McEwen	Colorado	6333	
1948	Charles Baker	Arkansas	6730	
1949	Jim McConnell	Nebraska	6698	
1950	Jim McConnell	Nebraska	7120	
1951	Herb Falkenburg	Trinity U.	6519	
1952	Dean Pryor	Arkansas	6224	
#1953	J.W. Mashburn	Oklahoma	6066	1950 tables
1954	Jim Podoley	Cent Michigan	6128	
1955	Jim Podoley	Cent Michigan	6340	
1956	Phil Mulkey	Wyoming	6393	
1957	Ken Kelly	USAF	5891	
1958	Phil Mulkey	Memphis OC	6544	
1959	Phil Mulkey	Memphis CC	6302	
1960	Phil Mulkey	Memphis AC	7167	
1961	Phil Mulkey	unat.	7268	
1962	Phil Mulkey	unat.	7480	
1963	Dave Edstrom	USAF	7423	
1964	Jerry Dyes	ACC	7059	
#1965	Phil Mulkey	unat.	7080	1962 tables

#- change in scoring tables

## KANSAS RELAYS (CONTINUED)

1966	Phil Mulkey	unat.	7110
no decathlon from 1967-1969			
1970	Jeff Bennett	Okla Christian	7704
1971	Bruce Jenner	Graceland	7330
1972	Gary Hill	Okla Christian	7530
1973	Bill Hancock	Sn Illinois	7223
1974	Bruce Jenner	unat.	8240

## MT. SAC RELAYS WINNERS, 1960 - 1974

1960	C.K. Yang	UCLA Frosh	7892	1950 tables
1963	C.K. Yang	UCLA	9121	(8089-62)
1964	C.K. Yang	Pasadena AA	8043	
#1966	Russ Hodge	Foothill JC	7402	1962 tables
1967	Roberto Carmona	Mexico	7197	
1968	Bill Toomey	Striders	7800	
1969	Rick Sloan	Striders	7615	
1970	Russ Hodge	Striders	7557	
1971	Jeff Bennett	US Army	7665	
1972	Mike Hill	Colorado	7478	
1973	Roger George	Fresno St.	7486	
1974	S teve Gough	CNW	7842	

## DRAKE RELAYS WINNERS, 1968 - 1974

1968	Mike Mattox	Graceland	6915
1969	Norm Johnston	unat.	7438
1970	Jeff Bennett	Okla Christian	8072
1971	Rick Wanamaker	unat.	7685
1972	Bruce Jenner	Graceland	7678
1973	Raimo Pihl	Brigham Young	7523
1974	Rick Wanamaker	unat.	7543

## TEXAS RELAYS WINNERS, 1973 - 1974

1973	Jeff Bennett	unat.	7855
1974	Jeff Bennett	unat.	7789

## FLORIDA RELAYS WINNERS, 1971 - 1974

1971	Charles Galloway	Florida St.	6829
1972	Fred Samara	Penn	7669
1973	Jeff Bennett	unat.	7899
1974	Fred Samara	NYAC	7707

## KENTUCKY RELAYS WINNERS, 1968 - 1974

1968	Barry Lints	Ky-Frosh	6234
1969	Jerry Cash	Alabama	6288
1970	Sam Goldberg	Kansas	6710
1971	Dave Johnston	unat.	6901
1972	Ron DeVries	Eastern Michigan	6925
1973	Ron Evans	Connecticut	7029
1974	no decathlon held		

## OHIO STATE RELAYS WINNERS, 1971 - 1974

1971	Ray Hupp	Ohio State	6937
1972	Gene Miller	Bobcat TC	6924
1973	Charles Hannon	Purdue	6868
1974	Ray Hupp	Ohio TC	7322

## e) Collegiate Conference and District AAU Meets

### IC4A CHAMPIONS, 1973 - 1974

1973	Ron Evans	Connecticut	7438
1974	Brad Stephan	Navy	7387

### PAC -8 CHAMPIONS, 1973 - 1974

1973	Craig Brigham	Oregon	7673
1974	Craig Brigham	Oregon	7636

### WAC CHAMPIONS, 1973 - 1974

1973	Raimo Pihl	Brigham Young U	7511
1974	Ronald Backmun	Brigham Young U	7449

### PCAA CHAMPIONS, 1970 - 1974

1970	Jorma Vesala	Cal St-L.A.	7045
1971	Fred Dixon	Cal St-L.A.	6985
1972	Roger George	Fresno State	7193
1973	Roger George	Fresno State	7455
1974	Roger George	Fresno State	7376

## CCAA CHAMPIONS, 1973 - 1974

1973	Paul Fink	Fullerton St.	6819
1974	Paul Fink	Fullerton St.	6825

## SEC CHAMPIONS, 1974

1974	Wayne Hicks	Alabama	7084
------	-------------	---------	------

## FAR WESTERN CHAMPIONS, 1971 - 1974

1971	James Lindsay	Hayward St.	6769
1974	Dick Mulligan	San Francisco St	6561

## ALL OHIO CHAMPIONS, 1967 - 1974

1967	John Berry	Case	6505
1968			
1969	Gene Miller	Ashland	6305
1970	Gene Miller	Ashland	6709
1971	Gene Miller	Ashland	7016
1972	Gene Miller	Bobcat TC	6408
1973	Gene Miller	Ohio U.	
1974			

## MID-AMERICAN CHAMPIONS, 1974

1974	Ron Weber	Bowling Green St	7206
------	-----------	------------------	------

## CALIFORNIA JC CHAMPIONS, 1970 - 1974

1970	Paul Cox	Saddleback	6644
1971	Kenny Kring	Hancock JC	6677
1972	Sam Albanese	Hartnell JC	7215
1973	Phil Scott	Santa Barbara CC	6587
1974	Carlos Garcia	Glendale	6650

## CENTRAL COAST AAU CHAMPIONS, 1969 - 1974

1969	Kenny Kring	Santa Maria HS	5997
1970	Dave Thoreson	Striders	7501
1971	Barry King	GB-Striders	7654
1972	Kenny Kring	Hancock JC	6761
1973	Kenny Kring	Stanford	6689
1974	Don Bajema	BHS	6837

# f) USTFF Decathlons

## USTFF NATIONAL CHAMPIONS (SEE EARLIER SECTION)

### USTFF EASTERN CHAMPIONS, 1968 - 1974

1968	Bill Walsh	unat.	6810
1969	Jeff Bannister	New Hampshire	7550
1970	Jeff Bannister	unat.-Durham,NH	7754
1971	Ron Evans	Connecticut	7356
1972	Karl Harz	FDU	6932
1973	Rex Harvey	USAF	7201
1974	Rex Harvey	USAF	7306

### USTFF MEET WINNERS, 1970 - 1974 (held in conjunction with USTFF T & F Champs., Wichita, Kansas)

1970	Jeff Bennett	Okla Christian	7523
1971	Norm Johnston	unat.	7298
1972	Andre Pettes	Oklahoma	7447
1973	Jeff Bennett	unat.	8040
1974	John Whitson	Gulf Coast TC	7328

### USTFF WINTER WINNERS (GLENDALE), 1970 - 1974

1970	John Warkentin	unat.	7396
1971	Roger George	Fresno State	7148
1972			
1973	Roger George	Fresno State	7583
1974			

### COLORADO USTFF WINNERS, 1970 - 1974

1970	Jim Sobieszczyk	unat.	6584
1971	Rick Wanamaker	unat.	7114
1972	Steve Cady	Darke	6342
1973	Rick Wanamaker	unat.	7556
1974			

### USTFF SPRING WINNERS (FRESNO & UCSB), 1970- 1974

1970	Bill Toomey	Striders	7728
1971	Jeff Bennett	US Army	7609
1972	John Warkentin	Striders	7581
1973	John Warkentin	Striders	7612
1974	Roger George	Fresno State	7547



## MISCELLANEOUS RECORDS

The following records, some for odd multi-event affairs, fall under no other category. I guess that's why they are listed here.

### JUNIOR RECORDS

To establish a Junior record the athlete must remain a teenager throughout the entire year of competition. He cannot turn 20.

WR	7842	Sepp Zeilbauer, Austria	1971
AR	7673	Craig Brigham, Oregon	1973

### BROTHER COMBINATION SCORE

Total score for brother combination.

WR	15,594	Kyosola (Finland),	Hannu-'71(7763)	Heikki-'73(7831)
AR	13,836	Mondschein (USA),	Mark-'74(6925)	Brian-'74(6911)

### FATHER-SON COMBINATION SCORE

Total score for father-son combination.

WR-AR	14,254	Mulkey, (USA)	Phil, Sr-'61(8155)	Tim-'72(6099)
	13,819	Mondschein (USA)	Irv-'49(6894)	Mark-'74(6925)

### FATHER-SON-SON COMBINATION

Total score for father-son-son combination.

WR-AR	20,730	Mondschein(USA)	Irv-'49(6894)-Mark-'74(6925)-Brian-'74(6911)
	20,264	Mulkey (USA)	Phil-Sr-'61(8155)-Tim-'73(6099)-Phil-'74(6010)

### 30 MINUTE DECATHLON

The 30 minute decathlon was invented by Santa Barbara school teacher Dave Thoreson. All ten events must be contested in order with the 1500m starting within 30 minutes of the start of the 100 meters.

WR	6297	Hermansson, Sweden	Karlskrona	10/13/74
		(11.3 20-9 $\frac{3}{4}$ 44-4 $\frac{3}{4}$ 5-9 56.5 17.1 128-2 12-1 $\frac{3}{4}$ 167-9 5:19.4)		
AR	6233	Thoreson, Dave, Striders	Santa Barbara	8/14/71
		(11.3 21-9 36-2 6-5 $\frac{1}{4}$ 57.9 16.5 127-0 13-2 169-0 6:16.0)		

### ONE DAY DECATHLON

AR	6592	Ken Doherty (Cadillac AC)	1929 (7784.68 on '20 tables)
----	------	---------------------------	------------------------------

### BACK-TO-BACK DECATHLONS

Record for two decathlons with no interval between, total score.

WR-AR	14261	Dave Thoreson, Striders	(Average of 7130.5)	1972
		May 6-7, UCSB- 6931	and May 8-9, Westwood- 7330	

# AMERICAN TOP-TEN AVERAGES

Decathlon statistics need not be only the usual ranking list with one best performance per athlete. Here I've averaged the top ten performances of U.S. decathletes. All pre -64 scores were converted to present (1962) tables. Only athletes who have completed at least ten ten-eventers are listed. Thus the absence of notables Campbell, Emberger, Waddell, Pauly, etc.

1. BILL TOOMEY 8225.2				2. JEFF BENNETT 7993.6			
8417	1	Los Angeles	69	8121	1	Porterville	73
8277	1	Los Angeles	69	8076	2	Eugene	72
8270	1	Los Angeles	69	8072	1	Des Moines	70
8234	1	Salina	66	8039	1	Wichita	73
8222	1	S Lake Tahoe	68	7958	2	Minsk	73
8219	2	Los Angeles	66	7974 e	4	Munich	72
8193	1	Mexico City	68	7939	2	Lawrence	74
8168	1	Los Angeles	69	7934	1	Turku	71
8137	1	S Lake Tahoe	69	7913	2	Richmond	74
8116	1	Augsburg	69	7910	1	Los Angeles	72
3. RUSS HODGE 7925.4				4. BRUCE JENNER 7895.0			
8230	1	Los Angeles	66	8308	1	Tallinn	74
8130	2	Salina	66	8245	1	Richmond	74
8025	1	Los Angeles	70	8240	1	Lawrence	74
7981	1	Los Angeles	70	7991	1	Santa Barbara	74
7957	2	Porterville	71	7846	3	Eugene	72
7886	2	S Lake Tahoe	70	7770	2	Wichita	73
7861	1	Los Angeles	70	7722	10	Munich	72
7750	1	Los Angeles	72	7678	1	Des Moines	72
7728	2	Los Angeles	64	7617	5	Porterville	73
7706	2	Walnut	64	7533	1	Lawrence	71
5. JOHN WARKENTIN 7787.7				6. STEVE GOUGH 7781.9			
8026	1	S Lake Tahoe	70	7938	2	Porterville	73
7969	3	Santa Barbara	74	7930	4	Santa Barbara	74
7837	4	Richmond	74	7842	1	Walnut	74
7807	3	Los Angeles	72	7822	4	Eugene	72
7795	1	Sacramento	70	7800	4	Porterville	71
7795	2	Los Angeles	72	7784	8	Tallinn	74
7710	2	Los Angeles	70	7786	5	Richmond	74
7662	1	Zug, Switz.	73	7704	2	Gainesville	72
7639	2	Santa Barbara	74	7604	2	Santa Barbara	71
7627	1	Santa Barbara	73	7619	1	Bakersfield	73

7. JEFF BANNISTER 7762.0

8120	1	Eugene	72
7939	1	Los Angeles	72
7890	2	Los Angeles	72
7787	1	Irvine	72
7754	1	Emmitsburg	70
7668	2	Los Angeles	69
7660	4	Augsburg	69
7650	4	S Lake Tahoe	68
7602	2	S Lake Tahoe	69
7550	1	Emmitsburg	69

8. FRED SAMARA 7719.9

7988	2	Santa Barbara	74
7864	1	Philadelphia	74
7852	3	Richmond	74
7707	1	Gainesville	74
7669	1	Gainesville	72
7656	4	Porterville	73
7639	1	Philadelphia	72
7623	1	University Pk	73
7622	12	Tallinn	74
7579	1	Philadelphia	71

9. PAUL HERMAN 7679.2

7815	2	Walnut	63
7787	4	Tokyo	64
7701	3	Los Angeles	64
7693	1	Walnut	61
7685	2	Walnut	64
7661	2	Palo Alto	62
7639	2	Tulare	62
7639	3	Walnut	64
7602	1	Santa Barbara	62
7600	2	Walnut	65

10. RICK WANAMAKER 7653.4

7989	1	Porterville	71
7694	2	Munich	71
7689	6	Richmond	74
7685	1	Des Moines	71
7647	1	Cali	71
7602	4	Los Angeles	72
7599	3	Berkeley	71
7556	1	Boulder	73
7543	1	Des Moines	74
7530	7	Porterville	73

11. RAFAEL JOHNSON 7645.5

8063	1	Eugene	60
8001	1	Rome	60
7896	1	Moscow	58
7758	1	Kingsburg	55
7691	1	Crawfordsville	56
7595	1	Palmyra	58
7568	2	Melbourne	56
7525	1	Kingsburg	58
7214	1	Los Angeles	55
7144	1	Mexico City	55

12. RON EVANS 7598.3

7938	1	Los Angeles	74
7821	1	Philadelphia	73
7751	3	Porterville	73
7635	7	Richmond	74
7574	3	Baton Rouge	73
7571	1	Eugene	72
7541	14	Tallinn	74
7438	1	Emmitsburg	73
7357	2	Philadelphia	72
7356	1	Emmitsburg	71

13. ROGER GEORGE 7554.4

7839e	2	Austin	74
7777	2	Baton Rouge	73
7583	1	Glendale	73
7557	2	Santa Barbara	73
7547	1	Fresno	74
7514	1	Santa Maria	72
7476	9	Eugene	72
7455	1	Santa Barbara	73
7406	1	Walnut	73
7390	1	Fresno	74

14. PHIL MULKEY 7516.8

8155	1	Memphis	61
7539	3	Eugene	60
7519	1	Birmingham	62
7507	1	Nashville	63
7506	1	Memphis	60
7505	1	Knoxville	62
7437	1	Memphis	58
7355	1	Memphis	59
7397	2	Lawrence	63
7308	1	Lawrence	61

15. DAVE EDSTROM 7509.0

7870	1	Eugene	60
7622	2	Kingsburg	58
7560	2	Philadelphia	59
7500	2	Kingsburg	59
7475	4	Eugene	60
7464	3	Moscow	58
7451	1	Lawrence	63
7411	3	Corvallis	63
7370	1	Chicago	59
7367	3	Moscow	61

16. DAVE THORESON 7439.6

7632	1	Santa Maria	72
7573	3	Santa Barbara	71
7524	2	Los Angeles	67
7501	1	Santa Maria	70
7484	3	Salina	66
7369	5	S Lake Tahoe	70
7362	2	Los Angeles	70
7330	2	Los Angeles	72
7315	4	Santa Maria	72
7306	3	Los Angeles	66

17. MIKE HILL 7386.8

7645e	4	Austin	74
7549	7	Eugene	72
7515	7	Porterville	71
7478	1	Walnut	72
7472	8	Richmond	74
7363	2	Walnut	74
7325	2	Boulder	73
7226	6	S Lake Tahoe	70
7203	24	Tallinn	74
7092	1	Long Beach	70

18. GEORGE PANNELL 7386.5

7607	5	Porterville	71
7467	2	Santa Maria	70
7464	10	Eugene	72
7424	3	Santa Maria	72
7370	4	Los Angeles	70
7351	5	Irvine	72
7334	6	Gainesville	72
7336	6	Los Angeles	72
7269	3	Fresno	72
7243	5	Walnut	70

19. CRAIG BRIGHAM 7380.3

7673	1	Eugene	73
7636	1	Los Angeles	74
7527	4	Baton Rouge	73
7523	1	Eugene	72
7402	1	Odessa	73
7373	1	Eugene	72
7357	1	Porterville	73
7296	13	Eugene	72
7238	2	Eugene	74
6778	1	Portland	71

20. GARY HILL 7322.6

7584	6	Eugene	72
7538	1	Billings	72
7530	1	Lawrence	72
7291	2	Des Moines	72
7283	2	Lawrence	71
7265	3	Billings	71
7260	3	Des Moines	70
7228	2	Lawrence	71
7141	3	Wichita	70
7106	4	Des Moines	71

21. RICK SLOAN 7297.0

8051	2	Los Angeles	69
7869	1	Walnut	67
7800	2	S Lake Tahoe	68
7692	7	Mexico City	68
7615	1	Walnut	69
7465	2	Bakersfield	69
7073	5	Augsburg	69
6991	4	Mexico City	67
6572	5	Walnut	68
5842	(8)dnf	Culver City	67

22. BILL BAKLEY 7289.3

7656	3	Gainesville	72
7490	2	Billings	72
7427	11	Eugene	72
7394	1	Hayward	72
7353	2	Billings	71
7197	1	Fresno	72
7174	3	Seattle	71
7066	1	Sacramento	71
7047	2	Los Angeles	71
7087	1	Claremont	71

23. NORM JOHNSTON 7215.3

7438	1	Des Moines	69
7409	2	Des Moines	70
7346	2	Walnut	68
7317	7	S Lake Tahoe	68
7298	1	Wichita	71
7249	2	Wichita	70
7210	5	Santa Barbara	68
7054	5	Los Angeles	67
7034	6	Salina	66
7013	6	Des Moines	71

24. JIM SOBIESCZYCK 7212.7

7623	3	Wichita	73
7540	1	Irvine	73
7333	2	Santa Barbara	74
7254	1	Santa Barbara	72
7187	8	S Lake Tahoe	70
7118	3	Santa Maria	70
7099	2	Santa Barbara	71
7061	5	Santa Barbara	74
6977	9	Porterville	71
6935	4	Wichita	70

25. RAY HUPP 7188.5

7487	2	Santa Maria	72
7456	1	Seattle	71
7322	1	Columbus	74
7293	2	Des Moines	74
7249	9	Richmond	74
7102	1	Ashland	72
7023	2	Santa Barbara	72
7021	4	Gainesville	74
6989	15	Eugene	72
6943	7	Des Moines	71

26. BOB MATHIAS 7179.5

7731	1	Helsinki	52
7690	1	Tulare	52
7453	1	Tulare	50
7115	1	Tulare	49
7115	1	Palo Alto+	50
7046	1	Los Angeles++	56
6975	1	Oslo	49
6942	1	Bern	50
6902	1	Bloomfield	48
6826	1	London	48
(+--practice, ++--pro)			

27. REX HARVEY 7161.7

7306	1	Emmitsburg	74
7249	5	Santa Maria	72
7228	10	Porterville	73
7201	1	Emmitsburg	73
7200	1	Florence	73
7154	6	Des Moines	73
7102	10	Richmond	74
7032	4	Santa Barbara	73
7023	4	Des Moines	72
7122	2	Los Angeles	72

28. BOB RICHARDS 7134.1

7381	1	Pasadena	54
7296	1	Santa Barbara	51
7183	1	Pasadena	55
7167	3	Crawfordsville	56
7137	1	Crawfordsville	55
7130	2	Los Angeles	55
7049	1	Pasadena	51
7047	1	Pasadena	54
7007	1	Pasadena	51
6944	1	Pasadena	53

29. FRED DIXON 7115.9

8033	1	Santa Barbara	74
7830	1	Santa Barbara	74
7130	1	Fullerton	72
7103	5	Seattle	71
7031	7	Santa Barbara	71
6985	1	San Diego	71
6915	3	Fresno	70
6854	4	Des Moines	70
6712	7	Walnut	70
6566	4	Los Angeles	72

30. KENNY KRING 7109.5

7243	2	Santa Maria	71
7210	4	Santa Maria	72
7151	2	Walnut	73
7129	9	Baton Rouge	73
7123	2	Eugene	73
7109e	10	Austin	74
7098	4	Los Angeles	74
7069	2	Santa Maria	72
7008	2	San Jose	71
6955	6	Santa Maria	72

31. GENE MILLER 7101.6

7453	5	Baton Rouge	73
7177	2	Wichita	72
7157	11	Porterville	73
7116	3	Des Moines	72
7108	7	Des Moines	73
7032	4	Gainesville	72
7031	5	Des Moines	71
7016	1	Kent	71
6982	1	Ypsilanti	72
6944	2	Sacramento	71

32. GARY KING 7027.2

7533	6	Porterville	71
7372	2	Los Angeles	71
7299	1	Los Angeles	72
7256	14	Eugene	72
7053	1	Emmitsburg	70
7013	1	Brunswick, Me.	71
6891	2	Emmitsburg	71
6759	6	Philadelphia	72
6746	8	Des Moines	70
6350	1	Lewiston, Me.	70

note- e- electronic, fully automatic timing.

Ten of the above U.S. decathlon men averaged over 7000 points in an additional ten decathlons:

1.	BILL TOOMEY	7950.5
2.	JEFF BENNETT	7763.2
3.	JOHN WARKENTIN	7541.1
4.	RUSS HODGE	7524.3
5.	JEFF BANNISTER	7156.4
6.	ROGER GEORGE	7144.5
7.	PHIL MULKEY	7121.5
8.	FRED SAMARA	7096.8
9.	DAVE THORESON	7079.8
10.	RICK WANAMAKER	7076.8

In addition three of the above averaged over 7000 points for a third ten decathlons:

1.	BILL TOOMEY	7638.1
2.	JEFF BENNETT	7479.0
3.	JOHN WARKENTIN	7292.5

The top ten average idea originated with Vladimir Visek who compiled TOP TEN AVERAGES, with decathlon results by Leo Heinla.

## INDIVIDUAL EVENT RECORDS

Official records are kept only for the total decathlon score. Unofficial marks are kept for the 10 individual events and first & second day scores. The following lists include marks referred to as World, American, Collegiate, Junior College and High School records.

One stipulation is necessary to set a record: the athlete must complete the entire decathlon. The primary idea in decathlon competition is to have the (record setting) performance boost your final score. All ten events must be negotiated implying not only a noteworthy performance, but performances in nine others as well.

### WORLD RECORDS

100	10.2w	Martin Lauer (Germany)	Dusseldorf	1959
	10.2	Russ Hodge (USA)	Los Angeles	1970
LJ	26-3 8.00	Mike Herman (USA)	Eugene	1960
SP	62-10 <sup>3</sup> / <sub>4</sub> 19.17	Edy Hubacher (Switzerland)	Berne	1969
HJ	7-1 2.16	Beilschmidt (E Germany)	Jena, EG	1973
	7-1 2.16	Bill Hancock (USA)	Lawrence	1973
400	45.6	Bill Toomey (USA)	Mexico City	1968
HH	13.8	Martin Lauer (Germany)	Dusseldorf	1958
	13.8	Paul Gibson (USA)	El Paso	1972
	13.8w	Ryszard Katus (Poland)	Kusocinski	1973
Disc	174-8 53.24	Wolfgang Klein (W Germany)	Hannover	1973
PV	17- <sup>3</sup> / <sub>4</sub> 5.20	Gennadiy Bliznyetsov (USSR)	Mexico City	1967
Jav	266-2 <sup>1</sup> / <sub>2</sub> 81.14	Lennart Hedmark (Sweden)	Bonn	1973
1500	3:54.2	Simo Salorana (Finland)		1965
1st day	4557	Joachim Kirst (E Germany)		1968
2nd day	4176	Bruce Jenner (USA)	Richmond	1974
Total	8454	Nikolay Avilov (USSR)	Munich	1972

### AMERICAN RECORDS

100	10.2	Russ Hodge (Striders)	Los Angeles	1970
LJ	26-3 8.00	Mike Herman (NYPC)	Eugene	1960
SP	60-1 <sup>1</sup> / <sub>2</sub> 18.32+	Brian Oldfield (UCTC)	Columbus	1971
HJ	7-1 2.16	Bill Hancock (Sn Ill)	Lawrence	1973
400	45.6	Bill Toomey (Striders)	Mexico City	1968
HH	13.8	Paul Gibson (PCC)	El Paso	1972
Disc	170-6 <sup>1</sup> / <sub>2</sub> 51.98	Rafer Johnson (Striders)	Eugene	1960
PV	16-7 <sup>3</sup> / <sub>4</sub> 5.07	Jeff Bennett (US Army)	Eugene	1972
Jav	249-1 75.92	Jerry Dyes (ACC)	Lawrence	1964
1500	3:58.8	Paul Cummings (Righetti HS)	Santa Maria	1971
1st day	4499	Bill Toomey (Striders)	Mexico City	1968
2nd day	4176	Bruce Jenner (unat-San Jose)	Richmond	1974
Total	8417	Bill Toomey (Striders)	Los Angeles	1969



## COLLEGIATE RECORDS

100	10.3		Bill Foucher (Princeton)	Trenton	1970
	10.3w		Barry Stebbins (Mt St Mary's)	Emmitsburg	1974
LJ	25-5½	7.75	C.K. Yang (UCLA)	Eugene	1960
SP	58-1	17.70	Russ Hodge (UCLA)	Hamburg, WG	1966
HJ	7-1	2.16	Bill Hancock (Sn Illinois)	Lawrence	1973
400	47.2		Jeff Bennett (Okla Christ)	S Lake Tahoe	1970
HH	13.92w		Bob Coffman (USC)	Austin	1974
Disc	167-0	50.90	Dave Bahr (Graceland)	Wichita	1973
PV	16-7	5.06+	Rick Sloan (UCLA)	Los Angeles	1969
Jav	249-1	75.92	Jerry Dyes (ACC)	Lawrence	1964
1500	4:13.7		Jeff Bannister (New Hamp)	Augsburg, WG	1969
1st day	4188		Jeff Bennett (Okla Christ)	Des Moines	1970
2nd day	3999		Bruce Jenner (Graceland)	Des Moines	1972
Total	8089		C.K. Yang (UCLA)	Walnut	1963

## JUNIOR COLLEGE RECORDS

100	10.3		Russ Hodge (Foothill)	Salina	1966
LJ	25-2¾	7.69	Russ Hodge (Foothill)	Salina	1966
SP	58-3½	17.76	Russ Hodge (Foothill)	Hamburg, WG	1966
HJ	6-10½	2.09	Ed Miller (Diablo Valley)	Porterville	1973
400	48.4		Sam Goldberg (Merriit)	Walnut	1967
HH	13.9		Don Shy (Mt Sac)	Bakersfield	1965
			Don Shy (Mt Sac)	Augsburg, WG	1965
Disc	165-5½	50.44	Russ Hodge (Foothill)	Los Angeles	1966
PV	16-¾	4.89+	Sam Caruthers (San Jose)	Santa Barbara	1968
Jav	211-7	64.49	Russ Hodge (Foothill)	Los Angeles	1966
1500	4:17.2		Stan Hockerman (Santa Rosa)	Santa Maria	1974
1st day	4383		Russ Hodge (Foothill)	Salina	1966
2nd day	3876		Russ Hodge (Foothill)	Los Angeles	1966
Total	8230		Russ Hodge (Foothill)	Los Angeles	1966

## HIGH SCHOOL RECORDS

100	10.5		Milt Campbell (Plainfield NJ)	Plainfield,	1953
	10.5		Fred Samara (Ft Hamilton, NY)	N Brunswick	1969
LJ	23-7½	7.19+	Fred Samara (Ft Hamilton, NY)	N Brunswick	1969
SP	50-2¾	15.31	Craig Brigham (S Eugene, Ore)	Eugene	1972
HJ	6-8	2.03	Mark Wilson (MV, Danville, Cal)	Pleasant Hill	1974
400	49.1		Aubrey Lewis (NJ HS)	Atlantic City	1954
HH	14.3		Milt Campbell (Plainfield, NJ)	Plainfield	1953
Disc	151-3	46.10	Craig Brigham (S Eugene, Ore)	Eugene	1972
PV	15-4½	4.68+	Tim Mulkey (MtBk, Birmingham)	Birmingham	1973
Jav	215-10	65.78	Russ Armstrong (Lacey, Wash)	Seattle	1974
1500	3:58.8		Paul Cummings (Righetti, Cal)	Santa Maria	1971
1st day	4012		Milt Campbell (Plainfield, NJ)	Plainfield	1953
2nd day	3690		Craig Brigham (S Eugene, Ore)	Eugene	1972
Total	7523		Craig Brigham (S Eugene, Ore)	Eugene	1972

# AMERICAN RECORD PROGRESSION, INDIVIDUAL EVENTS

The following list includes a progression of the American record for each of the ten events within the decathlon.

## 100 METERS

11.0	Eugene Mercer (USA)	OG, Stockholm	1912
10.8	Wilson Charles (Haskell I.)	AAU, Denver	1929
10.8	Jess Mortensen (LAAC)	AAU, Lincoln, Neb	1931
10.8	Clyde Coffman (Kansas)	AAU, Lincoln, Neb	1931
10.5	Clyde Coffman (Kansas)	Kansas R, Lawrence	1934
10.5	Milt Campbell (Plainfield HS)	AAU, Plainfield	1953
10.5	Jim Podoley (Central Mich)	Kansas R, Lawrence	1954
10.5w	Brayton Norton (LAAC)	Invitational, L.A.	1955
10.5	Rafer Johnson (UCLA Frosh)	Inv., Kingsburg	1955
10.4	Charlie Pratt (US Army)	AAU, Kingsburg	1957
10.3	Bill Toomey (Striders)	AAU-Salina	1966
10.3	Russ Hodge (Striders)	AAU-Salina	1966
10.3	Bill Toomey (Striders)	Invitational-L.A.	1969
10.3	Russ Hodge (Striders)	AAU-S L Tahoe	1970
10.2	Russ Hodge (Striders)	Inv., L.A.	1970

## LONG JUMP

22-5½	6.84 Eugene Mercer (USA)	OG, Stockholm	1912
22-8	6.91 Harold Osborn (Ill-AC)	AAU Southfield, NY	1924
22-8½	6.92 Harold Osborn (Ill-AC)	OT, Columbus	1924
23-4½	7.12+ John P. Jones (Ill-AC)	AAU, San Francisco	1925
23-9	7.24 Wilson Charles (Haskell I-USA)	OG, Los Angeles	1932
24-7	7.49 Robert Clark (SFOC)	AAU, Cincinnati	1934
25-11	7.90 Robert Clark (SFOC)	AAU-OT, Milwaukee	1936
26-3	8.00 Mike Herman (NYPC)	AAU-OT, Eugene	1960

## SHOT PUT

42-3½	12.89 Jim Thorpe (Carlisle-USA)	OG, Stockholm	1912
43-1	13.13 Emerson Norton (Georgetown)	AAU, Southfield, NY	1924
44-2	13.46+Art Plansky (Georgetown)	Penn R, Phila.	1925
45-1½	13.75 Cliff Hoffman (SFOC)	AAU, Phila.	1926
46-	14.02 Barney Berlinger (Penn)	Penn R, Phila.	1930
48-10	14.90 Harlow Rothert (OC)	AAU, Pittsburgh	1930
49-9½	15.17+James Bausch (Kansas City AC)	Kansas R., Lawrence	1931
50-3½	15.32+James Bausch (Kansas City AC)	Kansas R., Lawrence	1932
52-5	15.98+Sam Adams (SBAC)	Muir, Pasadena	1954
53-	16.16+Sam Adams (SBAC)	AAU-OT Crawfordsville	1956
54-4	16.56 Russ Hodge (SCVYV)	Mt Sac R, Walnut	1964
54-7½	16.64 Russ Hodge (Striders)	AAU, Salina	1966
56-7½	17.25 Russ Hodge (Striders-USA)	International, L.A.	1966
58-3½	17.76 Russ Hodge (Striders-USA)	vs WG, Hamburg	1966
60-1½	18.32+Brian Oldfield (UCTC)	OSU, R, Columbus	1971

## HIGH JUMP

6-1½	1.87 Jim Thorpe (Carlisle-USA)	OG, Stockholm	1912
6-2¼	1.885 Harold Osborn (Ill-AC)	AAU, Newark	1922
6-5	1.955 Harold Osborn (Ill-AC)	AAU, Chicago	1923
6-5½	1.97 Harold Osborn (Ill-AC)	OT, Columbus	1924
6-6¼	1.985 Harold Osborn (Ill-AC)	AAU, San Francisco	1925
6-7½	2.02+ Bill Miller (Arizona ST)	AAU, Santa Barbara	1951
6-9	2.055 Ernie Shelton (USC)	AC, Alhambra	1955

## HIGH JUMP contd.

6-10	2.08+	Ron Tull (Okla)	Okla Fed-Norman	1966
6-10½	2.09+	Dave Thoreson (Athens)	AAU-Salina	1966
6-10¾	2.10	John Dobroth	Mt Sac R, Walnut	1967
6-11¼	2.11+	Rick Sloan (ULCA)	FOT-S L Tahoe	1968
7-0	2.13+	Ray Hupp (Ohio State)	NCAA-Seattle	1971
7-¼	2.14	Ray Hupp (Club West)	CC- Santa Maria	1972
7-1	2.159	Bill Hancock (Sn Ill)	Kansas R-Lawrence	1973

## 400 METERS

49.9	Eugene Mercer (USA)	OG, Stockholm	1912
49.4	Glenn Morris (Denver AC-USA)	OG, Berlin	1936
48.5	Brayton Norton (Santa Ana JC)	Kansas R, Lawrence	1950
48.3	J.W. Mashburn (Okla)	Kansas R, Lawrence	1953
47.9	Rafer Johnson (UCLA)	AAU-OT, Craw'lle	1956
47.9	Aubrey Lewis (Notre Dame)	AAU-OT, Craw'lle	1956
47.5	Bill Toomey (Striders)	AAU-OT, Walnut	1964
46.8	Bill Toomey (Striders-USA)	International-L.A.	1966
46.8	Bill Toomey (Striders-USA)	Hamburg, WG	1966
46.3	Dave Buck (PCC)	FOT-S L Tahoe	1968
45.6	Bill Toomey (Striders-USA)	OG, Mexico City	1968

## 110 M Hurdles

15.6	Jim Thorpe (Carlisle-USA)	OG, Stockholm	1912
15.6	Harold Osborn (Ill-AC)	AAU-Chicago	1923
15.6	Otto Anderson (Hollywood AC)	AAU-S.F.	1925
15.5	James Stewart	, N.Y.	1932
15.3	Robert Clark (SFOC)	AAU, Cincinnati	1934
15.2	Willis Ward (Michigan)	AAU, San Diego	1935
15.2	Glenn Morris (Denver AC)	Kansas R, Lawrence	1936
14.9	Glenn Morris (Denver AC)	AAU-OT, Milwaukee	1936
14.9	Glenn Morris (Denver AC-USA)	OG, Berlin	1936
14.9	Jack Parker (Sacramento JC)	AAU-OT, Milwaukee	1936
14.7	Dick Kearne (Colorado)	Kansas R, Lawrence	1938
14.1	Bill Albans (No. Carolina)	AAU, Tulare	1950
14.1	Milt Campbell (US Navy)	AU-Ot, Craw'lle	1956
14.0	Milt Campbell (Us Navy-USA)	OG, Melbourne	1956
13.9	Don Shy (Mt Sac JC)	AAU-Bakersfield	1965
13.9	Don Shy (Mt Sac JC-USA)	vs WG, Augsburg	1965
13.8	Paul Gibson (PCC)	AC, El Paso	1972

## DISCUS

121-4	36.98	Jim Thorpe (Carlisle-USA)	OG, Stockholm	1912
126-½	38.415	Anthony Plansky (G-town)	Penn R, Phila.	1926
128-8½	39.22+	Vernon Kennedy (C Miss ST TC)	Penn R, Phila.	1927
137-8½	41.97+	Anderson (Glendale Ohio)	AAU, Lincoln, Neb	1927
138-9½	42.30+	Wert Engleman (S.D. State Col)	AAU, Denver	1929
142-8½	43.495	Dan Beattle (Denver AC)	AAU, Denver	1929
143-6½	43.76+	James Bausch (Kansas City AC)	Kansas R, Lawrence	1931
151-6	46.172	James Bausch (Kansas City AC)	Kansas R, Lawrence	1932
157-11½	48.15	Bob Mathias (Stanford)	AAU-Tulare	1952
159-2½	48.53+	Sam Adams (SBAC)	Muir-Pasadena	1954
160-11½	49.06	Rafer Johnson (UCLA-USA)	vs USSR-Moscow	1958
170-6½	51.98	Rafer Johnson (Striders)	AAU-Ot, Eugene	1960

## POLE VAULT

11-9 $\frac{3}{4}$	3.60	Eugene Mercer (USA)	OG, Stockholm	1912
11-10 $\frac{1}{4}$	3.61	Hary Frieda (U of Chicago)	AAU, Chicago	1923
12-5 $\frac{3}{4}$	3.80	Emerson Norton (Georgetown)	OT, Columbus	1924
12-6	3.81	John P. Jones (Ill AC)	AAU, Phila.	1926
12-6 $\frac{3}{4}$	3.82+	Brewer (Cola AC)	AAU, Lincoln, Neb.	1927
12-8	3.86	Barney Berlinger (Penn)	AAU, Phila.	1928
13-1 $\frac{1}{2}$	4.00	James Bausch (KCAC-USA)	OG, Los Angeles	1932
13-1 $\frac{1}{2}$	4.00	Clyde Coffman (Kansas)	OG, Los Angeles	1932
13-4 $\frac{1}{4}$	4.07	Barney Berlinger (Penn AC)	AAU, Chicago	1933
13-4 $\frac{1}{4}$	4.07	Richard Baldry (Texas N'hood)	AAU, Chicago	1933
14-8	4.47	Bob Richards (unat)	Muir, Pasadena	1951
14-8 $\frac{3}{4}$	4.49	Bob Richards (unat)	AAU, Santa Barbara	1951
14-10 $\frac{5}{8}$	4.54+	Bob Richards (unat)	SPAAAU, Pasadena	1953
14-11 $\frac{3}{4}$	4.56+	Bob Richards (LAAC)	SPAAAU, Pasadena	1954
15-0	4.57	Bob Richards (LAAC)	AAU, Atlantic City	1954
15- $\frac{1}{8}$	4.57+	Bob Richards (LAAC)	AAU-OT, Crawfordville	1956
15-1 $\frac{1}{2}$	4.61	J.D. Martin (Okla)	AAU, Albuquerque	1961
15-1 $\frac{1}{2}$	4.61	Don Bragg (Del Val AA)	AAU, Albuquerque	1961
15-2 $\frac{1}{4}$	4.63	J.D. Martin (unat)	Kansas R, Lawrence	1962
15-6 $\frac{3}{4}$	4.74	Bob Seagren (Mt Sac JC)	SPAAAU, Walnut	1965
16-0	4.87+	Jim Powdrell (New Mexico)	NM AAU, Albuquerque	1966
16- $\frac{3}{4}$	4.89	Sam Caruthers (San Jose CC)	AAU, Santa Barbara	1968
16-1	4.90	Rick Sloan (UCLA)	FOT, S Lake Tahoe	1968
16-7	5.06	Rick Sloan (Striders)	Inv't., Los Angeles	1969
16-7 $\frac{3}{4}$	5.07	Jeff Bennett (US Army)	OT, Eugene	1972

## JAVELIN

149-11	45.70	Jim Thorpe (Carlisle-USA)	OG, Stockholm	1912
155-7	47.42	Everett Bradley (Kansas)	AAU, Travers Island	1920
171-11	52.40	Harry Frieda (U of Chicago)	AAU, Chicago	1923
176-10	53.90	Harry Frieda (U of Chicago)	AAU, S-Field, N.Y.	1924
180-1 $\frac{1}{2}$	54.90	Harry Frieda (U of Chicago)	OT, Columbus	1924
185-3 $\frac{1}{4}$	56.47+	Anthony Plansky (G-town)	Penn R, Phila.	1926
203-1 $\frac{1}{2}$	61.91	James Bausch (KCAC-USA)	OG, Los Angeles	1932
226-10 $\frac{1}{8}$	69.14+	Bill Miller (Arizona St)	AAU, Santa Barbara	1951
238-1 $\frac{7}{8}$	72.58+	Rafer Johnson (UCLA-USA)	USA/USSR, Moscow	1958
241-3	73.53	Steve Pauly (Oregon St)	AAU, Corvallis	1963
249-1	75.92	Jerry Dyes (Abilene Christ)	Kansas R, Lawrence	1964

## 1500 METERS

4:40.1	Jim Thorpe (Carlisle-USA)	OG, Stockholm	1912
4:30.6	Eugene Vidal (USA)	AAU, Travers Island	1920
4:29.4	Harvey (Cola AC)	AAU, Lincoln, Neb.	1927
4:17.2	John Borican (Asbury Park AC)	AAU, Bridgeton, NJ	1941
4:04.4	Wally Wilson (LAAC)	AAU, Santa Barbara	1951
3:58.8	Paul Cummings (Righetti HS)	CC, Santa Maria	1971

## MEET RECORDS BY EVENTS

Each decathlon meet has 13 different meet records. The total score is obviously most important. But the ten individual events, plus the first and second day score, should have record holders. The following section contains meet records for most major international meets for U.S. decathletes, as well as most major U.S. Trials and National championship ten eventers. The 15 meet list includes:

Olympic Games	NCAA I
Pan American Games	NCAA II
USA vs USSR dual	NCAA III
US Olympic Trials	NAIA
WUG Trials	USTFF-National
AAU Sr.	USTFF-Eastern
AAU Jr.	NJCAA
	IC4A

### OLYMPIC GAMES

#### Event Records

100	10.4	Bill Toomey (USA)	Mexico City	10/18/68
L.J.	25-9 $\frac{3}{4}$ (7.87)	Bill Toomey (USA)	Mexico City	10/18/68
S.P.	53-11(16.43)	Joachim Kirst (East Germany)	Mexico City	10/18/68
H.J.	6-11 $\frac{1}{2}$ (2.12)	Nikolay Avilov (USSR)	Munich	9/7/72
400	45.6	Bill Toomey (USA)	Mexico City	10/18/68
110H	14.0	Milt Campbell (USA)	Melbourne	11/30/56
Disc.	163-8 $\frac{1}{2}$ (49.90)	Janis Lanka (USSR)	Mexico City	10/19/68
P.V.	15-11(4.85)	Rick Sloan (USA)	Mexico City	10/19/68
		Steen Smidt-Jensen (Denmark)	Mexico City	10/19/68
Jav.	247-5(75.41)	Kurt Bendlin (W Germany)	Mexico City	10/19/68
1500	4:05.9	Leonid Litvinyenko (USSR)	Munich	9/8/72
1st day	4499	Bill Toomey (USA)	Mexico City	10/18/68
2nd day	4109	Nikolay Avilov (USSR)	Munich	9/8/72
Total	8454	Nikolay Avilov (USSR)	Munich	9/7-8/72

#### American Event Records (where different from above)

S.P.	51-10 $\frac{3}{4}$ (15.82)	Rafer Johnson (USA)	Rome	9/5/60
H.J.	6-10 $\frac{3}{4}$ (2.10)	Rick Sloan (USA)	Mexico City	10/18/68
Disc.	159-1(48.49)	Rafer Johnson (USA)	Rome	9/6/60
Jav.	228-10 $\frac{1}{2}$ (69.76)	Rafer Johnson (USA)	Rome	9/6/60
1500	4:12.2	Jeff Bennett (USA)	Munich	9/8/72
2nd day	3963	Bruce Jenner (USA)	Munich	9/8/72
Total	8193	Bill Toomey (USA)	Mexico City	4/18-19/68

# DECATHLON MEET RECORDS

## PAN AMERICAN GAMES

### Event Records

100	10.7	Jesus Mirabel (Cuba)	Cali	8/1/71
L.J.	24-10 $\frac{3}{4}$ (7.59)	Bill Toomey (USA)	Winnipeg	8/1/67
S.P.	53-3 $\frac{1}{2}$ (16.24)	Russ Hodge (USA)	Cali	8/1/71
H.J.	6'4 $\frac{3}{4}$ (1.95)	Rick Wanamaker (USA)	Cali	8/1/71
400	47.3	Bill Toomey (USA)	Winnipeg	8/1/67
110 H	14.8	Rick Wanamaker (USA)	Cali	8/2/71
Disc.	150'11(46.00)	Rick Wanamaker (USA)	Cali	8/2/71
P.V.	15-1 $\frac{1}{4}$ (4.60)	Rick Wanamaker (USA)	Cali	8/2/71
Jav.	221'10(67.62)	Bill Toomey (USA)	Winnipeg	8/2/67
1500	4:23.3	Bill Toomey (USA)	Winnipeg	8/2/67
1st day	4198	Bill Toomey (USA)	Winnipeg	8/1/67
2nd day	3846	Bill Toomey (USA)	Winnipeg	8/2/67
Total	8044	Bill Toomey (USA)	Winnipeg	8/1-2/67

## USA vs USSR DUAL

### Event Records

100	10.6	Rafer Johnson (USA)	Moscow	7/27/58
		Jeff Bennett (USA)	Minsk	7/23/73
L.J.	24'8 $\frac{1}{2}$ (7.53)	Bill Toomey (USA)	Los Angeles	7/18/69
S.P.	53'1 $\frac{1}{2}$ (16.19)	Russ Hodge (USA)	Berkeley	7/2/71
H.J.	6'9 $\frac{1}{2}$ (2.06)	Rick Wanamaker (USA)	Berkeley	7/2/71
400	47.1	Bill Toomey (USA)	Kiev	7/31/65
		Bill Toomey (USA)	Los Angeles	7/18/69
110 H	14.4	Nikolay Avilov (USSR)	Leningrad	7/24/70
Disc.	168'1(51.23)	Alexander Blinyayev (USSR)	Minsk	7/24/73
P.V.	15'5 (4.70)	Jeff Bennett (USA)	Leningrad	7/24/70
Jav.	228'11(69.77)	Victor Chelnokov (USSR)	Los Angeles	7/19/69
1500	4:15.6	Paul Herman (USA)	Stanford	7/22/62
1st day	4251	Bill Toomey (USA)	Los Angeles	7/18/69
2nd day	3980	Alexander Blinyayev (USSR)	Minsk	7/24/73
Total	7980	Alexander Blinyayev (USSR)	Minsk	7/23-24/73

# U.S. OLYMPIC TRIALS

## Event Records

100	10.5	Bill Toomey (Striders)	S Lake Tahoe, Cal	9/ 6/68
		Fred Samara (Penn-NYAC)	Eugene, Ore.	7/ 3/72
L.J.	26'3 (8.00)	Mike Herman (N.Y.Pioneers)	Eugene, Ore.	7/ 8/60
S.P.	58'1 (17.70)	Russ Hodge (UCLA)	S Lake Tahoe, Cal	9/ 6/68
H.J.	6'11½ (2.11)	Rick Sloan (UCLA)	S Lake Tahoe, Cal	9/ 6/68
400	46.3	Dave Buck (PCC)	S Lake Tahoe, Cal	9/ 6/68

100 H	14.1	Milt Campbell (US Navy)	Crawfordsville, Ind	7/14/56
Disc.	170'6½(51.98)	Rafer Johnson (Striders)	Eugene, Ore.	7/ 9/60
P.V.	16'7 (5.07)	Jeff Bennett (US Army)	Eugene, Ore.	7/ 4/72
J.V.	237'6 (72.39)	Bill Miller (US Navy)	Tulare, Cal.	7/ 2/52
1500	4:10.3	Dave Buck (PCC)	S Lake Tahoe	9/ 7/68

1st day	4460	Bill Toomey (Striders)	S Lake Tahoe, Cal	9/ 6/68
2nd day	3966	Bruce Jenner (Graceland)	Eugene, Ore.	7/ 4/72

Total	8222	Bill Toomey (Striders)	S Lake Tahoe, Cal	9/6-7/68
-------	------	------------------------	-------------------	----------

nb: US Olympic Trials often held in conjunction with AAU Championships.

# WORLD UNIVERSITY GAMES TRIALS

## Event Records

100	10.5	Fred Samara (Penn)	University Park, Pa	8/ 4/73
L.J.	23'2½ (7.07)	Fred Samara (Penn)	University Park, Pa	8/ 4/73
S.P.	43'11½(13.40)	Fred Samara (Penn)	University Park, Pa	8/ 4/73
H.J.	6'6 (1.98)	Ron Evans (Connecticut)	University Park, Pa	8/ 4/73
400	49.9	Roger George (Fresno St)	University Park, Pa	8/ 4/73

100 H	15.0	Fred Samara (Penn)	University Park, Pa	8/ 5/73
Disc.	131'2 (39.88)	Fred Samara (Penn)	University Park, Pa	8/ 5/73
P.V.	14'1½ (4.30)	Fred Samara (Penn)	University Park, Pa	8/ 5/73
		Roger George (Fresno St)	University Park, Pa	8/ 5/73
Jav.	191'8(58.42)	Fred Samara (Penn)	University Park, Pa	8/ 5/73
1500	4:33.1	Roger George (Fresno St)	University Park, Pa	8/ 5/73

1st day	4048	Fred Samara (Penn)	University Park, Pa	8/ 4/73
2nd day	3575	Fred Samara (Penn)	University Park, Pa	8/ 5/73

Total	7623	Fred Samara (Penn)	University Park, Pa	8/4-5/73
-------	------	--------------------	---------------------	----------

nb: First WUG Trials held at Penn State U., University Park, Pa.



# DECATHLON MEET RECORDS

## NATIONAL SENIOR A.A.U. CHAMPIONSHIPS

### Event Records

100	10.3	Bill Toomey (Striders)	Salina, Kansas	7/2/6
		Russ Hodge (Striders)	Salina, Kansas	7/2/6
		Russ Hodge (Striders)	S Lake Tahoe	/70
L.J.	26'3 (8.00)	Mike Herman (GSB)	Eugene, Ore.	7/8/6
S.P.	57'4 (17.47)	Russ Hodge (Striders)	S Lake Tahoe	/7
H.J.	6'10½ (2.09+)	Dave Thoreson (Striders)	Salina, Kansas	7/2/66
400	46.4	Jeff Bennett (US Army)	Los Angeles	6/4/72
110 H	13.9	Don Shy (49er TC)	Bakersfield, Cal.	7/1/65
Dis.	170'6½ (51.98)	Rafer Johnson (Striders)	Eugene, Ore.	7/9/6
P.V.	16'1 (4.90)	Jeff Bennett (US Army)	Porterville, Cal.	6/23/7
Jav.	241'3 (73.53)	Steve Pauly (Oregon St)	Corvallis, Ore.	6/29/63
1500	4:04.4	Wally Wilson (LAAC)	Santa Barbara	7/4/5
1st day	4430	Bill Toomey (Striders)	Salina, Kansas	7/2/66
2nd day	4176	Bruce Jenner (unat-San Jose)	Richmond, Va.	6/15/7
Total	8245	Bruce Jenner (unat-San Jose)	Richmond, Va.	6/14-15/7

## NATIONAL JUNIOR A.A.U. CHAMPIONSHIPS

### Event Records

100	11.0	Barry Stebbins (P Harris AC)	Porterville, Cal	6/22/73
L.J.	23'5½ (7.15)	Barry Stebbins (P Harris AC)	Porterville, Cal	6/22/73
S.P.	48'½ (14.64)	Craig Brigham (Oregon)	Porterville, Cal	6/22/7
H.J.	6'7½ (2.02)	Craig Brigham (Oregon)	Porterville, Cal	6/22/73
400	49.5	Russ Fritts (Tennessee)	Richmond, Va.	6/13/74
110H	15.2	David Morey (C Bucks E HS)	Porterville, Cal	6/23/73
Disc.	146'½ (44.54)	Craig Brigham (Oregon)	Porterville, Cal	6/23/7
P.V.	15' (4.57)	Craig Brigham (Oregon)	Porterville, Cal	6/23/7
Jav.	177'10½ (54.22)	Craig Brigham (Oregon)	Porterville, Cal	6/23/73
1500	4:35.6	Ray Mirelez (Mader HS, Cal)	Porterville, Cal	6/23/73
1st day	3783	Russ Fritts (Tennessee)	Richmond, Va.	6/13/74
2nd day	3587	Craig Brigham (Oregon)	Porterville, Cal.	6/23/7
Total	7357	Craig Brigham (Oregon)	Porterville, C	6/22-23/73

nb. 1973 meet was the first year the international junior rule (19 years & younger) applied. Before 1973 the AAU Jr. meet was open to all those who had not won a Sr. championship.

## NCAA I CHAMPIONSHIPS

### Event Records

100	10.5	Bill Foucher (Princeton)	Seattle, Wash.	6/17/71
H.J.	24'2½(7.38)	Fred Samara (Penn)	Seattle, Wash.	6/17/71
S.P.	50'5 (15.36)	Doug Wells (Utah)	Des Moines, Iowa	6/18/70
H.J.	7' (2.13+)	Ray Hupp (Ohio State)	Seattle, Wash.	6/17/71
100	48.4	Mike Hill (Colorado)	Austin, Texas	6/4/74
10 H	13.92	Bob Coffman (USC)	Austin, Texas	6/ 5/74
Disc.	164'8 (50.19)	Bo Sterner' (USC)	Eugene, Oregon	6/ 2/72
P.V.	16'3 (4.95)	Craig Brigham (Oregon)	Baton Rouge, La.	6/ 6/73
Jav.	224'5 (68.40)	Raimo Pihl (BYU)	Baton Rouge, La.	6/ 6/73
1500	4:15.0	Roger George (Fresno St)	Baton Rouge, La.	6/ 6/73
1st day	4120	Bob Coffman (USC)	Austin, Texas	6/ 4/74
		Runald Backmun (BYU)	Austin, Texas	6/ 4/74
2nd day	3875	Bo Sterner' (USC)	Austin, Texas	6/ 5/74
Total	7874	Runald Backmun (BYU)	Austin, Texas	6/45/74

## NCAA II CHAMPIONSHIPS

### Event Records

100	10.6	Barry Stebbins (Mt St Mary's)	Charleston, Ill.	5/27/74
H.J.	24'1½(7.35)	Steve Gough (Seattle Pacific)	St. Paul, Minn.	6/11/70
S.P.	46'7½(14.21)	John Ryan (Fullerton St)	Ashland, Ohio	5/25/72
H.J.	6'10¼(2.09)	Jerry Hougen (Cal Poly/SLO)	Charleston, Ill.	5/27/74
100	48.9	Paul Fink (Fullerton St)	Charleston, Ill.	5/27/74
10 H	15.1	Steve Gough (Seattle Pacific)	St. Paul, Minn.	6/12/70
		Gene Miller (Ashland)	Sacramento, Cal.	6/11/71
		Barry Stebbins (Mt St Mary's)	Charleston, Ill.	5/28/74
Disc.	141'2(43.04)	Tom Sayre (W Illinois)	Charleston, Ill.	5/28/74
P.V.	15'6 (4.72)	Don Allbritton (NEMO St)	Ashland, Ohio	5/26/72
Jav.	204'9 (62.41)	Bill Spaet (Seattle Pacific)	Sacramento, Cal.	6/11/71
1500	4:24.1	Paul Fink (Fullerton St)	Crawfordsville	6/ 1/73
1st day	3980	Steve Gough (Seattle Pacific)	St. Paul, Minn.	6/11/70
2nd day	3517	Ron DeVreis (En Michigan)	Ashland, Ohio	5/26/72
		Paul Fink (Fullerton St)	Crawfordsville	6/ 1/73
Total	7269	Steve Gough (Seattle Pacific)	St. Paul, Minn.	6/11-12/70

b. NCAA College Division split into divisions II & III in 1974. Former CD records become II records. New set of records for division III.

## NCAA III CHAMPIONSHIPS

Event Records

100	10.7	Jim Baum (Ashland)	Charleston, Ill	5/27/74
L.J.	21'9½(6.64)	Jim Baum (Ashland)	Charleston, Ill	5/27/74
S.P.	42'1½(12.84)	Jim Baum (Ashland)	Charleston, Ill	5/27/74
H.J.	6'2 7/8(1.90)	Jim Baum (Ashland)	Charleston, Ill	5/27/74
400	48.5	Jim Baum (Ashland)	Charleston, Ill	5/27/74
110 H	14.8	Robert Ryan (Rochester)	Charleston, Ill	5/28/74
Disc.	121'6(37.04)	Larry Griffith (Mt Union)	Charleston, Ill	5/28/74
P.V.	14'1¼ (4.30)	Chuck Williams (C-WReserve)	Charleston, Ill	5/28/74
Jav.	162'4¾(49.50)	Jack Weaver (Lock Haven St)	Charleston, Ill	5/28/74
1500	4:16.3	Brad Seago (Augustana)	Charleston, Ill	5/28/74
1st day	3921	Jim Baum (Ashland)	Charleston, Ill	5/27/74
2nd day	3257	Robert Ryan (Rochester)	Charleston, Ill	5/28/74
Total	7030	Jim Baum (Ashland)	Charleston, Ill	5/27-28/74

## NAIA CHAMPIONSHIPS

Event Records

100	10.5	Gary Hill (Okla Christian)	Billings, Mont.	5/31/72
L.J.	23'11¾ (7.31)	Bill Bakley (Westmont)	Billings, Mont.	5/31/72
S.P.	52'1 (15.87)	Ron Jensen (Willamette)	Billings, Mont.	6/ 3/70
H.J.	6'6 (1.98)	Bob Keys (Ore Col/Ed)	Billings, Mont.	6/ 3/71
		Dave Stephens (Ore Col/Ed)	Billings, Mont.	6/ 3/71
400	48.3	Jeff Bennett (Okla Chr)	Santa Barbara	6/13/69
110 H	14.4	Gary Hill (Okla Christian)	Billings, Mont.	6/ 1/72
Disc.	155'1½(47.24)	Dave Bahr (Graceland)	Arkadelphia, Ark	5/24/73
P.V.	15'½ (4.58)	Jeff Bennett (Okla Chr U)	Santa Barbara	6/14/69
Jav.	204'1¾(62.23)	Lewis Allen (Angelo St)	Arkadelphia, Ark	5/24/73
1500	4:19.3	Jeff Bennett (Okla Chr U)	Santa Barabra	6/14/69
1st day	4036	Gary Hill (Okla Christian)	Billings, Mont.	5/31/72
2nd day	3795	Bruce Jenner (Graceland)	Billings, Mont.	6/ 4/71
Total	7551	Jeff Bennett (Okla Chr U)	Santa Barbara	6/13-14/69

nb. complete results from 1970 and 1974 NAIA meets are not available.

# **U.S.T.F.F. NATIONAL CHAMPIONSHIPS**

## Event Records

100	10.4	Jeff Bennett (Okla Christian)	Des Moines, Iowa	4/22/70
L.J.	25'3½ (7.71)	Jeff Bennett (Okla Christian)	Des Moines, Iowa	4/22/70
S.P.	51'5 (15.67)	Dave Bahr (unat-Lathrop, Mo.)	Des Moines, Iowa	4/24/74
H.J.	6'10 (2.08)	Don Allbritton (NEMO St)	Des Moines, Iowa	4/22/70
400	47.5	Jeff Bennett (Okla Christian)	Des Moines, Iowa	4/22/70
110 H	14.4	Norm Johnston (unat)	Des Moines, Iowa	4/23/70
		Bill Hancock (Sn Illinois)	Des Moines, Iowa	4/26/73
Disc.	161'4 (49.18)	Mike Mattox (Graceland)	Des Moines, Iowa	4/24/69
P.V.	16'¼ (4.88)	Jeff Swenson (Drake)	Des Moines, Iowa	'72&'73
J.r.	234'7 (71.50)	Raimo Pihl (BYU)	Des Moines, Iowa	4/26/73
1500	4:14.1	Jeff Bennett (Okla Christian)	Des Moines, Iowa	4/24/69
1st day	4188	Jeff Bennett (Okla Christian)	Des Moines, Iowa	4/22/70
2nd day	3999	Bruce Jenner (Graceland)	Des Moines, Iowa	4/27/72
Total	8072	Jeff Bennett (Okla Christian)	Des Moines, Iowa	4/22-23/70

n: USTFF National Championship held in conjunction with Drake Relays.

# **U.S.T.F.F. EASTERN CHAMPIONSHIPS**

## Event Records

100	10.3w	Barry Stebbins (Mt St Mary's)	Emmitsburg, Md.	5/17/74
L.J.	23'3½ (7.10)	Fred Samara (Penn Frosh)	Emmitsburg, Md.	5/16/70
		Jack Carter (N.Y.A.C.)	Emmitsburg, Md.	5/12/73
S.P.	49'11½ (15.22)	Ken Crusius (N.Y.A.C.)	Emmitsburg, Md.	5/12/72
H.J.	6'8 (2.03)	Ken Crusius (N.Y.A.C.)	Emmitsburg, Md.	5/12/72
400	47.7	Jeff Bannister (unat-Durham)	Emmitsburh, Md.	5/16/70
110 H	14.5	Jeff Bannister (Unat-Durham)	Emmitsburg, Md.	5/17/70
Disc.	143' (43.62)	Karl Harz (N.Y.A.C.)	Emmitsburg, Md.	5/13/73
P.V.	15'4 (4.67)	Jack Carter (N.Y.A.C.)	Emmitsburg, Md.	5/13/73
		Rex Harvey (USAF)	Emmitsburg, Md.	5/13/73
		Mark Mondschein (Penn)	Emmitsburg, Md.	5/13/73
J.r.	212'6 (64.80)	Richard Legas (USAF)	Emmitsburg, Md.	5/18/74
1500	4:14.4	Mike Riddle (USMC)	Emmitsburg, Md.	5/13/73
1st day	4113	Jeff Bannister (unat-Durham)	Emmitsburg, Md.	5/16/70
2nd day	3709	Jeff Bannister (New Hampshire)	Emmitsburg, Md.	5/10/69
Total	7754	Jeff Bannister (unat-Durham NH)	Emmitsburg, Md.	5/16-17/70

n: All meets have been held at Mt. St. Mary's College, Emmitsburg, Md.

## NATIONAL JUNIOR COLLEGE CHAMPIONSHIPS (NJCAA)

Event Records

100	11.2	Mike Hasty (Essex CC, Md)	Catonsville, Md	6/ 8/73
L.J.	21'11(6.68)	Jerry Kelley (Montgomery, Md)	Catonsville, Md	6/ 8/73
S.P.	39'1½ (11.92)	Mike Anderson (Brevard JC, NC)	Catonsville, Md	6/ 8/73
H.J.	6'4 (1.95)	Mike Thompson (Flo-Valley, Mo)	Pasadena, Texas	5/24/74
400	51.0	Mike Hasty (Essex CC, Md)	Catonsville, Md	6/ 8/73
110 H	15.1	Mike Thompson (Flo-Valley, Mo)	Pasadena, Texas	5/25/74
Disc.	115'(35.08)	Mike Anderson (Brevard JC, NC)	Pasadena, Texas	5/25/74
P.V.	13'5½(4.10)	Kevin Tarpenning (Lane CC, Ore)	Pasadena, Texas	5/25/74
Jav.	186'8(56.96)	Kevin Tarpenning (Lane CC, Ore)	Pasadena, Texas	5/25/74
1500	4:38.3	Dennis Schultz (U-Minn Tech)	Pasadena, Texas	5/25/74
1st day	3349	Mike Thompson (Flo-Valley, Mo)	Pasadena, Texas	5/25/74
2nd day	3132	Kevin Tarpenning (Lane CC, Ore)	Pasadena, Texas	5/25/74
Total	6224	Mike Anderson (Brevard JC, NC)	Pasadena, Texas	5/24-25/74

## I.C.4.A. CHAMPIONSHIPS

Event Records

100	10.4	Brad Stephan (Navy)	Morgantown, WV	5/22/74
L.J.	23'11½(7.30)	Allen Hamlin (Maryland)	Morgantown, WV	5/22/74
S.P.	47'2½(14.39)	Ron Evans (Connecticut)	Emmitsburg, Md	5/23/73
H.J.	6'6 (1.98)	Allen Hamlin (Maryland)	Morgantown, WV	5/22/74
400	48.4	Brad Stephan (Mavy)	Emmitsburg, Md	5/23/73
110 H	14.4	Allen Hamlin (Maryland)	Morgantown, WV	5/23/74
Disc.	149'5½(45.56)	Ron Evans (Connecticut)	Emmitsburg, Md	5/24/73
P.V.	14'9¼ (4.50)	Mark Mondschein (Penn)	Morgantown, WV	5/23/74
Jav.	183'11(56.06)	Tony Corso (CW Post)	Morgantown, WV	5/23/74
1500	4:21.4	Rick Lapp (N.Y. Tech)	Morgantown, WV	5/23/74
1st day	4008	Allen Hamlin (Maryland)	Morgantown, WV	5/22/74
2nd day	3498	Ron Evans (Connecticut)	Emmitsburg, Md	5/24/73
Total	7438	Ron Evans (Connecticut)	Emmitsburg, Md	5/23-24/73

# THE PHONE BOOK

The following ten pages contain lists (usually 20 deep) of top American performers in each of the ten decathlon events. The only criteria for inclusion.....the athlete must complete the entire ten-eventer. This "Phone Book" first appeared in the Press Box at the 1972 Olympic Trials, Eugene, Oregon.

## 100 METERS

WR	10.2w	Martin Lauer (Germany)	Dusseldorf	1959
	10.2	Russ Hodge (Striders-USA)	Invt., Los Angeles	1970
AR	10.2	Russ Hodge (Striders)	Invt., Los Angeles	1970
CR	10.3	Bill Foucher (Princeton)	Regional, Trenton	1971
	10.3w	Barry Stebbins (Mt St Mary's)	USTFF-E, Emmitsburg	1974
JCR	10.3	Russ Hodge (Foothill JC)	AAU, Salina	1966
HSR	10.5	Milt Campbell (Plainfield HS)	AAU, Plainfield	1953
	10.5	Fred Samara (Ft Hamilton HS)	NJAAU, N Brunswick	1969
<hr/>				
1.	10.2	Russ Hodge (Striders)	Invt., Los Angeles	1970
2.	10.3	Bill Toomey (Striders)	AAU, Salina	1966
			Invt., Los Angeles	1969
	10.3	Bill Foucher (Princeton)	Regional, Trenton	1971
	10.3w	Barry Stebbins (Mt St Mary's)	USTFF-E, Emmitsburg	1974
5.	10.4	Charles Pratt (Phila Pioneer)	AAU, Kingsburg	1957
	10.4	Jeff Bennett (Okla Christ U)	Kansas R, Lawrence	1970
			Drake R, Des Moines	1970
	10.4w	Rex Harvey (USAF)	CC, Santa Maria	1972
	10.4	Brad Stephan (Navy)	IC4A, Morgantown	1974
9.	10.5	Clyde Coffman (Kansas)	Kansas R, Lawrence	1934
	10.5	Milt Campbell (Plainfield HS)	AAU, Plainfield	1953
	10.5	Jim Podoley (Cent Michigan)	Kansas R, Lawrence	1953
	10.5	Rafer Johnson (UCLA)	Invt., Kingsburg	1955
	10.5w	Brayton Norton (LAAC)	Invt., Los Angeles	1955
	10.5	Bill Smith (Ohio TC)	Mt Sac R, Walnut	1967
	10.5	Phil Shinnick (Striders)	SPAAAU Invt., Walnut	1967
	10.5	Fred Samara (Ft Hamilton HS)	NJAAU, New Brunswick	1969
		(Penn Frosh)	AAU, S Lake Tahoe	1970
		(Penn)	U of Penn, Phila.	1971
		(Penn)	Fla R, Gainesville	1972
		(Penn)	OT, Eugene	1972
		(NYAC)	Late Afternoon, UCSB	1974
		(NYAC-USA)	US/USSR/WG, Tallinn	1974
	10.5	Dave Johnston (BDTC)	USTFF-Wichita	1971
	10.5	Gary Hill (Okla Christ U)	NAIA, Billings	1972
	10.5w	Gary King (New Hampshire)	CC, Santa Maria	1972

# LONG JUMP

WR	26-3	8.00	Mike Herman (NYPC)	AAU-OT, Eugene	1960
AR	26-3	8.00	Mike Herman (NYPC)	AAU-OT, Eugene	1960
CR	25-5 $\frac{1}{4}$	7.75	C.K. Yang (UCLA/Formosa)	AAU, Eugene	1960
JCR	25-2 $\frac{3}{4}$	7.69	Russ Hodge (Foothill JC)	AAU, Salina	1966
HSR	23-7 $\frac{1}{4}$	7.19+	Fred Samara (Ft Hamilton)	NJAAU, N Brunswick	1969

---

1.	26-3	8.00	Mike Herman (NYPC)	AAU-OT, Eugene	1960
2.	26- $\frac{1}{4}$	7.93	Bill Toomey (Striders)	Invt, S Lake Tahoe	1969
3.	25-11 $\frac{1}{4}$	7.90+	Bob Clark (Olympic Club, SF)	AAU, Milwaukee	1936
4.	25-9	7.85	Steve Anderson (EEAA)	AAU-OT, Eugene	1960
5.	25-3 $\frac{1}{2}$	7.71	Jeff Bennett (Okla Christ)	Drake, Des Moines	1970
6.	25-2 $\frac{3}{4}$	7.69	Russ Hodge (Foothill JC)	AAU, Salina	1966
7.	25-0	7.62	Steve Gough (CNW)	AAU, Porterville	1973
8.	24-10	7.57	Phil Shinnick (unat)	IP, Trail, BC	1966
9.	24-9 $\frac{3}{4}$	7.56	Bill Smith (Ohio TC)	AAU, Salina	1966
10.	24-9 $\frac{1}{2}$	7.55+	Rafer Johnson (Striders)	AAU-OT, Eugene	1960
11.	24-8 $\frac{3}{4}$	7.53+	Bob Gutowski (USMC)	AAU-OT, Eugene	1960
12.	24-8 $\frac{3}{4}$	7.53+	Dave Thoreson (Athens)	AAU, Salina	1966
13.	24-8	7.52	Don Shy (Mt Sac JC)	SRAAAU, Walnut	1965
14.	24-7	7.49	Bill Hancock (Sn Ill)	Drake R, Des Moines	1973
15.	24-6 $\frac{3}{4}$	7.48+	Bill Albans (N Carolina)	AAU, Tulare	1950
16.	24-6 $\frac{1}{2}$	7.48	Tom Chilton (unat)	Fla R, Gainesville	1971
17.	24-6	7.47	Tom Waddell (unat-USA)	OG, Mexico City	1968
18.	24-5 $\frac{3}{4}$	7.46	Mike Hill (Colorado)	OT, Eugene	1972
19.	24-5	7.44	Fred Samara (NYAC)	AAU, Porterville	1973
20.	24-4 $\frac{1}{2}$	7.42	William Watson (unat)	AAU, Cleveland	1940

---

## SHOT PUT

WR	62-10 $\frac{3}{4}$	19.17	Edy Hubacher (Switzerland)	Berne	1969
AR	60-1 $\frac{1}{2}$	18.32+	Brian Oldfield (UCTC)	OSU R, Columbus	1971
CR	58-1	17.70	Russ Hodge (UCLA)	FOT, S Lake T	1968
JCR	58-3 $\frac{1}{4}$	17.76	Russ Hodge (Foothill JC)	US/WG, Hamburg	1966
HSR	50-2 $\frac{3}{4}$	15.31	Craig Brigham (S Eugene)	OT, Eugene	1972

---

1.	60-1 $\frac{1}{2}$	18.32+	Brian Oldfield (UCTC)	OSU R, Columbus	1971
2.	58-3 $\frac{1}{4}$	17.76	Russ Hodge (Foothill JC)	US/WG, Hamburg	1966
3.	54- 3/4	16.48	Bill Hodgson (Wash St)	Pac-8, Eugene	1973
4.	53- $\frac{1}{4}$	16.16	Sam Adams (SBAC)	AAU, Craw'lle	1956
5.	52-11	16.13	Phil Mulkey (unat)	Dev, Birmingham	1962
6.	52-1	15.87+	Ron Jensen (Willamette U)	NAIA, Billings	1970
7.	52- $\frac{1}{2}$	15.86	Ron Carter (Alabama)	SEAAAU, Memphis	1961
8.	52-0	15.85	Rafer Johnson (Striders)	AAU-OT, Eugene	1960
9.	51-10 $\frac{3}{4}$	15.82	Sam Cunningham (USC)	Fed, Fresno	1970
10.	51-5	15.67	Dave Bahr (unat)	Drake R, Des Moines	1974
11.	51-1	15-57	Rick Wanamaker (unat)	AAU, L.A.	1972
12.	50-9 $\frac{1}{4}$	15.47+	Mike Garratt (UCLA)	CCAAU, Taft	1968
13.	50-9	15.47	James Robertson (Ind)	AAU, Bloomfield	1948
14.	50-6	15.39	Steve Gough (Falcon TC)	OT, Eugene	1972
15.	50-5 $\frac{3}{4}$	15.38+	Tom Moody (Dartmouth)	Fla R, Gain'lle	1971
16.	50-5	15.36	Doug Wells (Utah)	NCAA, Des Moines	1970
17.	50-3 $\frac{1}{2}$	15.32+	James Bausch (KCAC)	Kansas R, Law.	1932
18.	50-2 $\frac{3}{4}$	15.31	Craig Brigham (S Eugene)	OT, Eugene	1972
19.	50-2	15.30	Bob Mathias (Stanford)	OG, Helsinki	1952
20.	50-2	15.29	Rory Kenward (Colo)	Holiday, S.M.	1970
21.	50-1 $\frac{1}{2}$	15.28	William Watson (Unat)	AAU, Cleveland	1940

---



# HIGH JUMP

WR	7-1	2.16	Beilschmidt (EG)	Jena, EG	1973
	7-1	2.16	Bill Hancock (Sn Ill-USA)	Kansas R, Law.	1973
AR	7-1	2.16	Bill Hancock (Sn Ill)	Kansas R, Law.	1973
CR	7-1	2.16	Bill Hancock (Sn Ill)	Kansas R, Lawr.	1973
JCR	6-10½	2.09	Ed Miller (Diablo Valley JC)	AAU, Porterville	1973
HSR	6-8	2.03	Mark Wilson (MV, Danville, Cal)	AC/Pleasant Hill	1974

---

1.	7-1	2.16	Bill Hancock (Sn Ill)	Kansas R, Law.	1973
2.	7-¼	2.14	Ray Hupp (Club West)	CC, Santa Maria	1972
3.	6-11¾	2.12+	Steve Miller (Mt Sac JC)	AC, Walnut	1974
4.	6-11½	2.11+	Rick Sloan (UCLA)	FOT, S L Tahoe	1968
5.	6-11	2.10+	Danny Orange (Wyoming)	Kansas R, Law.	1974
6.	6-10¾	2.10	John Dobroth (unat)	Mt Sac R, Walnut	1967
	6-10¾	2.10	Rory Kotinek (UCLA)	NCAA, Eugene	1972
8.	6-10½	2.09+	Dave Thoreson (Athens)	AAU, Salina	1966
9.	6-10½	2.09	Don Albritton (NEMO St)	Kansas R, Law.	1971
	6-10½	2.09	Ed Miller (DVJC/Pleasant HTC)	AAU, Porterville	1973
	6-10½	2.09	Gibson Willis (Navy)	AD, Annapolis	1974
	6-10½	2.09	Jerry Hougen (Cal Poly/SLO)	NCAA II, Char'on	1974
13.	6-10	2.08+	Ron Tull (Okla)	Fed, Norman	1966
	6-10	2.08+	Ron Evans (Conn) (BHS)	Penn R, Phila Special, UCLA	1973 1974
	6-10	2.08+	Lonnie Dalton (West Chester)	NJAAU, N Brun'ck	1970
16.	6-9⅞	2.08	Phil Shinnick (unat)	IP, Trail, BC	1966
17.	6-9½	2.07	Craig Brigham (Oregon)	Pac-8, Eugene	1973
	6-9½	2.07	Rick Wanamaker (unat)	AAU, Porterville	1973
19.	6-9¼	2.06+	Ted Heroman (LSU)	USTFF, Wichita	1973
20.	6-9⅞	2.06	Steve Gough (CNW)	Mt Sac R, Walnut	1974
21.	6-9	2.05+	Ernie Shelton (USC)	AC, Alhambra	1955
	6-9	2.05+	Paul Menzel (SBCC)	Cal JC, Santa Ma	1972
	6-9	2.05+	Eric Ritterrath (Glendale)	Cal JC, Santa Ma	1972

---

# 400 METERS

WR	45.6	Bill Toomey (Striders-USA)	OG, Mexico City	1968
AR	45.6	Bill Toomey (Striders)	OG, Mexico City	1968
CR	47.2	Jeff Bennett (Okla Christ)	AAU, S Lake Tahoe	1970
JCR	48.4	Sam Goldberg (Meritt JC)	SPAAAU Invt., Walnut	1967
HSR	49.1	Aubrey Lewis (NJ HS)	AAU, Atlantic City	1954

---

1.	45.6	Bill Toomey (Striders)	OG, Mexico City	1968
2.	46.3	Dave Buck (PCC)	FOT, S Lake Tahoe	1968
3.	46.3	Jeff Bennett (US Army)	OG, Munich	1972
4.	46.8	Jeff Bannister (Dec Club/Am)	OG, Munich	1972
5.	47.7	Brad Stephan (Navy)	Penn R, Phila.	1973
6.	47.8	Terry Musika (PCC)	USTFF-Winter, Glen.	1971
7.	47.8	Andre Pettes (Okla)	OT, Eugene	1972
8.	47.9	Rafer Johnson (UCLA)	AAU, Crawfordsville	1956
	47.9	Aubrey Lewis (Notre Dame)	AAU, Crawfordsville	1956
	47.9	Russ Hodge (Striders)	AAU, S Lake Tahoe	1970
11.	48.0	John Warkentin (Striders)	AAU, Los Angeles	1972
12.	48.1	Rex Harvey (USAF)	AAU, Los Angeles	1972
13.	48.2	James Schnurr (Cinn)	Fla R, Gainesville	1974
	48.2	Bruce Jenner ( unat)	AAU, Richmond	1974
15.	48.3	JW Mashburn (Okla)	Kan R. Lawrence	1952
16.	48.4	Sam Goldberg (Meritt JC)	SPAAAU INvt, Walnut	1967
	48.4	Mike Hill (Colorado)	NCAA, Austin	1974
	48.4	Jeff Huggins (Kentucky)	Dogwood R, Knoxville	1974
19.	48.5	Brayton Norton (Santa Ana)	Kansas R, Lawrence	1950
	48.5	Jim Baum (Ashland)	NCAA III, Charleston	1974
	48.5	Bob Coffman (USC)	Pac-8, Los Angeles	1974
	48.5	Russ Fritts (Tenn)	US/USSR Jr, Austin	1974

---

# 110 METER HURDLES

WR	13.8	Martin Lauer (Germany)	Dusseldorf	1958
	13.8	Paul Gibson (Pacific Coast C)	AC, El Paso	1972
	13.8w	Ryszard Katus (Poland)	Kusocinski	1973
AR	13.8	Paul Gibson (Pacific Coast C)	AC, El Paso	1972
CR	13.92w	Bob Coffman (USC)	NCAA, Austin	1974
JCR	13.9	Don Shy (Mt Sac JC)	AAU, Bakersfield	1965
			US/WG, Augsburg	1965
HSR	14.3	Milt Campbell (Plainfield HS)	AAU, Plainfield	1953

---

1.	13.8	Paul Gibson (PCC)	AC, El Paso	1972
2.	13.9	Don Shy (Mt Sac JC)	AAU, Bakersfield	1965
			US/WG, Augsburg	1965
3.	13.92w	Bob Coffman (USC)	NCAA, Austin	1974
4.	14.0	Milt Campbell (US Navy)	OG, Melbourne	1956
5.	14.1	Bill Albans (N Carolina)	AAU, Tulare	1950
	14.1	Charlie Pratt (Phila PC)	AAU, Kingsburg	1957
7.	14.2	Dave Edstrom (Oregon)	Inv't., Kingsburg	1958
			AAU, Eugene	1960
	14.2	Rafer Johnson (UCLA)	Inv't., Kingsburg	1958
	14.2	Bill Toomey (Striders)	Inv't., L.A.	1969
10.	14.3	George Pannell (Westmont)	CC, Santa Maria	1970
	14.3	Andrew Pettes (Okla)	NCAA, Eugene	1972
12.	14.4	Joel Shankle (Duke)	AAU, Crawfordsville	1955
	14.4	Dick Emberger (USMC)	AAU, Walnut	1963
	14.4	Dave Williams (Takoma TC)	AAU-OT, Walnut	1964
	14.4	Norm Johnston (unat)	Drake R, Des Moines	1970
	14.4	John Warkentin (unat)	AAU, S Lake Tahoe	1970
	14.4	Jeff Bannister (Dec Club/Am)	Meet of Champs, LA	1972
	14.4	Gary Hill (Okla Christ)	NAIA, Billings	1972
	14.4	Carl Wood (Fla TC)	Fla R, Gainesville	1973
	14.4	Bill Hancock (Sn Ill)	Kansas R, Lawrence	1973
			Drake R, Des Moines	1974
	14.4	Allen Hamlin (Maryland)	IC4A, Morgantown	1974

---

# DISCUS

WR	174-8	53.24	Wolfgang Klein (WG)	Hannover	1973
AR	170-6½	51.98	Rafer Johnson (Striders)	AAU-OT, Eugene	1960
CR	167-0	50.90	Dave Bahr (Graceland)	USTFF, Wichita	1973
JCR	165-5½	50.44	Russ Hodge (Foothill JC)	International, LA	1966
HSR	151-3	46.10	Craig Bringham (S Eugene)	Ore Invt, Eugene	1972

---

1.	170-6½	51.98	Rafer Johnson (Striders)	AAU-OT, Eugene	1960
2.	167-0	50.90	Dave Bahr (Graceland)	USTFF, Wichita	1973
3.	166-11	50.88	Archie Harris unat)	AAU, Bridgeton	1941
4.	166-8	50.80	Rory Kenward (Club West)	Fla R, Gainesvil	1972
5.	165-5½	50.44	Russ Hodge (Foothill)	International, LA	1966
6.	164-6	50.14	Steve Gough (CNW)	AAU, Porterville	1973
7.	162-2½	49.44	Steve Frankiewich (Merced)	Cal JC, S Maria	1974
8.	161-6	49.22	Rick Wanamaker (unat)	AAU, Porterville	1973
9.	161-4	49.18	Mike Mattox (Graceland)	Drake R, Des M	1969
10.	161-1	49.10	Bruce Jenner (unat)	US/USSR, Tallinn	1974
11.	159-9½	48.71	Phil Mulkey (unat)	AAU, Walnut	1964
12.	159-2½	48.53	Sam Adams (unat)	Muir, Pasadena	1954
13.	158-10	48.41	Howard Smith (Striders)	SPAAAU, Pasadena	1956
14.	157-11½	48.15	Bob Mathias (Stanford)	AAU, Tulare	1952
15.	155-4½	47.36	Rick Sloan (UCLA)	SPAAAU I, Walnut	1967
16.	154-7	47.12	Ron Carter (Alabama)	SEAAAU, Memphis	1961
17.	154-2	46.99	Bill Toomey (Striders)	Invt., L.A.	1969
18.	153-2	46.69	Doug Wells (Utah)	AAU, Porterville	1971
19.	153-1¾	46.68	Craig Bringham (Oregon)	NCAA, Austin	1974
20.	151-9½	46.27	John Warkentin (BHS)	Late After, UCSB	1974
21.	151-6	46.17+	James Bausch (KCAC)	Kansas R, Law.	1932

---

## POLE VAULT

WR	17- $\frac{3}{4}$	5.20	Gennadiy Bliznyetsov (USSR)	Pre-O, Mexico City	1967
AR	16-7 $\frac{3}{4}$	5.07	Jeff Bennett (US Army)	OT, Eugene	1972
CR	16-7	5.06+	Rick Sloan (UCLA)	Inv't., Los Angeles	1969
JCR	16- $\frac{3}{4}$	4.89+	Sam Caruthers (San Jose CC)	AAU, Santa Barbara	1968
HSR	15-4 $\frac{1}{2}$	4.68+	Tim Mulkey (MtBk, Bir'ham)	State, Alabama	1973

---

1.	16-7 $\frac{3}{4}$	5.07	Jeff Bennett (US Army)	OT, Eugene	1972
2.	16-7	5.05+	Rick Sloan (UCLA)	Inv't., L.A.	1969
3.	16-6	5.03	Bob Slover (BHS)	AC, San Jose	1974
4.	16-5 $\frac{1}{2}$	5.00	Jack Carter (US Air Force)	OT, Eugene	1972
5.	16-3	4.95	Craig Brigham (Oregon)	NCAA, Baton Rouge	1973
				Pac-8, Los Angeles	1974
6.	16-2 $\frac{1}{2}$	4.93+	Don Albritton (NEMO St)	NCAA, Eugene	1972
7.	16-2	4.93	Mike Wedman (Colorado)	NCAA, Des Moines	1970
8.	16-2	4.93	Scott Hurley (Florida)	Fla R, Gainesville	1971
9.	16-1	4.90	Frank Rock (Striders)	USTFF-Winter, Glen.	1973
10.	16- $\frac{3}{4}$	4.89+	Sam Caruthers (San Jose CC)	AAU, Santa Barbara	1968
11.	16- $\frac{1}{4}$	4.88	Jim Eshelman (Athens)	Inv't., San Jose	1971
	16- $\frac{1}{4}$	4.88	Jeff Swenson (Drake)	USTFF, Des Moines	1972
	16 $\frac{1}{4}$	4.88	John Whitson (Lamar)	USTFF, Des Moines	1973
14.	16-0	4.87+	Joe Powdrill (New Mexico)	NMAAU, Albuquerque	1968
15.	15-9	4.80	Rex Harvey (US Air Force)	USTFF, Des Moines	1972
	15-9	4.80	Larry Johnson (Glendale JC)	Cal JC, Santa Maria	1974
	15-9	4.80	Bruce Jenner (unat)	AAU, Richmond	1974
	15-9	4.80	Jeff Taylor (Wash)	Seafair, Seattle	1974
19.	15-8 $\frac{1}{2}$	4.79	Wayne Hicks (Alabama)	SEC, Gainesville	1974
20.	15-8 $\frac{1}{4}$	4.78	Sam Albanese (UCLA)	UCLA/Ore, Westwood	1974
21.	15-6 $\frac{3}{4}$	4.74	Bob Seagren (Mt Sac JC)	AAU, Walnut	1965

### Non-Fiberglass Record

1.	15-1 $\frac{1}{2}$	4.61	Don Bragg (Del Val AA)	AAU, Albuquerque	1961
	15-1 $\frac{1}{2}$	4.61	J.D. Martin (Okla)	AAU, Albuquerque	1961
-3.	15- $\frac{1}{8}$	4.57+	Bob Richards (LAAC)	AAU, Crawfordsville	1956

---

# JAVELIN

WR	266-2½	81.14	Lennart Hedmark (Sweden)	EC Final, Bonn	1973
AR	249-1	75-92	Jerry Dyes (Abilene Christ)	Kansas R, Lawrence	1964
CR	249-1	75-92	Jerry Dyes (Abilene Christ)	Kansas R, Lawrence	1964
JCR	211-7	64.49	Russ Hodge (Foothill)	International, LA.	1966
HSR	215-10	65.78	Russ Armstrong (Lacey HS)	Thurston, Seattle	1974

---

1.	249-1	75.92	Jerry Dyes (Abilene Christ)	Kansas R, Lawrence	1964
2.	241-3	73.53	Steve Pauly (ore St)	AAU, Corvallis	1963
3.	238-2	72.59	Rafer Johnson (UCLA)	US/USSR, Moscow	1958
4.	237-5	72.39	Bill Miller (US Navy)	AAU, Tulare	1952
5.	228-5	69.62	Bill Hodgson (Wash St)	Pac-8, Eugene	1973
6.	227-11½	69.48	Bruce Jenner (Graceland)	Drake R, Des Moines	1972
7.	225-8	68.78	Bill Toomey (Striders)	Inv't., S Lake Tahoe	1969
8.	225-6	68.73	Fred Dixon (BHS)	Last Chance, UCSB	1974
9.	221-10	67.62	Rory Kotinek (UCLA)	US/USSR Jr, Sac.	1972
10.	221-7	67.54	Kim Procter (LB St)	LA St Inv't, LA.	1971
11.	221-3½	67.45	Phil Mulkey (unat)	SEAAAU, Memphis	1961
12.	220-3½	67.14	Ron Evans (BHS)	AAU, Richmond	1974
13.	220-1½	67.09	Tom Waddell (Boston AC)	AAU, Eugene	1960
14.	219-4	66.85	Sam Adams (SBAC)	AAU-OT, Craw'lle	1956
15.	218-7	66.62	Dave Edstrom (USAF)	Kansas R, Lawrence	1963
16.	217-11	66.42	Jim Feeney (Ful St)	USTFF-Winter, Glen.	1972
17.	216-2½	65.90	Rick Wanamaker (unat)	OT, Eugene	1972
18.	215-10	65.78	Russ Armstrong (Lacey HS)	Thurston, Seattle	1974
19.	215-8	65.74	Steve Gough (Falcon TC)	Fla R, Gainesville	1972
20.	215-0	65.53	Tom Soltis (NYAC)	NJAAU, N Brunswick	1968

---

## 1500 METERS

WR	3:54.2	Simo Salorana (Finland)		1965
AR	3:58.8	Paul Cummings (Righetti HS)	CC, Santa Maria	1971
CR	4:13.7	Jeff Bannister (New Hampshire)	US/WG, Augsburg	1969
JCR	4:17.2	Stan Hockerman (Santa Rosa)	Cal JC, Santa Maria	1974
HSR	3:58.8	Paul Cummings (Righetti HS)	CC, Santa Maria	1971

---

1.	3:58.8	Paul Cummings (Righetti HS)	CC, Santa Maria	1971
2.	4:04.4	Wally Wilson (LAAC)	AAU, Santa Barbara	1951
3.	4:04.6	Dave Buck (Pacific Coast C)	AAU, Santa Barbara	1968
4.	4:08.9	Jeff Bennett (US Army)	AAU, Los Angeles	1972
5.	4:10.4	Jeff Bannister (Dec Club/Am)	AAU, Los Angeles	1972
6.	4:11.9	Dick Emberger (USMC)	FOT, Los Angeles	1964
7.	4:12.7	Bill Toomey (SCVYV)	FOT, Los Angeles	1964
	4:12.7	Russ Hodge (SCVYV)	FOT, Los Angeles	1964
9.	4:13.4	Mike Riddle (unat)	AAU, Porterville	1971
10.	4:13.6	Bruce Jenner (unat)	AAU, Richmond	1974
11.	4:14.4	Danny Orange (Wyoming)	Kansas R, Lawrence	1974
12.	4:14.9	Bob Weaver (Moro Bay HS)	CC, Santa Maria	1971
13.	4:15.0	Roger George (Fresno St)	NCAA, Baton Rouge	1973
14.	4:15.9	Paul Herman (Westmont)	US/USSR, Palo Alto	1962
15.	4:16.3	Brad Seago (Augustana)	NCAA III, Char'ton	1974
16.	4:17.2	John Borican (Asbury Pk AC)	AAU, Bridgeton	1941
	4:17.2	Stan Hockerman (Santa Rosa)	Cal JC, Santa Maria	1974
18.	4:17.3	Doug Tubb (Hancock JC)	CC, Santa Maria	1973
19.	4:17.5	John Stucki	AAU, Salina	1966
	4:17.5	Brian Lucas (Oregon St)	AC, Salem	1974

---

## SECTION V

### OTHER MULTI-EVENT RECORDS

PAGE	85	Pentathlon, U.S. records
	86	The Olympic Pentathlon
	87	All-Time U.S. Pentathlon Performers
	88	All-Time World Pentathlon Performers
	89	Progression of World Pentathlon Record
	90	All-Around, AAU Winners and records
	91	The Olympic All-Around
	92	Indoor Pentathlon



# PENTATHLON

The Pentathlon consists of five events which are conteded in one day in the following order: long jump, javelin, 200 meters, discuss, 1500 meter run. All decathlon rules apply to the pentathlon and the IAAF (1962) scoring table is used.

The Pentathlon was part of the Olympic program from 1912 to 1924. The annual AAU national pentathlon championships date back to 1920. Bill Toomey, S.C. Striders, holds the World and American record, 4124 points, set in 1969 in London.

## Pentathlon Records

WR & AR	4124	Bill Toomey (Striders)	C-P, London	1969
CR	3587	Brayton Norton (Occidental)	Eagle Rock, Cal.	1954
HSR	3418	Dixon Farmer (Orinda Cal HS)	AAU, Los Angeles	1959

## Individual event records

LJ	25-5 $\frac{3}{4}$	7.76+Robert LeGendre (G-town)	OG, Paris	1924
Jav	227-6 $\frac{1}{2}$	69.35 Frank Frye (USMC)	AAU, Boulder	1962
200	21.1	Jim Miller (Colorado)	AAU, Boulder	1962
Disc	163-8	49.89 Des Koch (USC)	AAU, El Monte, Cal	1957
1500	4:11.5	Gordon McKenzie	AAU, Elizabeth	1959

## National AAU Champions

1920	Brutus Hamilton	Missouri	17
1921	Edward Gourdin	Harvard	12
1922	Edward Gourdin	unat., Boston	10
1924	Anthony Woostroff	Newark AC	7
1925	Paul Courtois	NYAC	11
1926	T.W. Drews	NYAC	10
1927	Harry Flippen	Newark AC	8
# 1929	Paul Courtois	NYAC	2900.3836
1930	Bernard Berlinger	Penn AC	3462.2
1931	James Bausch	Kansas City AC	3776.585
1933	Eulace Peacock	Shore AC, NJ	3221.85
1934	Eulace Peacock	Shore AC, NJ	3258.46
1935	Clyde Coffman	Kansas City AC	3084.0
# 1936	Arkie Trento	Shore AC, NJ	2899
1937	Eulace Peacock	Temple	3030
1938	John Borican	Shore AC, NJ	3304
1939	John Borican	Shore AC, NJ	2947
1940	Harry March	Washington (DC) AA	2981
1941	John Borican	Asbury Park AC	3244
1942	Eulace Peacock	USCG, Man-Beach, NY	3225
1944	Eulace Peacock	USCG, NY	2852
1945	Eulace Peacock	UCSG, NY	3148
1946	Charles Beaudry	Marquette Club, Milw.	2885
1947	John Voight	Baltimore OC	2972
1948	Russell Thomas	Jeanette (Pa) Harriers	3283
1949	Wilbur Ross	Baldwin-Wallace	3429
1950	Wilbur Ross	Baldwin-Wallace	3277
1951	Brayton Norton	US Navy	3452
1952	Brayton Norton	unat, Laguna Beach, Cal	3129
# 1953	Brayton Norton	Occidental	3278

1954	Brayton Norton	Occidental	3400
1955	Des Koch	USC	3216
1956	Howard Smith	Striders	3034
1957	Howard Smith	Striders	3362
1958	Howard Smith	Striders	3200
1959	Dixon Farmer	Orinda Cal HS	3196
1960	Bill Toomey	Colorado	3010
1961	Bill Toomey	Colorado	3482
1962	Paul Herman	Westmont	3389
1963	Bill Toomey	Santa Clara Valley YV	3365
1964	Bill Toomey	Santa Clara Valley YV	3687
# 1965	Jim Miller	Colorado	3095
1966	Jeff Bannister	Gorham (me) AC	3512
1967	Lynn Baker	Colorado	3448
1968	Joe Hilbe	Chico TC	3456
1969	Dave Merkowitz	unat.	3442
1970	Mike Hill	Mt Sac JC	3316
1971	Rick Wanamaker	unat., Des Moines	3607
1972	Rick Wanamaker	unat., Des Moines	3410
1973	Rick Wanamaker	unat., Des Moines	3499
1974	Jack Carter	NYAC	3402

#- change in scoring tables

---

## THE OLYMPIC PENTATHLON

The pentathlon first appeared in the Modern Olympic Games in 1906, Athens. It consisted of a standing long jump, discus throw (Greek style), javelin throw, one-lap race around the stadium (192 metres) and Greco-Roman wrestling. A place point system was used. The winner was Hjalmar Mellander, Sweden, who finished 7-5-5-4-3, for 24 points. The pentathlon took its present form with the 1912 Games in Stockholm. The American Indian, Jim Thorpe won an overwhelming victory, but his name was subsequently deleted from Olympic records. Thorpe won 4 of the 5 events (7 points). Converted to the present scoring tables Thorpe's 1912 performances would have earned him 3266 points, a score good enough to win the National AAU pentathlon title as late as 1965 !!!!!.

### Olympic Games Pentathlon winners

1912 +	James Thorpe	USA	7pts	*(3266)
			(23-2½-1, 153-3-3, 22.9-1, 117-3-1, 4:44.8-1)	
	Ferdinand Bie	Norway	16 pts	*(2945)
			(22-5¾-1, 152-4¾-3, 23.5-4, 104-3½-3, 5:07.8-5)	
1920	Eero Lehtonen	Finland	14 pts	*(3274)
			(21-9¾-2, 179-4½-2, 23.0-1, 113-7¾-1, 4:40.2-2)	
1924	Eero Lehtonen	Finland	14 pts	*(3313)
			(21-11-7, 167-1-4, 23.0-1, 132-8-1, 4:47.0-1)	

+ - name deleted from records.

\* - score on present (1962 IAAF) tables.

# ALL TIME U.S. PENTATHLON PERFORMERS

4124	<u>Bill Toomey</u> (Striders)	1969
	(24-10½ 217-1½ 21.3 146-1 4:20.3)	
3871	<u>Fred Dixon</u> (BHS)	1974
	(23-7½, 210-8 21-6 150-6 4:41.8)	
3854	<u>Bruce Jenner</u> (unat-San Jose)	1974
	(22-7½ 202-4 22.0 149-11 4:23.0)	
3798	<u>John Warkentin</u> (Striders)	1974
	(23-¼ 193-7 22.6 149-9 4:20.8)	
3625	<u>Russ Hodge</u> (Striders)	1971
	(21-11½ 177-6 21.6 155-10 4:48.9)	
3607	<u>Rick Wanamaker</u> (unat-Des Moines)	1971
	(22-5¾ 203-8 22.6 149-5 4:50.6)	
3595	<u>Dave Thoreson</u> (Striders)	1972
	(22-4¼ 189-3 23.1 144-1½ 4:29.4)	
3588	<u>Jeff Bannister</u> (unat)	1971
	(21-11 178-5 23.1 146-11 4:22.8)	
3587	<u>Brayton Norton</u> (Occidental)	1954
	(23-4½ 169-3½ 22.1 125-0 4:27.1)	
3551	<u>Howard Smith</u> (Striders)	1957
	(22-4 154-7 22.2 150-8 4:34.4)	
3534	<u>Robert Clark</u> (unat)	1936
	(24-5¾ 188-11 23.1 126-7½ 4:43.6)	
3522	<u>Jim Sobiesczyk</u> (Club West)	1974
	(21-6 196-4 22.9 127-9 4:24.8)	
3486	<u>Fred Samara</u> (Penn)	1971
	(23-2½ 181-5 22.2 125-6 4:47.8)	
3456	<u>Joe Hilbe</u> (Chico TC)	1968
	(22-6 182-4½ 22.4 110-9 4:28.2)	
3447	<u>Lynn Baker</u> (Colorado)	1967
	(22-8¾ 170-1 22.6 150-0 4:59.8)	
3440	<u>Dave Edstrom</u> (USAF)	1963)
	(21-10¼ 199-1½ 23.5 141-8½ 4:46.7)	
3438	<u>Dave Merkwitz</u> (unat)	1969
	(21-6½ 171-1 23.0 137-11 4:30.6)	
3431	<u>Des Koch</u> (unat)	1955
	(21-4¼ 188-3½ 23.4 161-10 4:56.9)	
3423	<u>Darl Locke</u> (Odess JC)	1969
	(21-4½ 166-6 22.5 129-5 4:28.6)	
3423	<u>Rich Wilder</u> (Athens)	1971
	(22-6 159-6 23.4 135-11 4:27.7)	
3418	<u>Dixon Farmer</u> (Orinda, Calif, HS)	1959
	(22-7 155-5 22.2 105-3½ 4:16.9)	
3416	<u>Otey Scruggs</u> (Santa Barbara)	1951
	(21-7½ 170-½ 22.5 131-8½ 4:36.4)	
3402	<u>Jack Carter</u> (NYAC)	1974
	(22-10 167-4½ 22.7 119-4½ 4:34.4)	
3398	<u>Wilbur Ross</u> (Baldwin-Wallace)	1949
	(22-4¼ 158-8 22.6 117-½ 4:24.3)	
3389	<u>Bob Richards</u> (Illinois AC)	1951
	(22-4¾ 183-2½ 22.6 127-4 4:51.4)	
3386	<u>Robert LeGendre</u> (Newark AC)	1924
	(25-5¾ 157-7½ 23.0 120-7 4:52.6)	
	(26 performers)	

# ALL-TIME WORLD PENTATHLON PERFORMERS

4124	BILL TOOMEY (US-Striders)	London	8/16/69
	24-10½ 217-1 21.3 146-1 4:20.3		
4079	REIN AUN (SU)	Tartu	7/18/68
	24-½ 237-1 21.9 164-3 4:34.5		
4059	KURT BENDLIN (West Germany)	Bonn	10/13/70
	23-11 3/4 236-6 21.3w 148-2 4:33.4		
3976	RAIMO PIHL (Sweden)	Goteborg	7/13/74
	23-6 3/4 251-0 22.1 147-2 4:34.9		
3924	LENNART HEDMARK (Sweden)	Stockholm	7/15/72
	23-6½ 233-5 22.6 154-3 4:32.7		
3871	FRED DIXON (US-Beverly Hills Striders)	Santa Barbara	7/13/74
	23-7½ 210-8 21.6 150-6 4:41.8		
3864	VASILY KUZNYETSOV (SU)	Turin	9/ 3/59
	23-6 3/4 238-9 22.2 162-5 4:59.5		
3854	BRUCE JENNER (US)	Santa Barbara	7/13/74
	22-7½ 202-4 22.0 149-11 4:23.0		
3819	HANS-JOACHIM WALDE (West Germany)	Bonn	5/16/71
	24-2½ 206-11 22.1 145-1 4:39.6		
3808	HANS-JOACHIM GABRIEL (West Germany)	Lubeck	10/12/68
	23-8 177-10 22.0 145-3 4:21.9		
3804	HERBERT SWOBODA (West Germany)	Mainz	4/26/69
	23-2 3/4 216-11 22.3 135-1 4:26.4		
3798	JOHN WARKENTIN (US-Beverly Hills Striders)	Santa Barbara	5/ 4/74
	23-¼ 193-7 22.6 149-9 4:20.8		
3757	FRITZ MULLER (West Germany)	Vienna	8/24/39
	22-6½ 191-9 21.7 132-3 4:20.9		
3741	WERNER EIKMEIR (West Germany)	Dusseldorf	8/28-29/71
3738	JURGEN POELKE (West Germany)	Berlin	6/22/68
	22-5 222-11 22.9 139-3 4:26.2		
3729	GUNTER GRUBE (West Germany)	Bonn	5/16/71
	24-1 221-1 22.1 134-1 4:51.4		
3714	YURIY KUTYENKO (SU)	Lvov	5/14/55
	22-3 3/4 223-10 22.0 140-6 4:45.0		
3700	EBERHARD STROOT (West Germany)	Mainz	6/28/70
	23-10 3/4 194-6 21.9 121-8 4:30.0		
3696	JORG MATTHEIS (West Germany)	Stuttgart	7/27/63
	22-8 201-3 23.0 137-2 4:20.4		
3696	BARRY KING (Great Britain-Striders)	Santa Barbara	5/20/70
	21-10½ 207-5 22.6 163-2 4:44.3		
3692	HERMANN SALOMON (West Germany)	Darmstadt	6/21/61
	20-7 236-6 23.4 149-2 4:23.4		
3689	HORST MANDL (Austria)	Vienna	8/17/68
	24-2½ 204-8 22.7 144-6 4:49.0		
3687	HORST KLEY (West Germany)	Worms	7/28/68
	21-9 3/4 204-11 22.6 143-10 4:26.9		
3683	WERNER DUTTWEILER (Switzerland)	Liestal	5/21/67
	23-4½ 224-1 22.6 133-11 4:44.6		
3679	RUDOLF BOGOMOLOV (SU)	Nalchik	4/25/56
	22-9½ 180-0 22.7 148-6 4:25.8		

## WORLD PENTATHLON BEST BY EVENT

LJ	25-5 3/4	Robert LeGendre (US)	7/7/24 & Kurt Bendlin (WG)	10/24/70
JT	256-3	Hermann Salomon (WG)	10/6/63	
200	21.1	Jim Miller (US)	7/10/65	
DT	172-11	Eddy Hubacher (Switzerland)	9/25/71	
1500	3:50.6	Jonas Pipine (SU)	9/ /58	

# PROGRESSIVE WORLD PENTATHLON RECORD

Compiled by Alain Bouille

1912	1934	1950	1962			
3320.325	2901	2573	3003	Jim Thorpe (US)	New York	5/18/12
				21-8½ 136-2 23.4	115-0 4:49.8	
3682.305	3216	2930	3264	Thorpe	Stockholm	7/ 7/12
				23-2 3/4 153-7 22.9	110-1 4:44.8	
3271.165	2843	2512	2945	Ferdinanad Bie (Norway)	Stockholm	7/ 7/12
				22-5 3/4 152-4 23.5	104-3 5:07.8	
3524.845	2962	2587	2998	Juho Halme (Finland)	Malmo	7/ 6/14
				21-2 193-11 24.8	116-1 5:05.5	
3482.545	2990	2653	3069	Hugo Lahtinen (Fin)	Malmo	7/ 6/14
				21-3½ 166-7 23.9	111-4 4:43.7	
3559.79	3016	2642	3070	Helge Lovland (Nor)	Oslo	7/ 7/18
				21-3½ 165-5 24.3	128-9 4:55.3	
3761.880	3214	2881	3241	Lovland	Oslo	6/18/19
				22-8 3/4 166-4 23.4	128-2 4:56.7	
3808.900	3221	2881	3239	Lovland	Oslo	7/13/19
				21-7 3/4 180-10 23.5	127-7 4:52.8	
3762.645	3234	2915	3267	Evert Nilsson (Sweden)		7/18/20
				21-9 3/4 172-4 23.7	121-2 4:34.6	
3773.440	3242	2943	3275	Eero Lehtonen (Fin)	Antwerp	8/16/20
				21-9 179-4 23.0	133-8 4:40.2	
3794.647	3317	3038	3326	Robert LeGendre (US)	Philadelphia	4/29/22
				22-8½ 171-1 22.2	112-3 4:48.8	
3874.125	3405	3183	3387	LeGendre	Colombes, Fr	7/ 7/24
				25-5 3/4 157-7 23.0	120-7 4:52.6	
3929.540	3381	3058	3358	Bertil Fasten (Sweden)	Uppsala	10/2/27
				20-10 3/4 179-7 24.2	135-4 4:21.9	
3979.490	3429	3150	3415	Martti Tolamo (Fin)	Darmstadt	8/10/30
				23-3½ 188-9 23.0	115-2 4:40.6	
4011.370	3454	3183	3436	Tolamo	Tampere	8/17/30
				23-5½ 185-10 22.7	119-2 4:46.6	
4078.830	3465	3147	3410	Matti Sippala (Fin)	Helsinki	8/16/31
				22-3 204-8 24.2	127-0 4:34.4	
4072.745	3477	3157	3430	Paavo Yrjola (Fin)	Helsinki	8/16/31
				21-6 189-11 23.8	135-2 4:28.5	
4163.535	3534	3223	3448	Hans-Heinrich Sievert, G	Turin	9/ 9/33
				22-11½ 188-9 22.6	144-7 5:10.0	
	3669	3359	3483	Gerhard Stock (Ger)	Budapest	8/17/35
				23-11½ 218-8 23.5	147-11 5:24.0	
	3596	3337	3534	Robert Clark (US)	Eureka, Cal	6/ 6/36
				24-5 3/4 188-11 23.1	120-7 4:43.6	
	3824	3621	3711	Fritz Muller (Ger)	Colombes, Fr	8/28/37
				23-4 204-8 21.8	124-11 4:33.4	
	3866	3667	3756	Muller	Vienna	8/24/39
				22-6½ 191-9 21.7	132-3 4:21.0	
		3668	3714	Yuriy Kutyenko (SU)	Lvov	5/14/55
				22-3 3/4 223-10 22.0	140-6 4:45.0	
		3736	3762	Vasiliy Kuznyetsov (SU)	Kiev	5/21/56
				23- 3/4 214-4 22.1	154-9 4:51.0	
		3901	3855	Kuznyetsov	Nalchik	4/22/58
				23-0 217-8 21.9	164-10 4:46.2	
		4077	3864	Kuznyetsov	Turin	9/ 3/59
				23-6 3/4 238-9 22.2	162-5 4:59.5	
			4016	Kurt Bendlin (WG)	Krefeld	7/31/65
				24-6 254-10 21.8	146-1 4:43.7	
			4079	Rein Aun (SU)	Tartu	7/17/68
				24-½ 237-1 21.9	164-2 4:34.5	
			4124	Bill Toomey (US)	London	8/16/69
				24-10½ 217-1 21.3	146-1 4:20.3	

# ALL-AROUND

The All-Around is of American vintage and first appeared as a national championship event in 1884. It continues, even today. In 1904 it was part of the Olympic Games program. The All-Around is a one day contest which includes the 100 yard dash, shot put, high jump, 880 walk, 16 lb hammer, pole vault, 120 yard HH, 56 lb. wt., long jump and mile run, ALL IN ONE DAY !!!!

The current world best and AAU meet record for the All-Around is 8265 points set by Tom Pagani, NYAC, set in 1962.

## All-Around Records

AR	8265	Tom Pagani (NYAC)	AAU, Baltimore	1962
CR	7925	Bill Walsh (Mt. St. Mary's, Md)	AAU, Farmingdale	1967

## National AAU Champions

1884	W.R. Thompson	Montreal AAA	5304
1885	M.W. Ford	NYAC	5045
1886	M.W. Ford	NYAC	5889
1887	A.A. Jordan	NYAC	5236
1888	M.W. Ford	Staten Island AC	5161
1889	A.A. Jordan	NYAC	5520
1890	A.A. Jordan	NYAC	5358
1891	A.A. Jordan	NYAC	6189
1892	E.W. Goff	Manhattan AC	5232
1893	E.W. Goff	Manhattan AC	4860
1894	E.W. Goff	New Jersey AC	5748
1895	J. Cosgrove	Albany, N.Y.	4406.5
1896	L.P. Sheldon	NYAC	5380
1897	E.H. Clark	Boston AA	6244.5
1898	E.C. White	Cornell	5243
1899	J. Fred Powers	St Paul's Lyceum, Mass.	6203
1900	H. Gill	Toronto (Ont.) YMCA	6360.5
1901	A.B. Gunn	Cent. YMCA, Buffalo	5739
1902	A.B. Gunn	Cent. YMCA, Buffalo	6260.5
1903	E.H. Clark	Boston AA	6318.25
1904	Thomas Kiely	Carrick-on-Suir, Ireland	6086
1905	M.J. Sheridan	Irish-American AC, NY	6820.5
1906	Thomas Kiely	Carrick-on-Suir, Ireland	6274
1907	M.J. Sheridan	Irish-American AC, NY	7130.5
1908	J.L. Bredemus	Princeton	5809
1909	M.J. Sheridan	Irish-American AC, NY	7385
1910	F.C. Thomson	Los Angeles, Cal.	7009
1911	F.C. Thomson	Princeton	6709
1912	J.L. Bredemus	Princeton	6303
1913	F.C. Thomson	NYAC	7411.5
1914	Avery Brundage	Chicago AA	6999
1916	Avery Brundage	Chicago AA	6468.75
# 1917	H. Goelitz	Chicago AA	5702.168
1918	Avery Brundage	Chicago AA	6708.5
1919	S.H. Thomson	Princeton	6105.25
1921	S.H. Thomson	Los Angeles AC	7532.5
1942	Joshua Williamson	Asbury Park AC, NJ	6031
1950	Dale Keyser	College of the Pacific	5777
1951	John Voight	Baltimore OC	5600

#- new scoring system

1952	Raymond Bussard	Bridgewater College, Va.	5822
1953	Bob Richards	Los Angeles AC	7031
1954	Merwin Carter	Baltimore OC	5330
1955	Lyman Frasier	Baltimore OC	6733
1956	Charles Stevenson	NYAC	7612
1957	Tom Pagani	NYAC	6741
1958	Tom Pagani	NYAC	8114.5
1959	Tom Pagani	NYAC	7874
1960	Charles Stevenson	NYAC	7555
1961	Bill Urban	NYAC	7483
1962	Tom Pagani	NYAC	8265
1963	Bill Urban	NYAC	8492 *
1964	Bill Urban	NYAC	8177
1965	Bill Urban	NYAC	7481
1966	Brian Murphy	Milwaukee TC	7541
1967	Bill Urban	NYAC	8035
1968	Bill Walsh	Flying Aces, LI, NY	7727
1969	Brian Murphy	Milwaukee AC	7923
1970	Brian Murphy	Milwaukee AC	7564
1971	Richard Robinson.	NYAC	7279
1972	Karl Harz	unat-Rutherford, NJ	7976
1973	Norm Cyprus	NYAC	
1974	Lloyd Sigler	Club East, Salisbury, Md	7535

\*-unacceptable as record

#### Additional All-Around Meet winners

1912	All-Around, Celtic Pk, LI, NY	James Thorpe (Carlisle)	7476.5
1951	Far West All-Around, Pasadena	Bob Richards (LAAC)	6988
1951	Special All-Around, Pasadena	Bob Richards (LAAC)	7743 *

\*-American Record

#### All-Around Record Performances

8265	Tom Pagani (NYAC) (1)	AAU, Baltimore	8/ 5/62
(AR)	(11.1 52-7½ 5-6 3:54.3 180-2½ 10-0 16.9 39-9 18-8 6:53.9)		
7925	Bill Walsh (Mt St Mary's, Md) (2),	AAU, Farmingdale	7/29/67
(CR)	(10.7 40-7½ 6-0 3:57.3 102-6½ 14-3 16.4 21-3/4 23-3½ 5:14.5)		

events: (100 yds, shot, HJ, 880 walk, 16 lb hammer  
PV, 120 yd HH, 56 lb wt, LJ, Mile run)

#### THE OLYMPIC ALL AROUND

The All-Around was part of the 1904 Olympic Program (St. Louis), with Thomas Kiely, an Irishman representing Great Britain besting five Americans. Results:

		event winners
1.	6036 Thomas Kiely, GBR/IRE	(17.8 HH, 3:39 walk, 120-7 ham, 29-3 wt)
2.	5907 Adam Gunn, USA	(40-1 shot, 9-9 PV)
3.	5813 Truxton Hare, USA	(10.8 100 yds, 5:40.0 mile, 19-11 LJ)
4.	5273 John Holloway, USA	(5-5 3/4 HJ)
5.	2199 John Grieb, USA	
6.	2078 Ellery Clark, USA	

# INDOOR PENTATHLON

The indoor pentathlon takes various forms. Each year at the annual USA vs USSR indoor dual meet a pentathlon is held. The events contested are: high jump, 60 yd. hurdles, shot put, long jump, and 600 yd. run. Scoring tables have been developed.

In addition the USTFF sponsors an Eastern Indoor championship each year.

All records apply to the former indoor pentathlon mentioned.

## Indoor Pentathlon Records

WR & AR	4155	Steve Gough (USA/CNW)	Moscow	1974
CR	3755	Fred Samara (Penn)	Richmond	1973
FR	3646	Barry Stebbins (Mt St Mary's)	Annapolis	1974

## Individual Event Records

### 60 yard Hurdles.....

WR	7.3	Nikolay Avilov (USSR)	Richmond	1973
AR	7.4	John Warkentin (Striders)	Richmond	1973
CR	7.5	Barry Stebbins (Mt St Mary's)	Annapolis	1974

### high jump

WR & AR	6-8 $\frac{3}{4}$	Ray Hupp (USA/Ohio TC)	Annapolis	1974
CR	6-6	Mark Salzman (Pac Lutheran)	Seattle	1974

### shot put

WR & AR	51-6 $\frac{1}{2}$	Steve Gough (USA/CNW)	Moscow	1974
CR	44-10 $\frac{1}{4}$	Fred Samara (Penn)	Richmond	1974

### long jump

WR & AR	24- $\frac{1}{2}$	Fred Samara (USA/NYAC)	Annapolis	1974
	24- $\frac{1}{2}$	Steve Gough (USA/CNW)	Moscow	1974
CR	23-11	Fred Samara (Penn)	Richmond	1973

### 600 yards

WR & AR	1:14.6	Brian Mondschein (Wash)	Seattle	1974
CR		(same)		

## List of American Performances

4155	Steve Gough (CNW) -74	3646	Barry Stebbins (Mt St M) -74
4045	Fred Samara (NYAC) -74	3619	Dave Stephens (MonTC) -74
4033	Steve Gough (CNW) -74	3582	Jim Baum (Ashland) -74
3933	John Warkentin (Stri) -73	3568	Sam Goldberg (unat) -74
3894	Fred Samara (NYAC) -74	3514	Brian Mondschein (Wash) -74
3813	Ray Hupp (Ohio TC) -74	3448	Mark Salzman (PLU) - 74
3770	Jeff Bannister (OTC) -74	3411	Brian Mondschein (Wash) -74
3755	Fred Samara (Penn) -73	3330	Eric Thompson (BRTC) -74
3742	Steve Cady (Drake) -74	3304	Colin Sargent (Navy) -74
3723	Dave Stephens (MonTC) -74	3268	Darl Locke (WTex TC) -74



## SECTION VI

### MISCELLANEOUS

PAGE	93	"Decathlon" by Sam Adams
	94	Letter by John Warkentin
	95-97	Ken Doherty Remembers
	98	Quiz

# "DECATHLON"

by Sam Adams

(Sam Adams was a thrower at the University of California and at one time was the best three-event thrower in collegiate history. He was fifth in the 1956 Olympic trials decathlon and held the American records for the shot and discus in decathlon competition. He now coaches at the University of California at Santa Barbara and was coach of the U.S. team in its first ever international team competition. Sam is widely respected as a knowledgeable coach and more so as a friend and supporter of decathletes.)

1. Take your marks; Get set; Gun!!! -- Drive -- pump your arms --now try to relax, get rhythm, get length -- there's the tape -- Ungh! --What was it? Deep breath, stop shaking! Relax.

2. Get your step. Concentrate on the intermediate mark. Get your knees up! Settle, drive the knee, Ungh! No height! How far? Where was my step? O.K. Let go on the next one. Ungh!! That pit is hard! No lift. Relax! Don't get out of control. Ungh!! O.K. Now you're a shot putter.

3. Feels light today. Take a deep breath. Relax. Good position and blast it. Ungh! O.K. Good start! Legs, reverse hard, follow the shot. Ungh! How far? Last one, let her go, good rhythm. Ungh!! O.K. Calm down. Relax.

4. Get your run-up. Too far out, adjust. Get erect, arms good, lead leg lift, good clearance. O.K. Trying too hard, let it happen. O.K. Damn trail leg. Get your roll off the take-off. O.K. Ungh! Ungh! Ungh! 400.

5. Bang!! I'm tired. No, feels good now. Man, is this straight long. 220 already? Work the curve. Where's the end? O.K. Now pick up the foot, keep your form, use your arms. Don't tight. There's the tape. There's the tape. Come here, tape. Unnnngggghhh! Fire! Move around. Huh! Stand up. Keep moving. Man!! How fast? Warm down good.

Drink, eat, sleep, wake up. I'm tired. Little stiff. Plenty of fluids. Eat. Time to go. Warm up good. Stretch.

6. It's all wood! Take your marks. It's all wood! Set! Bang!! Drive! Run each one. Punch it. That must be five. Keep momentum. Damn trail leg! Get it up early! Damn, Damn, Damn!!! Go to the tape, Ungh!!! Damn hurdles! I hate Em!!! Quit shaking. How fast?

7. Not bad wind. Discus feels good. Legs feel snapless. Got to relax and slow down a little. Let the legs get into it. Relax, keep erect. Get thee behind me, discus. Ungh! Good starter! Ungh!! Lost it. Ungh!!! Finally!

8. My hands are really sweaty. Step on! O.K. Drive the box, plant early. Ugh! Under, 'bout ripped my shoulder off. Ugh! Better, O.K. Don't force. Good plant! Good. Good. Don't tighten up. Blagh! Flags out. Blagh! You're a butt. Relax. Last one, an. Ugh! Good try, butt!

9. This is my event. O.K. Keep your cool. Set it high. Drive right leg. O.K. Good openers. Keep it high. Finish the throw. Ugh! One more. Flight!! Relax. Keep the point where you want it. Ugh!! Not bad.

10. What's my score so far? Should I run hard? Have to run hard. Should I warm up? Not much. Run steady pace. O.K. Set! Bang!!!Get relaxed and build. Where the hell do those guys think they're going? What lap is this? 880. Got to work this next lap. 1320 -- 330 to go. Get it up!! Can't. Yes I can!!

Thought I could. Where's the finish! No guts. Slo motion. 60 yards to go. Form! 10 to go. Unngh!!!! Crap, am I Nowhere? Walk you vegetable!! Where's the air? No legs. O.K. now..

11. Man, I can improve easy in six events. Next time I'll get that score for sure. Should have taken more fluids. I'd have been 200 points better on synthetic. Sure wasn't much of an aiding wind. Damn heat sapped me.

When's the next one?

## A LETTER FROM JOHN WARKENTIN

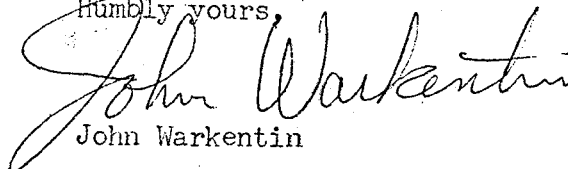
The November, 1974 TafNuts Poll gave John Warkentin one vote for a place on the 1976 Olympic team. This prompted the following response:

I took with no little interest your recent article calling for my nomination for the United States of America's Olympic Team. I immediately called a news conference to answer this. I noticed that your correspondent was not in attendance and so I feel it is my duty to personally assess you of that new briefing.

Although I have always supported the principle of freedom of the press as contained in our great Constitution, I believe your call was somewhat premature. I appreciate the one vote given me and I defend the right of each man, and woman, to freely vote as his, or her, conscience dictates. However, as of this moment, I stand by the statement released sometime ago by my press secretary that, "If nominated, I will not run, if selected I will not serve."

At the same time, though, I understand the importance of that office and reserve the right to keep a finger on the pulse of the nation. If it appears to me that three responsible candidates do not step forward to lead us during this time of great crisis, and I continue to receive the call from my many friends across this great land, I will accept my duty and sacrifice my feelings.

Humbly yours,

  
John Warkentin

## KEN DOHERTY REMEMBERS

(Ken Doherty has done as well in as many areas of track and field as any man I can think of. As a competitor, a decathlete to be sure, he twice won the AAU and was third in the 1928 Olympic Games. Ken was a top flight coach at Michigan and Penn and an outstanding meet director, demonstrating sure organization skills in producing the world's largest track meet, the Penn Relays. As an author he is perhaps the best selling American writer on the technical side of the sport, his latest widely read and widely used book being the "Track & Field Omnibook". While his achievements as athlete, coach, meet director and writer are there for all to see, his fifth field of accomplishment is less tangible but none-the-less vital and productive. For J. Kenneth Doherty remains, years after retirement from coaching and directing, an active champion of all the true, defensible values of sport. You might say, in fact, that he is one of the rare philosophers of track and field the sport has produced.

As with most pre-1950 decathletes, Doherty had limited competition. He was fourth and second in the 1927 and 1928 Penn Relays. Then he won the combined AAU-Olympic Trials in 1928, scoring 6523 points on today's tables. At the Amsterdam Olympics, August 3 and 4, Ken was third behind the world record 8053.29 (6774-62) of Finland's Paavo Yrjola and the 7931.50 of Akiiles Jarvinen, also of Finland. Doherty tallied 7706.65 (6593-62) with marks of 11.6, 21-8½, 38-10½, 5-10 7/8, 52.0, 15.8, 127-1, 10-10, 185-6 and 4:54.0. He concluded his career by winning the 1929 AAU, a unique one day affair, with 6592 (62).

Asked for some memories, turned out the following "without planning or rewriting".--B.N.)

I have no records of specific event performances but you can be sure they were not good. My forte lay in a certain consistency of performance, neither good nor bad in anything. For example, I never placed better than about 6th in any important (non-local) meet. On the other hand, in a local small-college dual meet I might score in 5-6 events. I went to Detroit City College (now Wayne University). Our coach, David Holmes, was a fine man, enthusiastic and eager to help us. But he was also coach of football, basketball and athletic director. So-o-o-o-o. Later on he did make some sequence drawings of champions (a forerunner of my Movies on Paper) which indicated an interest in techniques. But we knew little of world-level techniques.

It might be of value if I attempt to contrast the conditions and training attitudes of the 1920s with those of today. What I say applies to all the decathletes prior to about 1935. (Decathlete is a misnomer for men prior to about 1956. Such men could do 3-4 events well, so simply added 6-7 more on the day of competition. An exaggeration, but not much.)

For awhile, in non-Olympic years the U.S. decathlons were held on one day. That's a crucial difference, especially when you combine this fact with our overall belief in minimum training. Far beyond what anyone today can understand, we were MUCH more concerned with saving our energies (or with spreading the few energies we had over the 8 or so hours of 10 events) than we were with going all-out in any one event. This would be obviously true in the 400 but we also thought it necessary in the jumps. For example, in 1929 at 5000-foot Denver, I figured what I had to do in each event and still expect to win. So when I cleared 5-11 in the high jump or 21 or so in the broad jump, I stopped. It now seems incredible, but I had no misses in the pole vault up to clearing 11-7. But that was my target height so I stopped.

To have continued would have reduced later performances in the javelin and 1500--or so I believed. Sounds crazy--and it was--but no more so than the long-held convictions that strength training would lose more in muscle speed than it would gain in power, or that if we trained in terms of endurance, we would lose in speed and muscle suppleness--whatever that is!

As you read this, think of Harold Osborn's decathlon, or better, of Jim Thorpe's. When Thorpe vaulted he undoubtedly used a bamboo or solid wood pole, but his pit was turned over dirt raked smooth at ground level. It was a pit in the true meaning of the word. You dug down into the ground. In my day, they were just beginning to add sand--and half dozen bags or so--so that they were 8-10 inches above ground level. Under such conditions, Thorpe's vaulting technique gave first concern to making a safe landing. He started turning over almost immediately after leaving his take-off. Further, our runways were only 90-100 feet long. We'd "waste" the first 10-15 feet in jogging to our first mark so as to be sure to hit it exactly, giving us only about 60 feet in which to build up runway speed. We wore vaulting oxfords with a quarter-inch heel with two spikes. They prevented heel bruises but were no help in terms of runway speed.

Such primitive conditions and attitudes were present for all the vents. I have just glanced through an 1896 guidebook for track and field coaching, Track Athletics in Detail, author unnamed. I now realize more clearly than ever before that our equipment, techniques, attitudes toward strength training and endurance, amount of training, and all the rest as of about 1925-30 were much closer to the 1900s than to those of 1970. On a scale of 1 to 70, I'd judge we were really at 10-15, not much higher.

Take the javelin. In 1928 and 1929 I think I won the decathlon javelin event, somewhere around 190 feet (185-1 in 1929) I think. Run momentum was of NO significance at all. We used a back-cross method of getting into throwing position. We jogged about 20 feet to a mark at which we pulled the javelin back and crossed the right foot behind the left. The left then swung to its throwing position. Not much different from what a baseball outfielder does today. A grass runway of course, with runway meaning an area in which the grass is cut short and rolled.

But the most crucial of all was our attitude toward strength and endurance. That toward strength is the more obvious. It wasn't that we did not lift weights; we were warned against any heavy work that would build slow, heavy muscles. I remember being warned against canoe trips--"the heavy paddling and portaging will slow you down". There were exceptions to this, of course. Red Grange was renowned for his delivery of natural ice to housewives and butcher shops. I had such a job for three summers, loading our wagons at 5 a.m. with 50-60 pound pieces, then running (I mean just that) them into the home kitchens. (Most would take only about 30 pounds of course.) But many of the 50# pieces had to be lifted over my head to the man filling the butcher boxes. The door would be about 7 feet high. Or, in another instance, I worked for Michigan Motor freight lines on their loading dock. Many heavy boxes, including small boxes of brass fittings weighing 40# each. I enjoyed loading several hundreds of them into a truck. But all that was earning my way through school and had nothing to do with decathlon training.

But we shunned the whole concept of endurance, endurance as related to the 400 and 1500 but even more crucial, as related to the individual events. Technique was all-important in my training (even though my techniques were vintage 1910, we though they were crucial). My shot-putting was a la Ralph Rose (1904 and 1908 OG champ); my high jumping worse than that of

Sweeney; pole vault A. C. Gilbert (1908 Olympic winner) etc. I found out later that I could have been an excellent long-distance runner. Even though I did nothing to build endurance, I won my section in the Olympics, possibly the event. The next year I coached a high school team in cross country. I ran with the boys and soon discovered I could be with the leaders, then back with the poorer runners, then up again with the leaders, and all so easy. But of course in preparing for Denver, 1929, I cut out all such running some months before. It would slow me down! (Incidentally, I don't remember anyone warning us of the problems of altitude at Denver; we just assumed that in the 1500 you'd simply jog as fast as you could.) I do remember that having no consciousness of anything except the requirement of finishing. In 1929 it was 10 in one day. July 4 in Denver is not cool and I've never been able to take heat. Add to that, the fact Lucile and I were on our honeymoon and you have an interesting problem! But I also remember that Lucile and I attended a dance that evening (we left about 10) and the next day we took a bus ride up Long's Peak and did some easy walking and climbing on the slopes! Ah youth.

I hope I've made my point. All events, and especially the decathlon, must be judged by the conditions and attitudes of the times in which they occur. There is just no way of comparing the performances of Harold Osborn or Jim Thorpe with those of Bill Toomey. Toomey and his peers train for the decathlon. He actually competed in more than 30 of them. 99% of the old-timers were special event men who simply tried to perform in additional events on the day of competition. On the 1928 Olympic decathlon squad, Tom Churchill was a football-basketball star at Oklahoma; Jim Stewart, USC, was a high jumper; Barney Berlinger was a pole vaulter (12-10), high jumper (6-2) and shot putter (44) at Penn under Lawson Robertson who insisted on minimum work for all his track men, including Bill Carr (32 OG 400 winner) and Gene Venze (star miler in the 30s). (The belief of Robertson, twice the Olympic coach, that athletes were likely to "burn out" from overwork is thought by many to have setback U.S. track by 10 to 20 years.--B.N.)

I'm guessing that in endurance Osborn had one great advantage over others of his time. He started in high school as a distance runner (4:40 for the mile). He almost stayed with that event at Illinois.

I think Jess Mortenson holds the one-day record--8166 points in the 1931 AAU. (For years the records listed that as a one-day meet but Mortenson said it was two days.--B.N.) A most remarkable record. What were his conditions and attitudes. Someone should know. No glory, but I do hold the three-day record, 1928 final trials.

Oh, I might add two items as related to the 1928 Olympics. The Amsterdam track was of brick-dust, newly laid. Coach Schulte told me it had been finished only a few weeks before the Games. But I do know it rained hard the second day of competition, and rain on a new track was no help. We all had trouble getting off the ground in the pole vault. I doubt that I made 10 feet (it was 10-10). It destroyed Barney Berlinger's chances. I have kept my Olympic track suit and the back of the shirt and pants are still red after several dry-cleanings.

I ran with Yrjola in the hurdles. I think I did well, at least I don't recall any disappointment. But Yrjola fell or at least failed to finish. When they checked the cause they found one hurdle out of place. After some delay it was decided we must re-run the event. And all that in the rain! It must have been upsetting for all of us in that section when I think of our attitudes toward saving our energies. But I don't remember any arguments by athletes or coaches.

## QUIZ

If you want to test yourself on this group of miscellaneous decathlon questions you should cover the page with a sheet of paper. Slide it down the page, revealing one line at a time as the answers immediately follow the questions.

- Q. Which decathletes have led the world rankings more than once?  
A. Mathias 3 times; 2 each for Richards, Campbell, Johnson, Kuznyetsove, Yang, and Kirst; also 3 for Toomey.
- Q. Who is the only man to win an Olympic title in the decathlon and another event?  
A. Harold Osborn, the 1924 decathlon and high jump champ. He held world records in both events.
- Q. Which decathletes have set world records in the Olympics?  
A. Thorpe, Osborn, Yrjola, Bausch, Morris, Mathias, Avilov.
- Q. Which others have set Olympic records?  
A. Campbell, Johnson, Toomey.
- Q. Which have set neither an Olympic nor world record?  
A. Lovland, Holdorf. Also Mathias in 1948, but he got a world in 1952.
- Q. Who are the two-time Olympic medal winners?  
A. Mathias, G-1948 & G-1952; Campbell, S-1952 and G-1956; Johnson, S-1956 and G-1960; Jarvinen, S-1928 and S-1932; Walde, B-1964 and S-1968; Simmons, B-1948 and B-1952; Kuznyetsov, B-1956 and B-1960.
- Q. Which four decathletes have competed in three Olympics each?  
A. Yrjola, 9th in 1924, 1st in 1928, 6th in 1932; Kuznyetsov, 3rd in 1956 and 1960, 7th in 1964; Yang, 8th in 1956, 2nd in 1960, 5th in 1964; Walde, 3rd in 1964, 2nd in 1968, dnf in 1972.
- Q. Which decathletes have set more than one official world record?  
A. Yrjola and Johnson, three each; Sievert, Mathias, Kuznyetsov, two each.
- Q. Which countries have produced official world records?  
A. USA, 10 records by 7 athletes; USSR, 3 by 2; Finland, 4 by 2; Germany 3 by 2; Formosa 1 by 1; Estonia, 1 by 1; total 22 records by 15 men.
- Q. How many scoring tables have there been?  
A. Five. 1912, 1920 (both with fractional points), 1934, 1950, 1962.
- Q. Who has won the most AAU titles?  
A. Bill Toomey with five in a row.
- Q. Who have won both the NCAA and AAU championships?  
A. Rick Wanamaker, NCAA(1970), and AAU (1971).
- Q. Which decathletes have improved the world record by the greatest percentage in a single meet, on the 1962 tables?  
A. Osborn 6.3%, Jarvinen 3.9%, Sievert 3.6%, Mathias 3.4%, Johnson and Hodge 1.8%, Yrjola 1.6%.
- Q. Which have shown the greatest career improvement of the world record?  
A. On the then current tables, Johnson 10.1%, Mathias 7.9%, Yang 5.0%, Kuznyetsov 4.7%, Yrjola 4.4%; on the 1962 tables, Osborn 6.3%, Sievert 5.7%, Mathias 5.0%, Johnson 4.3%, Jarvinen 3.9%.
- Q. Jim Thorpe scored 8413 on the 1912 tables. How many points would that be on the other tables?  
A. 7751 on 1920; 7031 on 1934; 6265 on 1950; 6756 on 1962.
- Q. What does it take to score 1000 points in each event on the 1962 tables  
10.25, 25-11, 61-6½, 7-1½, 46.0, 13.7, 188-8, 15-8½, 265-9, 3:40.2
- Q. What is the most points scored in a single event?  
A. 1515 by C. K. Yang in the pole vault. He vaulted 15-10½ but the maximum on the 1950 tables was 1515 for 15-9 ¾.
- Q. What is the greatest number over 7000 in one meet, world and U.S.?  
A. 32 (of 68 competitors) at Nalchik, 5/31/71 and 14 in 1972 US Ol. trials
- Q. What is the highest non-winning total ever?  
A. 8219 by Bill Toomey in taking second to Russ Hodge's world record 8230.



# ADVERTISEMENTS

## DECATHLON LITERATURE

THE DECATHLON BOOK 1975. \$3.00. Results, records, stats, etc. The most complete records and results book ever published on a single event.

LITTLE RED BOOK. \$2.95. Indispensable to decathlon athletes and fans. A unique combined scoring and metric conversion table saves much time in checking scores. As a scoring table alone it is not official and does not reach the lower range of scores, but the arrangement of points and performances is such that it is much easier to read than the official tables. Also the complete new official ATFS tables for converting feet to meters and vice versa. And a host of other material of interest and value to track fans, athletes and coaches.

OFFICIAL DECATHLON SCORING TABLES \$2.95. The complete IAAF tables, from zero to 1200 points plus tables for 14 other commonly competed-in events.

DECATHLON \$3.25. Tom McNab and the British Amateur Athletic Board have produced this enjoyable and useful 72 page booklet. It covers the rules, evolution of scoring tables, physique of the decathlete, training, competition, technique, interview with Bill Toomey, and more.

All available from Track & Field News, Box 296, Los Altos, Cal. 94022. Add \$.25 for postage. Calif. residents add 6% sales tax. DECA dues may be sent at the same time but must be a separate check, payable to DECA, with address

HOW TO ORGANIZE AND RUN A DECATHLON. \$3.00 A new USTFF publication of eighty pages written by Frank Zarnowski, Mount St. Mary's College. It is designed to assist meet directors in organizing and conducting decathlons. It covers all facets of decathlon competitions such as rules, duties of officials, announcing, scoring, facilities, equipment, timing, press, keeping records, check lists, and other helpful hints and suggestions.

It may be purchased from the USTFF Executive Office, 1225 N. 10th Avenue, Tucson. Arizona 85705.

## ONE MORE LIST..... BEST PERFORMANCES BY PLACE

### UNITED STATES

2. 8219 Bill Toomey 66
- 8130 Russ Hodge 66
- 8076 Jeff Bennett 72
- 8051 Rick Sloan 69
3. 7969 John Warkentin 74
- 7852 Fred Samara 74
- 7846 Bruce Jenner 72
- 7804 John Warkentin 72
4. 7974 Jeff Bennett 72
- 7930 Steve Gough 74
- 7837 John Warkentin 74
- 7800 Steve Gough 71
5. 7786 Steve Gough 74
6. 7719 Tom Waddell 68
7. 7692 Rick Sloan 68
8. 7788 Steve Gough 74
9. 7476 Roger George 72
10. 7722 Bruce Jenner 72
11. 7427 Bill Bakley 72
12. 7622 Fred Samara 74

13. 7615 John Warkentin 74
14. 7541 Ron Evans 74
15. 6989 Ray Hupp 72
17. 7494 Rick Wanamaker 74
24. 7203 Mike Hill 74

### EUROPE

2. 8146 Yves Le Roy 74
- 8122 Hans-Joachim Walde 71
- 8111 Hans-Joachim Walde 68
- 8096 Nikolay Avilov 71
- 8061 Ryszard Skowronek 73
- 8055 Kurt Bendlin 69
- 8038 Lennart Hedmark 71
- 8035 Leonid Litvinyenko 72
- 8021 Herbert Wessel 69
- 8020 Ryszard Katus 73
- 8003 Herbert Wessel 70
3. 8132 Guido Kratschmer 74
- 8064 Kurt Bendlin 68
- 8044 Leonid Litvinyenko 71
- 8043 Heinz-Ulrich Schulze 71

- 8016 Toomas Berendsen 73
- 8013 Manfred Tiedtke 69
4. 8122 Leonid Litvinyenko 74
- 8088 Herbert Swoboda 71
5. 7950 Viktor Chelnokov 71
- 7950 Stefan Schreyer 72
6. 7949 Freddy Herbrand 72
7. 7947 Toomas Berendsen 72
8. 7861 Tadeusz Janczenko 72
9. 7752 Leonid Kaidish 74
10. 7697 Viktor Chelnokov 74
11. 7677 Regis Ghesquiere 72
12. 7675 Yves Le Roy 72
13. 7657 Boris Ivanov 72
14. 7557 Vladimir Shcherbatikh 73
15. 7537 Tadeusz Janczenko 73
16. 7520 Lech Nikitin 73
17. 7512 Leonid Litvinyenko 73
18. 7509 Helmut Kammermeier 73
19. 7489 Guido Kratschmer 73
20. 7475 Kurt-Walter May 73



# MAJOR U.S. DECATHLON MEETS, 1975

date	meet/qualifying	standard	meet director/address
March 26-27	Florida Relays	Top 20	Jimmy Carnes, Track Coach U. of Florida Gainesville, Florida 32601
April 2-3	Texas Relays	Top 12	Cleburne Price, Track Coach U. of Texas-Austin Austin, Texas 78712
April 11-12	Dogwood Relays	Top 12	Stan Huntsman, Track Coach U. of Tennessee Knoxville, Tenn. 37916
April 16-17	Kansas Relays	Top 10-12	Bob Timmons, Track Coach U. of Kansas Lawrence, Kansas 66045
April 18-19	Ohio State Relays		Bob Epskamp, Track Coach Ohio State U. Columbus, Ohio 50613
April 23-24	Penn Relays	Top 6 + 4 invts	Irv Mondschein, Asst TC Weightman Hall, U. of Penn. Philadelphia, Pa. 19174
April 23-24	Drake Relays (National USTFF)	Top 12	Bob Ehrhart, Track Coach Drake University Des Moines, Iowa 50311
April 26-27	Mt Sac Relays	Top 12	Don Ruh, Track Coach Mt. San Antonio College Walnut, Cal. 91789
May 10-11	USTFF-Eastern	6500	Frank Zarnowski, c/o faculty Mount St. Mary's College Emmitsburg, Md. 21727
May 20-21	Oklahoma USTFF	none	J.D. Martin, Track Coach U. of Oklahoma Norman, Okla. 73069
May 20-21	NJCAA	none*	Kirby Jett, P.E. Dept. San Jacinto College Pasadena, Texas 77505
May 21-22	IC4A	Top 15	John Randolph, Track Coach College of William & Mary Williamsburg, Va. 23185
May 22-23	NAIA		
May 25-26	Late Afternoon	Invt.	Sam Adams, Track Coach UCSB Santa Barbara, Cal. 93106
May 27-28	NCAA II	6300	Stan Wright, Track Coach Sacramento State U. Sacramento, Cal. 95819
May 27-28	NCAA III	5800	Paul Adams, Track Coach Baldwin-Wallace College Berea, Ohio 44017
May 30-31	Cal JC		Ray Kring, Track Coach Allan Hancock College Santa Maria, Cal. 93454
May 30-31	USTFF		Herm Wilson, Track Coach Wichita State U. Wichita, Kansas 67208
June 3-4	NCAA I	7100	Clarence Robison, Track Coach Brigham Young U. Provo, Utah 84602
June 15-16	USTFF Jr	6000	Jim Santos, c/o P.E. Dept. California State College Hayward, Cal. 94542
June 20-21	AAU Jr.	6300	Jim Santos, c/o P.E. Dept. California State College Hayward, Cal. 94542
July 12-13	AAU Sr.	7300	Sam Adams, Track Coach UCSB Santa Barbara, Cal 93106

\*-standard to be set before 1976 meet.