

WOMEN'S TRACK & FIELD WORLD

Vol. 17, No. 1

January 1984

\$1.50

DOUBLE NATIONAL
CHAMPION
BETTY SPRING

BULK RATE
U.S. POSTAGE
PAID
SAN BERNARDINO, CA 92403
PERMIT NO. 315



The only publication in the world devoted exclusively to Women's Track & Field

Reach the Peak

Economy budgets need not be left at the bottom of the hill. Check into our new school pricing policy. Now you may buy from a dealer or directly from Harry Gill.

You deserve the best for your dollars. With Gill Track and Field equipment, not only are you assured of exact specifications, but also of the quality that translates into durability and easily obtainable replacement parts. Over the long run, dollars stretch even further.

You're striving to make and break records, and we want those records to stand unquestioned. That means Gill equipment for practice as well as competition. If you're reaching for the peak with a track and field program, you'll want Gill equipment beside you.

Write for a free copy of the Gill catalog:
Harry Gill Co.
 201 Courtesy Road
 Urbana, IL 61801
 217-367-8438

GILL

ECONOMY

QUALITY

ACCURACY

PERFORMANCE

The most exacting standards in manufacturing Track & Field equipment.



WOMEN'S

TRACK & FIELD WORLD

- RESULTS
- FEATURES
- STATISTICS
- TECHNIQUE
- PHOTOS

AND MUCH, MUCH MORE

- THE ONLY PUBLICATION IN THE WORLD DEVOTED EXCLUSIVELY TO WOMEN'S TRACK & FIELD.

- PUBLISHED MONTHLY

TO: WTFW
 P.O. BOX 850
 CEDAR GLEN
 CA 92321

REGULAR
 SUBSCRIPTION \$14.

PLEASE RUSH ME A ONE-YEAR SUBSCRIPTION AT \$14. SAVE \$4 OFF NEWSSTAND PRICE.

NAME _____
 ADDRESS _____
 CITY _____
 STATE _____ ZIP _____

TO: WTFW
 P.O. BOX 850
 CEDAR GLEN
 CA 92321

ATHLETE'S
 SUBSCRIPTION \$12.

PLEASE RUSH ME A ONE-YEAR SUBSCRIPTION AT \$12. I AM A MEMBER OF THE FOLLOWING SCHOOL OR CLUB TEAM:

TEAM _____
 NAME _____
 ADDRESS _____
 CITY _____
 STATE _____ ZIP _____

CANADA & MEXICO, ADD \$2.00. FOR OTHER FOREIGN COUNTRIES, ADD \$6.00.

WOMEN'S TRACK & FIELD WORLD

Women's Track & Field World



VINCE REEL
Editor & Publisher

RICH EDE
High School Editor
(714) 624-1484

JACK WELCH
Road Running Editor
(503) 641-6453

JANE STARY
Advertising Director
(714) 624-5955

PHOTOGRAPHERS: Jeff Johnson, Bill Leung, Jr., Cindy Collins, Dodie Bump, Victor Sailer, Tony Duffy (England), Mike Bailey (Canada), Gladys Chai (Far East).

CORRESPONDENTS: SOUTH AMERICA - Gerardo Bonhoff; AUSTRALIA - Bernie Cecins; BELGIUM - Nic Lemmons; CANADA - Lyle Sanderson, Ted Radcliffe; DENMARK - Palle Lassen; CZECHOSLOVAKIA - Alfred Janecky, Milan Skocovsky; FINLAND - Torsten Lindquist; FRANCE - Andre Alberty; EAST GERMANY - Ernst Elert, Wolfgang Gitter; AFRICA - Yves Pinaud; WEST GERMANY - Heinz Cavalier, Max Heirath, Fritz Steinmetz; ASIA - Rolf Von Der Laage; GREECE - Matthew Artavans; ENGLAND - Andrew Huxtable, Mel Watman; HOLLAND - J' Koumans; HUNGARY - Gabriel Szabo; ICELAND - Oren Eidson; ISRAEL - Abraham Green; ITALY - Luigi Mengoni; JAPAN - Atsushi Hoshino, Wakaki Maeda; MALAYSIA - Gurbaksh Singh Kler; PHILIPPINES - Sy Yinchow; PUERTO RICO - Fernando Rodil; NORWAY - Erik Aarset, Einar Otto Oren; ROMANIA - Niculae Marasescu; SOUTH AFRICA - Gert Le Roux; SPAIN - Alfonso Posada Sanchez, Jose Corominas; SWEDEN - Owe Froberg; TURKEY - Turhan Goker; USSR - Anatoli Kashcheyev, Ilya Lokshin, Vladimir Otkalenko; WEST INDIES - Richard Ashenheini; YUGOSLAVIA - Leo Lang; USA - Lester B' Hansen and 1423 SID's.

WOMEN'S TRACK & FIELD WORLD is mailed third class bulk rate and is not forwardable. When you move please let us know at least 4 weeks in advance if possible.



REEL OFF

WHAT DO YOU THINK?

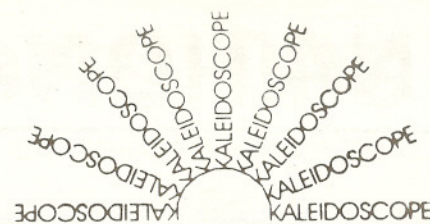
With this issue of WTFW we begin our 17th year of publication. Once devoted almost exclusively to club and AAU athletics, we now concentrate on the colleges and the NCAA. With the emphasis on the colleges and with every college with a track program receiving WTFW, we welcome your remarks and suggestions. Drop us a line and tell us what's good and what's bad and what you'd like to see in the magazine. WTFW is for you. Let us hear.

SFVR

NCAA INDOOR STANDARDS

Qualifying standards for the NCAA Indoor Track Championships have been announced. Marks must be made during the current season in indoor competition no later than the Sunday prior to the meet. Qualifying standards in oval events may not be met on banked tracks of more than 220 yards. Meet is scheduled for March 9/10 at the University of Syracuse, New York.

Event	FAT	Hand
60y	7.01	6.7
55m	7.01	6.9
440y	55.62	55.5
400m	55.32	55.2
600y	1:22.24	1:22.1
500m	1:14.09	1:14.0
880y	2:11.14	2:11.0
800m	2:10.14	2:10.0
1000y	2:33.24	2:33.1
1000m	2:47.44	2:47.3
1 Mile	4:45.14	4:45.0
1500m	4:25.14	4:25.0
2M	10:11.14	10:11.0
3000m	9:33.14	9:33.0
60yH	8.03	
55mH	8.03	
4x440	3:46.34	
4x400	3:45.14	
4x880	9:02.24	
4x800	8:59.24	
HJ	5'10 1/2	
LJ	19' 7 3/4	
SP	48'9	



Former Occidental College great Jim Cerveney is now the head coach at San Diego State replacing Fred LaPlante who is now the head coach at USC.....Maxine Underwood did not return to Houston.... Wanta run for Cal State Los Angeles? If so you'd best hit the books for they have toughened up their eligibility requirements far above the minimum listed by the NCAA.....Three Moorhead University cross country runners, Pam Harty, Jane Remark and Kay Schoening, have been named Academic All-Americans by the NAIA....BYU, never known for its fast sprinters, may just have one this time around. Angela Bridgeman, a Scotch lassie who is the British Schools record-holder at 200 meters, will toe the line for those short sprints in 1984....Speaking of Houston, their entire cross country team will return for the 1984 season....

Cal State LA's Denean Howard was selected by the Valley Press Club as "Newsmaker of the Year".....Discus ace Jan Svendsen is now a fireman (fireperson?) in Phoenix. She will continue to toss the disc....Tennessee's Kathy Hadler is expecting....At Helsinki, the Canadian women sprinters averaged .04 seconds FASTER than their 1983 bests while the other finalists averaged .15 seconds SLOWER than their 1983 bests....Ever so often some writer or statistician will come up with a chart of the top hurdlers and list their times for the 100m flat and the 100m over hurdles, list the difference and that is supposed to show who has the best and worst technique over the barrier. Not so. Any sprinter who can run the 100m in 11.0 is at a disadvantage as a hurdler as long as the hurdle spacing remains as it is. The fast sprinter must slow down to run the present day 100m hurdles....

England's Olympic team will not stay in Los Angeles. Instead they will have a camp at Point Loma College in San Diego and will come up only for their competition - or a day in advance....Big rumor going 'round that the sensational South

Continued on page 6

Cover photo of Betty Springs by Victor Sailer.

NATIONAL CHAMPIONSHIPS



The nations two top collegiate cross country teams for 1983 are shown in these fine shots by Bill Leung, Jr. On the left is the Number One team from the University of Oregon consisting of Kathy Hayes, Kim Roth, Lisa Martin, Kim Ryan, Gretchen Nelson and Claudette Groendaal, (not necessarily in that order). On the right is Number Two Stanford University of PattiSue Plumer, Michele Mason, Regina Jacobs, Cory Schubert, Allison Wiley and Ceci Hopp.

NCAA DIVISION I OREGON IN NARROW WIN

Bethlehem, Pennsylvania, Nov. 21: In one of the closest cross country championships ever, the University of Oregon emerged victorious as only 12 points separated the first five teams. Favored Stanford gave it a great effort with injured runners competing on the off chance they could pick up some points for their school, but it was not enough as the Ducks tallied 95 points for the crown to 98 for Stanford, 99 for North Carolina State, 103 for Tennessee and 107 for Wisconsin.

Stanford lost its chance when an injured Ceci Hopp, 3rd in 1982, finished 66th, Alison Wiley, 9th last year crossed in 23rd position and Michele Mason, a 16:24 5000m runner in '82, could get no better than 124th. The rest of the Cardinal crew came through as Regina Jacobs moved up from her 82' finish in 27th to 9th this year and PattiSue improved from 44th to 10th. New

Continued on page 10

NCAA DIVISION II TITLE TO CAL POLY/SLO - AGAIN

Kenosha, Wisconsin, Nov. 12: The elements at the NCAA Division II National Championships at St. Cloud, in 1982 were horrendous. No one expected a repeat performance by Mother Nature for the 1983 Championships. Good thought. But the two days preceeding this year's title race, Kenosha came up with snow, wind and freezing temperature. On race day things settled down a bit and the temperature crept up as high as 30 and the winds dropped and Cal Poly/San Luis Obispo did their thing once again.

The Mustangs' Amy Harper, who has been getting trounced by UC Davis' Pati Gray most of the year, successfully defended her individual national crown as she and Gray battled the entire distance. Harper pulled away over the final 400 meters for the win in 17:10 with Gray just four seconds to the rear.

As for the team race, it was 'no con-

Continued on page 5

NCAA DIVISION III NEUBAUER REPEATS

Newport News, Virginia, Nov. 19: Cover girl Tori Neubauer, Wisconsin/LaCrosse, successfully defended her NCAA Division III Cross Country title and this year led the Indians to the team title as well.

Neubauer's time of 16:29 was a new meet record, not too great an accomplishment when one realizes the first 69 runners broke the meet record of 18:42!

St. Thomas was second in the scoring and also provided the second place finisher in Jennifer Hintz who chased Neubauer across the line nine seconds to the rear.

RESULTS: 1-Tori Neubauer (Wis/LC) 16:29, 2-Jennifer Hintz (St. Thomas) 16:38, 3-Cindy Nagle (Claremont-Mudd-Scripps) 16:50, 4-Linda Zeman (Macalester) 16:50, 5-Melissa Lacasse (Cortland St) 16:52, 6-Julia Kirtland (Macalester) 16:55, 7-Sarah Hintz (St T) 16:56, 8-Liz Kneale (Ithaca) 17:04, 9-Denise Paull (Franklin & Marshall) 17:09, 10-Cindy Gallagher (Wis/Stevens Pt) 17:13, 11-Barbara Gubbins (Stony Brook) 17:16, 12-Alice Willis (Binghamton) 17:14, 13-Diane Weeder (SE Mass) 17:23, 14-Dorcas Denhartog (Middlebury) 17:23, 15-Donna Weeder (SE Mass)

NATIONAL CHAMPIONSHIPS

TAC CHAMPIONSHIPS

State College, Pennsylvania, Nov. 26: A couple of the smallest athletes showed the world that being big isn't necessarily being better. Betty Springs and Nan Doak went 1-2 earlier in the week at the NCAA Championships and they did it again here today. Springs, the larger of the two at 5'2/100 won over Doak who checks in at 4'11/89.

Springs was challenged for the first 1½ miles by defending champ Lesley Welch, former collegian, but Welch ran out of gas as Springs cruised by the two mile mark in a very swift 10:22. Welch

Continued on page 6



BETTY SPRINGS, North Carolina State, won both the NCAA and TAC Championships.

TAC JUNIORS

State College, Pennsylvania, Nov. 26: Kelly Madden, a 16-year old high school sophomore from St. Claire's High School in Rosindale, Massachusetts, was the solo winner in the TAC Junior Women's Championships. Madden went to the front at the gun, passed the mile in 5:36 and won by 15 seconds over Michelle Sica. Madden is 5'6/101.

RESULTS: 1-Kelly Madden (NBTC) 18:16, 2-Michelle Sica (Queen City Striders) 18:31, 2-Gina Braz (Falmouth) 18:34, 4-Cheryl Tuosto (Virginia Tech) 18:39, 5-Patty Metzler (N Car St) 19:04, 6-Holly Loht (Penn St) 19:11, 7-Lisa Frey (QCS) 19:22, 8-Anne Shafer (Penn St) 19:24, 9-Jill Robinson (QCS) 19:25, 10-Suzanne Walker (Penn St) 19:29, 11-Kristina Nagurny (James Madison) 19:30, 12-Pat Cullinane (Falmouth) 19:36, 13-Kathy Plank (QCS) 19:44, 14-Terne Block (James Madison) 19:54, 15-Lisa Poss (Penn St) 19:54. Scores, 1-Queen City Striders 48, 2-Penn State 69, 3-Renaissance AAC 117, 4-Boston International 143. Number of finishers - 36.

DIVISION II (Continued)

test' with the Mustangs scoring a low of 48 points to 92 for runner-up Holy Cross.

Looking forward to 1984 - with the meet scheduled in warmer climes at Jackson, Mississippi, be ye warned that Cal Poly returns seven of its first eight runners, (only Harper graduates), adds five All-Americans from the 1982 national championship team who have been red-shirting this season, and will undoubtedly pick up some swift freshmen and transfers. Whom do you believe will be the 1984 favorite?

RESULTS: 1-Amy Harper (CP/SLO) 17:10, 2-Patti Gray (UC Davis) 17:14, 3-Mary McNaughton (HC) 17:22, 4-Nancy Dietman (ND State) 17:28, 5-Lesley White (CP/SLO) 17:28, 6-Kristin Asp (SD St) 17:29, 7-Lisa Young (West Chester) 17:35, 8-Daria Curp (C Mo St) 17:37, 9-Lisa Koelfgen (Seattle Pac) 17:39, 10-Kathy Koudela (CS Hayward) 17:42.

11-Christine Ridenour (SE Mo St) 17:46, 12-Robyn Root (CP/SLO) 17:47, 13-Eileen O'Rourke (HC) 17:48, 14-Julie Bowers (WC) 17:50, 15-Magdalena Manriquez (CS Northridge) 17:54, 16-Michele Pingar (Kutztown) 17:55, 17-Audrey Stavrum (SD St) 17:56, 18-Bev Weiman (ND St) 17:58, 19-Juanita Vetter (Slippery Rock) 18:00, 20-Cindy Sitz (C Mo St) 18:02.

21-Marilyn Nichols (CP/SLO) 18:02, 22-Vonda Scholtz (Mankato St) 18:03, 23-Laura Shansby (SP) 18:06, 24-Susan Willis (HC) 18:08, 25-Alane Keefer (Ashland) 18:08, 26-Katie Dunsmuir (CP/SLO) 18:11, 27-Katy Manning (CP/SLO) 18:12, 28-Debbie Morris (CS Hayward) 18:12, 29-Leslie Ramstad (SP)

Continued in next column

CANADIANS WIN NAIA TITLE

Kenosha, Wisconsin, Nov. 19: Simon Fraser University, located in Burnaby, British Columbia, Canada, was an easy winner of the NAIA Cross Country Championships staged on the course of Wisconsin University/Parkside. The Clan was led by Cindy Grant, Leah Pells and Lesley Tomlinson who finished 1-3-7. Wisconsin's Marquette University was second and Portland University third as 27 schools scored.

RESULTS: 1-Cindy Grant (SF) 17:32, 2-Julie Jenkins (Adams St) 17:46, 3-Leah Pells (SF) 17:49, 4-Katie Webb (Marq) 17:54, 5-Deanna Marchello (Wis/EC) 18:00, 6-Linda Marquardt (Wis/Mil) 18:11, 7-Lesley Tomlinson (SF) 18:12, 8-Julia Schultz (Marq) 18:15, 9-Barbara Gaenslen (ND, Ca) 18:15, 10-Laurie Hottinger (Marq) 18:26, 11-Kathleen Keller (Port) 18:28, 12-Clare Krill (Port) 18:29, 13-Kristy Purdy (Pac Luth) 18:29, 14-Carolyn Shields (Wis/EC) 18:35, 15-Jenny Lamoreaux (Flagler, Fl) 18:36.

Scores, 1-Simon Fraser 58, 2-Marquette, Wis 79, 3-Portland University 88, 4-Pacific Lutheran, Wa 132, 5-Wisconsin/Eau Claire 181, 6-Adams State, Col 208, 7-Wisconsin/Lacrosse 218, 8-Moorhead State, Mn 219, 9-Wisconsin/Milwaukee 284, 9-Berry, Ga 302, 11-Western Washington 303, 12-Northern State, SD 352, 13-Manchester, Ind 378, 14-Malone, Ohio 385, 15-Jamestown, ND 387, 16-Wisconsin/Parkside 389, 17-Midland Lutheran, Nb 419, 18-New Mexico Highlands 457, 19-Hillside, Mich 479, 20-Kearney State, Nb 488, 21-Emporia State, Ks 495, 22-Park, Mo 635, 23-Westmont, Ca 641, 24-Davidson, NC 693, 25-Allentown, Pa 778, 26-Arkansas College 810, 27-St. Francis, Ill 826. Number of finishers - 232.

DIVISION III (Continued)

17:25, 16-Carolyn Cunniff (Norwich) 17:31, 17-Allegra Burton (Wesleyan) 17:32, 18-Carrie Pure (Wis/LC) 17:36, 19-Julie Reynolds (Wis/LC) 17:39,69-Sie Morton (Alma) 18:41, 70-Ellyn Block (Cortland St) 18:42.

Scores, 1-Wisconsin/Lacrosse 45, 2-St. Thomas 70, 3-Cortland State 120, 4-Franklin and Marshall 125, 5-Binghamton 151, 6-Luther 189, 7-Wisconsin/Stevens Point 191, 8-Occidental 198, 9-Fitchburg State 201, 10-Allegheny 212, 11-Mary Washington 259, 12-Alma 276. Number of finishers - 115.

DIVISION II (Continued)

18:16, 30-Michele Phipps (CS Hayward) 18:16.

31-Gail Conway (Air Force) 18:22....34-Chris Manning (CS Hayward) 18:32....47-Joy Meyen (AF) 18:51.

Scores, 1-Cal Poly/San Luis Obispo 48, 2-Holy Cross 92, 3-Seattle Pacific 110, 4-Cal State Hayward 117, 5-UC Davis 134, 6-North Dakota State 148, 7-Southeast Missouri State 162, 8-Air Force Academy 176, 9-West Chester 182, 10-Ashland 212, 11-Troy State 296. Number of finishers - 90.



Leaders at the 1½ mile mark at the NCAA Championships, left to right: Lisa Martin (812), Kathy Hayes (811), Nan Doak (4), Andrea Fischer (behind Doak), Cathy Branta (411), Liz Natale (behind Springs), Betty Springs (321) and PattiSue Plumer on the extreme right. (Victor Sailer photo).



With only 800 meters to go, leaders at the NCAA Championships were, left to right, Cathy Branta (8th), Liz Natale (4th), Kathy Hayes (3rd), Nan Doak (2nd) and Betty Springs (1st). (Victor Sailer photo).



Top 15 placewinners at the NCAA Championships, (right to left), Row 1, 1-Betty Springs, 2-Nan Doak, 3-Kathy Hayes, 4-Liz Natale, 5-Andrea Fischer, 6-Sabrina Dornhoefer, 7-Tina Krebs; Row 2, 8-Cathy Branta, 9-Regina Jacobs, 10-PattiSue Plumer, 11-Tori Neubauer, 12-Suzanne Girard, 13-Andrea Everett, 14-Margaret Davis, 15-Joan Nesbit. (Victor Sailer photo).

TAC (Continued)

eventually finished 12th as Doak moved into second with a couple of miles to go.

Springs cracked the course record by an unbelievable 41.7 seconds with her 16:30.7 clocking. Doak was also under the old mark at 16:47.2 along with two others under the record - Cathy Branta (16:52.2) and Sabrina Dornhoefer (16:56.5).

These four plus 5th and 6th placers Andrea Fischer and Kathy Hayes will be the American team for the World Championships in March. The USA is defending champions.

RESULTS: 1-Betty Jo Springs (AW) 16:30, 2-Nan Doak (Iowa) 16:47, 3-Cathy Branta (Wis. Un) 16:52, 4-Sabrina Dornhoefer (Kangaroos) 16:56, 5-Andrea Fischer (Kan) 16:58, 6-Kathy Hayes (Ore) 17:02, 7-Martha Cooksey (Un) 17:05, 8-Brenda Webb (AW) 17:06, 9-Cathie Twomey (AW) 17:08, 10-Suzanne Girard (Gtn) 17:09, 11-Kim Roth (Ore) 17:10, 12-Lesley Welch (Lib AC) 17:11, 13-Kate Ishmael (Wis. Un) 17:14, 14-Wendy Van Mierlo (Ill St) 17:15, 15-Liz Natale (Lib AC) 17:15, 16-Tori Neubauer (Wis/Lacrosse) 17:20, 17-Mary Knisley (Kan) 17:22, 18-Jill Kingsbury (Mo) 17:23, 19-Connie Jo Robinson (N Car St TC) 17:24, 20-Judi St. Hilaire (AW) 17:26, 21-Martha Shea (Boston Un TC) 17:27, 22-Jan Merrill (AGAA) 17:28, 23-Lynne Strauss (NCSTC) 17:29, 24-Amy Harper (SMTC) 17:30, 25-Gina Procaccio (Fl) 17:31, 26-Carolyn Forde (Md) 17:33, 27-Allison Quelch (Gateway TC) 17:36, 28-Shelly Steeley (Fl) 17:37, 29-Sue Addison (AW) 17:39, 30-Jenny Spangler (Iowa) 17:40, 31-Edel Hackett (Ark) 17:41, 32-Kim Ryan (Ore) 17:42, 33-Lisa Welch (Lib AC) 17:43, 34-Margaret Davis (Iowa St) 17:43, 35-Margaret Wynne (Yale) 17:44, 36-Suzanne Youngberg (Iowa St) 17:44, 37-Sue French (Tillsonberg) 17:46, 38-Joan Nesbit (N Car) 17:48, 39-Holly Murray (N Car) 17:49, 40-Monica O'Reilly (Gateway TC) 17:50....43-Jill Haworth (AW) 17:54, 44-Bonnie Sons (Iowa St) 17:55, 45-Natalie Updegrove (Penn St) 17:56....58-Sue Overby (N Car St) 18:15....62-Mary Herlihy (Lib AC) 18:21....65-Doreen Startare (Penn St) 18:26, 66-Sandra Gregg (Club Northwest) 18:27, 67-Susan Gregg (CNW) 18:30....73-Ellen Lyons (Converse) 18:38....100-Deb Vetter (Kan) 19:52.

Scores, 1-Athletics West 67, 2-Liberty AC 157, 3-Team Kangaroos 185, 4-North Carolina 305, 5-IUP Track Club 358, 6-Penn State Spiked Shoe TC 364. Number of finishers - 130.

KALEIDOSCOPE (Continued)

African Zola Budd, the shoeless one with all the world junior distance records, may enroll in a high school in the USA in order to get some competition and publicity. One source says she will enroll at a New York school, another source says in Arizona, and yet another says a mid-west state....One name I like this month - Sandy Seals of Southwest Missouri State.

CROSS COUNTRY

HARVARD WINS TRIANGULAR

Princeton, New Jersey, Oct. 21: Harvard crushed Yale and Princeton in a three mile cross country race with a low score of 25. Kate Wiley once again was the winner for Harvard as Yale's Margaret Wynne trailed by seven seconds.

RESULTS: 1-Kate Wiley (H) 16:25, 2-Margaret Wynne (Y) 16:32, 3-Kathleen Good (H) 16:44, 4-Judy Ruff (P) 16:46, 5-Lois Brommer (H) 17:12, 6-Leslie Cooper (H) 17:20, 7-Laura Paddock (Y) 17:24, 8-Sarah Krakoff (Y) 17:25, 9-Mary Beth Hogan (P) 17:27, 10-Miriam Keltz (H) 17:32.

Scores, 1-Harvard 25, 2-Yale 41, 3-Princeton 60. Number of finishers - 44.

BOSTON COLLEGE WINS

Worcester, Mass, Oct. 29: Thirty three schools gathered for the running of the New England Championships, but it was strictly a two-team race. Boston University, led by Marty Shea's course record run of 17:14.28, had the first three finishers but lost the title to cross town rival Boston College 57-63 when their fifth runner could place no higher than 43rd. The Eagles won it by placing 4-5-7-19-22.

To further establish themselves as THE power in New England, BC also captured the junior varsity crown with a low score of just 17 points as they ran 1-2-3-6-7-8 led by Audrey Norton.

RESULTS: 1-Marty Shea (BU) 17:14, 2-Linda Reddy (BU) 17:47, 3-Donna Adamoli (BU) 17:51, 4-Sharon Willis (BC) 17:57, 5-Nancy Small (BC) 17:59, 6-Anne Miller (NH) 18:00, 7-Michele Hallett (BC) 18:01, 8-Dorcus Denhartog (Md) 18:03, 9-Maria Fahy (Ct) 18:08, 10-Eloise Evans (SR) 18:12, 11-Carol Cuniff (Nor) 18:13, 12-Donna Weeder (SMU) 18:14, 13-Kerry Keenan (NH) 18:16, 14-Kristen O'Connell (RI) 18:17, 15-Diane Weed-er (SMU) 18:20.

Scores, 1-Boston College 57, 2-Boston University 63, 3-New Hampshire 101, 4-Massachusetts 151, 5-Rhode Island 199, 6-Middlebury 238, 7-Holy Cross 256, 8-Providence 274, 9-SMU 275, 10-Maine 278, 11-Vermont 289, 12-Connecticut 301, 13-Northeastern 318, 14-Bates 333, 15-Fitchburg 341, 16-Bridgewater 433, 17-Smith 453, 18-RIC 463, 19-Southern Maine 591, 20-Colby 629, 21-Bowdoin 630, 22-Westfield 655, 23-Tufts 664, 24-Eastern Connecticut 696, 25-Salve Regina 700, 26-Simmons 721, 27-Wheaton 728, 28-Mass/Boston 765, 29-Regis 810, 30-Mt. Holyoke 952, Norwich, Emmanuel and MIT did not score. Number of finishers - 204.

JUNIOR VARSITY RESULTS: 1-Audrey Norton (BC) 19:29, 2-Julie Blanchet (BC) 19:37, 3-Therese Doucette (BC) 19:51, 4-Karen Hassan (NE) 19:52, 5-Halen Dawe (Maine) 20:09. Scores, 1-Boston College 17,

2-Northeastern 63, 3-Providence 74, 4-Coast Guard 84, 5-Fitchburg 113. Number of finishers - 62.

HOLY CROSS CHAMPS

Worcester, Mass, Oct. 29: In spite of the 1-2 finish by West Chester's Lisa Young and Julie Bowers, Holy Cross University easily captured the NCAA Division II East Regional Cross Country title with a measly 32 points to 74 for the Rams. Twenty five schools participated as Eileen O'Rourke led the Holy Cross distancers with her sixth place finish.

RESULTS: 1-Lisa Young (WC) 17:32, 2-Julie Bowers (WC) 17:39, 3-Juanita Vetter (Slippery Rock) 17:49, 4-Laura Mason (E'St) 18:00, 5-Michele Pingar (Kutz) 18:04, 6-Eileen O'Rourke (HC) 18:04, 7-Mary McNaughton (HC) 18:07, 8-Susan Willis (HC) 18:08, 9-Nellie Orr (Edinboro) 18:11, 10-Julie LeClair (HC) 18:14, 11-Mary Schena (HC) 18:18, 12-Colleen Snyder (Ed) 18:19, 13-Diane Murphy (HC) 18:21, 14-Tammy Donnelly (Ind) 18:23, 15-Lorie Fleming (Army) 18:33.

Scores, 1-Holy Cross 32, 2-West Chester 74, 3-Indiana University (Pa) 80, 4-Edinboro 128, 5-Kutztown 135, 6-Army 208, 7-Navy 219, 8-Springfield 243, 9-Lock Haven 251, 10-Mt. St. Mary's 260, 11-Bentley 346, 12-Bloomsburg 350, 13-Adelphi 375, 14-Bryant 377, 15-Keene State 400, 16-Southern Connecticut 414, 17-St. Anselm 427, 18-St. Michael's 467, 19-Lowell 494, Central Connecticut, East Stroudsburg, Slippery Rock, Le Moyne, Mansfield and Southampton did not have full teams. Number of finishers - 149.



HARVARD WINS HEP TITLE

Van Cortlandt Park, New York, Oct. 28: Kate Wiley led her Harvard squad to an easy triumph at the Heptagonal Championships as she won the 5000m race in 17:26, short of her course record of 17:09. Yale's Margaret Wynne was next some 13 seconds back.

RESULTS: 1-Kate Wiley (H) 17:26, 2-Margaret Wynne (Y) 17:39, 3-Kathleen Good (H) 17:51, 4-Judy Ruff (P) 17:58, 5-O'Neil (D) 18:02, 6-Olney (D) 18:03, 7-Laura Paddock (Y) 18:05, 8-Leslie Cooper (H) 18:08, 9-Lois Bromer (H) 18:12, 10-Hay (Brown) 18:12. Scores, 1-Harvard 46, 2-Yale 72, 3-Princeton 90, 4-Dartmouth 110, 5-Brown 115, 6-Cornell 117, 7-Pennsylvania 132, 8-Columbia 258. Number of finishers - 33.

PROVENCIO POWERS UTEP

By Tracey Judd

Santa Teresa, Texas, Oct. 31: Old softball players never die.....they just change occupations. That's the story behind UTEP junior Debbie Provencio, the top finisher in the first-ever Oil Country Athletic Conference cross country meet. Provencio's number one finish helped power the Lady Miners to an over-whelming first place finish in the meet. UTEP took the top spot with 19 points, 29 points in front of runner-up UT/San Antonio. Oral Roberts was third followed by Hardin-Simmons, Oklahoma City and West Texas State.

Provencio's Cinderella story began this summer when the Las Cruces native decided against softball as a career at New Mexico State, and instead turned her interests toward the UTEP cross-country program. First year head coach Gary Mazziotti wasn't sure Provencio would even be running for the Lady Miners this season, but was, needless to say, pleased when Debbie was on hand for the fall season.

Provencio has been climbing the chart all season for Mazziotti's Lady Miners. Not a polished runner due to the fact she's only been at it for about eight months, Mazziotti claims Debbie's stick-to-it-iveness and intelligence as a runner as the main reason for her climb to the top. "Debbie doesn't have a lot of natural talent, but has more than made up for it with smart running," the coach said. Prior to her surprising number one spot at the OCAC meet, Provencio had placed in the top 10 three times in the four official meets for UTEP this season, her best performance being a fourth place out of 70 runners during UTEP's stunning victory at the Georgetown Invitation=al.

The outcome of the meet was never in doubt. The semi-expected dual for first place between UTEP and UTSA was lost in a cloud of UTEP dust at the beginning and ultimately at the end of the race. The only real question was: who would take first?

The answer was truly up in the air at about the half-mile mark when UTEP's premier runner, junior Marit Risan, went crumbling to the grass after her legs

Continued on page 8

UTEP (Continued)


cramped. The Norway native had to call it a day, and from there the outcome was anybody's guess.

Provencio came across the finish line with no one in sight save the small speck in the distance which proved to be UTEP teammate Mary Gignac. Provencio finished the 5000m course in 17:45.92, a course and meet record.

Other than Provencio's first place finish, the main surprises of the meet were the teams finishes of Oklahoma City and Hardin-Simmons. Both clubs had limited experience running this fall, with the OCAC meet being Oklahoma City's first of the season. However, both teams, made up mostly of basketball players, withstood the challenge of the 5000m course and the fast pace set by the other runners and probably exceeded their own expectations.

RESULTS: 1-Debbie Provencio (UTEP) 17:45, 2-Mary Gignac (UTEP) 18:03, 3-Eva Duran (UTEP) 18:09, 4-Gloria Mejia (UTEP) 18:36, 5-Melanie Harris (UTSA) 18:45, 6-Wendy Norman (UTSA) 18:50, 7-Laura Farias (UTSA) 18:52, 8-Tarja Nurmi (OR) 18:54, 9-Janine Walther (UTEP) 18:56, 10-Diana Trujillo (UTEP) 19:17.

Scores, 1-UTEP 19, 2-UTSA 48, 3-Oral Roberts 62, 4-Hardin-Simmons 125, 5-Oklahoma City 136, 6-West Texas State 138. Number of finishers - 38.



BELLEVUE WINS NWAACC

Eugene, Oregon, Nov. 11: With the first five finishers coming across the line only 34 seconds apart, Bellevue City College (Washington) annexed the North West community college title over host Lane 40-53. While the Lane duo of Jeanie Higinbotham and Pam Vasey was placing 1-2, Bellevue's first finisher didn't appear until fifth place, but the Helmsmen came across in a flurry after that.

RESULTS: 1-Jeanie Higinbotham (Lane) 19:04, 2-Pam Vasey (L) 19:28, 3-Cathy Santini (Green River) 19:34, 4-Ilene Park (Big Bend) 19:58, 5-Cindy Dresser (Bellevue) 20:00, 6-Windy Schmitt (B) 20:02, 7-Erin Wickham (GR) 20:08, 8-Stephanie Carey (Mt. Hood) 20:13, 9-Beckl Watson (B) 20:16, 10-Julie Zeller (Lane) 20:19, 11-Eva Silver (Spokane) 20:20, 12-Geri Volk (B) 20:21, 13-Cathy Carpenter (Sp) 20:33, 14-Janelle Allen (Sp) 20:33, 15-Terri Bennett (Sp) 20:33.

Scores, 1-Bellevue 40, 2-Lane 53, 3-Spokane 60, 4-Green River 67, 5-Shoreline 142, 6-Edmonds 174. Number of finishers - 58.

IRVINE WINS PCAA TITLE

Santa Barbara, California, Nov. 9: Up-and-coming University of California at Irvine was the winner of the Pacific Coast Athletic Association championship with a low score of 18 points. Irviners grabbed the first three places and five of the first seven.

RESULTS: 1-Lisa Gonzales (UCI) 17:49, 2-Susan Zika (UCI) 17:57, 3-Judy McLaughlin (UCI) 18:13, 4-Mary Masn (UCSB) 18:23, 5-Lorraine Mercado (UCI) 18:23, 6-Jayne Baisinger (UCSB) 18:29, 7-Jennifer Abraham (UCI) 18:49, 8-Helen Reluga (UNLV) 18:51, 9-Susan Broccoli (UCSB) 18:57, 10-Karen McGough (UCSB) 18:58.

Scores, 1-UC Irvine 18, 2-UC Santa Barbara 40, 3-UNLV 78. Number of finishers - 19.

NCAA DISTRICT V

Ames, Iowa, Nov. 12: Missouri had the stars, Iowa State had the depth and the depth paid off as the Cyclones won the District title with 39 points.

Missouri's twosome of Sabrina Dornhoefer and Andrea Fischer were 1-2 with teammate Jill Kingsbury not that far back in sixth scoring position. Best of the rest of the Tigers was Cyd Thomas who scored 21st. Meanwhile, Iowa State was doing its thing with a bunch finish at 4-5-7-10-13-14-16 as all seven entries finished in a 37 second span.

And add yet another 'meanwhile' for Kansas State who placed 3-8-9-15-17 to push Missouri back yet another notch and grab the runner-up spot.

RESULTS: 1-Sabrina Dornhoefer (M) 17:31, 2-Andrea Fischer (M) 17:35, 3-Betsy Silzer (KanSt) 17:39, 4-Margaret Davis (ISU) 17:42, 5-Bonnie Sons (ISU) 17:46, 6-Susie Hammock (Wichita St) 17:50, 7-Jill Kingsbury (M) 17:55, 8-Suzanne Youngberg (ISU) 17:59, 9-Jacque Struckhoff (KS) 18:02, 10-Barbara Ludovise (KS) 18:03, 11-Christine McMiken (OKSt) 18:06, 12-Paula Brackelsberg (ISU) 18:06, 13-Karlene Erickson (Nb) 18:07, 14-Jill Noel (Nb) 18:07, 15-Catherine Hunter (ISU) 18:08, 16-Charlotte Kaagh (ISU) 18:14, 17-Renee Williams (KS) 18:17, 18-Dawn Lentsch (ISU) 18:19, 19-Lauretta Miller (KS) 18:23, 20-Laura Wright (Nb) 18:32.

Scores, 1-Iowa State 39, 2-Kansas State 52, 3-Missouri 61, 4-Nebraska 133, 5-Colorado 142, 6-Drake 171, 7-Northern Iowa 182, 8-Kansas 192, 9-Southwest Missouri 199, 10-Southern Illinois 242. Number of finishers - 66.

NCAA DISTRICT II

Bethlehem, Pennsylvania, Nov. 12: Penn State, led by Doreen Startare's third place finish, captured the team title for the

NCAA District II. The Lady Lions scored 58 points to 76 for Villanova as fifteen colleges took part. Georgetown's Suzanne Girard won the race in 16:58, 16 seconds in front of Villanova's Mary Ellen McGowan.

RESULTS, 1-Suzanne Girard (Gtn) 16:58, 2-Mary Ellen McGowan (Vil) 17:14, 3-Doreen Startare (Penn St) 17:28, 4-Desiree Scott (Rut) 17:48, 5-Ellicia Hauber (Syr) 17:58, 6-Judy Ruff (Princeton) 17:59, 7-Elaine McGillion (St. Joseph's) 17:59, 8-Meredith White (PS) 18:00, 9-Natalie Updegrove (PS) 18:01, 10-Sue Eckel (Penn) 18:08, 11-Heidi Gerken (PS) 18:10, 12-Marian Geigsch (Cor) 18:11, 13-Sarah Day (Cor) 18:15, 14-Lauren Searby (Vil) 18:16, 15-Jody Campbell (Del) 18:17, 16-Marya Small (Gtn) 18:34, 17-Patty Bradley (Vil) 20:05.

Scores, 1-Penn State 58, 2-Villanova 76, 3-Cornell 104, 4-Princeton 142, 5-Georgetown 153, 6-Bucknell 172, 7-Pennsylvania 187, 8-West Virginia 213, 9-Syracuse 224, 10-Rutgers 226, 11-George Mason 246, 12-St. John's 270, 13-St. Joseph 297, 14-Lafayette 355, 15-Fordham 426. Number of finishers not known.

NCAA III TITLE TO TENNESSEE

Clemson, South Carolina, Nov. 12: It was a battle of the "biggies", but Tennessee made it look easy as they rolled to a clean cut win over 14 other teams to claim the NCAA District III championship.

Betty Springs of North Carolina State was the individual winner by eight seconds over Tennessee's Liz Natale as the North Carolina State crew finished in second place behind the Vols.

Clemson grabbed third and the University of North Carolina took the fourth

and last qualifying position for the Nationals. Defending National champion Virginia finished fifth and did not qualify.

RESULTS: 1-Betty Springs (NCS) 16:47, 2-Liz Natale (Tn) 16:55, 3-Tina Krebs (CI) 17:00, 4-Alison Quelch (Tn) 17:05, 5-Beth Farmer (FI) 17:13, 6-Lynne Strauss (NCS) 17:14, 7-Monica O'Reilly (Tn) 17:15, 8-Joan Nesbit (NC) 17:18, 9-Linda Detlefsen (Ga) 17:24, 10-Kerry Robinson (CI) 17:26, 11-Gina Procaccio (FI) 17:26, 12-Marisa Schmidt (Va) 17:28, 13-Connie Robinson (NCS) 17:31, 14-Holly Murray (NC) 17:36, 15-Carolyn Forde (Md) 17:44, 16-Susan Baxter (Tn) 17:47, 17-Madlyn Merreale (NC) 17:49, 18-Alisa Harvey (Tn) 17:49, 19-Carla Broricka (FIst) 17:50, 20-Shelly Steely (FI) 17:51, 21-Margaret Coomber (FIst) 17:53, 22-Judith Shepherd (CI) 17:55, 23-Michelle Rowen (Va) 18:31, 24-Mary Waldron (Va) 18:34, 25-Cindy Duarte (CI) 19:25.

Scores, 1-Tennessee 45, 2-North Carolina State 69, 3-Clemson 79, 4-North Carolina 104, 5-Virginia 141, 6-Florida 155, 7-Virginia Tech 197, 8-Georgia 219, 9-Florida State 240, 10-James Madison 241, 11-Auburn 264, 12-Alabama 281, 13-Wake Forest 327, 14-Appalachian State 350, 15-Murray State 390. Number of finishers - 111.

BYU WINS REGION VII TITLE

El Paso, Texas, Nov. 12: Brigham Young University, with three runners finishing in the top 10, easily captured the Region VII cross country title over 12 other institutions. Montana was next with 83 points, far more than BYU's winning 54.

South African Patsy Sharples showed up for a rare appearance to win the individual crown over Scotswoman Andrea Everett by four seconds in 17:33. BYU's Jill Holliday broke up the foreign contingent with her third place finish, but the overseas lassies picked up 4th, 5th and 6th places with runners from Ireland, Canada and Norway taking the honors.

RESULTS: 1-Patsy Sharples (Idaho) 17:33, 2-Andrea Everett (Wyo) 17:37, 3-Jill Holliday (BYU) 17:49, 4-Kerry May (BYU) 17:55, 5-Angela Chalmers (N Az) 18:05, 6-Marit Risen (UTEP) 18:24, 7-Gina Castagno (Mont) 18:28, 8-Janine Neeley (BYU) 18:29, 9-Rhonda Sterkenberg (N Az) 18:31, 10-Julie Benzel (Col St) 18:32, 11-Debbie Provencio (UTEP) 18:32.

Scores, 1-BYU 54, 2-Montana 83, 3-UTEP 111, 4-Idaho 122, 5-New Mexico 123, 6-Northern Arizona 160, 7-Wyoming 162, 8-Colorado State 175, 9-Idaho State 225, 10-Weber State 230, 11-Utah 264, 12-Montana State 268, 13-Utah State 380. Number of finishers not known.

NCAA DISTRICT I

Burlington, Vermont, Nov. 12: Harvard scored a one point victory over Boston U to claim the one NCAA qualifying spot. (From 'Metrack').

RESULTS: 1-Kate Wiley (H) 16:40, 2-Marty Shea (BU) 16:44, 3-Margaret Wynne (Y) 16:45, 4-Cheryl Haverstat (BU) 17:00, 5-Lindy Reddy (BU) 17:02, 6-Donna Ademoli (BU) 17:04, 7-Kathy Olney (Dart) 17:06, 8-Ellen O'Neill (D) 17:12, 9-Laura Paddock (Y) 17:17, 10-Nancy Small (BC) 17:18.

Scores, 1-Harvard 63, 2-Boston U 64, 3-Yale 81, 4-Boston College 99, 5-Dartmouth 115, 6-Brown 138, 7-New Hampshire 144, 8-Massachusetts 215

NCAA DISTRICT IV

East Lansing, Michigan, Nov. 12: Those snow maniacs from Wisconsin were right at home in East Lansing, tripping through the snow covered course with the greatest of ease for a winning score of 46 points to capture the NCAA District IV crown.

Cathy Branta led the Tegen coached group with a four second win over Iowa's Nan Doak with yet a second Iowa runner, Jenny Spangler, only a second to the rear.

Most prominent statistic of this race



Idaho's PATSY SHARPLES won the NCAA Region VII title in 17:33. (Jeff Johnson photo).

was the fact the first nine finishers were either sophomores or juniors and all will return for 1984.

RESULTS: 1-Cathy Branta (Wis) 17:52, 2-Nan Doak (Ia) 17:56, 3-Jenny Spangler (Ia) 17:57, 4-Johanna Reneke (Wis) 18:05, 5-Maureen Cogan (Ohio St) 18:07, 6-Jodie Eder (Mn) 18:14, 7-Katie Ishmael (Wis) 18:18, 8-Sue Alm (Mn) 18:19, 9-Becky Cotta (Pur) 18:26, 10-Karen Campbell (Mich St) 18:31, 11-Sara Schumacher (Ill St) 18:35, 12-Sue Bosch (Pur) 18:38, 13-Mary Shuber (Ohio St) 18:39, 14-Sonia Vinal (NW) 18:43, 15-Julie Lantis (Ill) 18:43.

Scores, 1-Wisconsin 46, 2-Minnesota 84, 3-Iowa 126, 4-Purdue 139, 5-Indiana 155, 6-Ohio State 165, 7-Northwestern 171, 8-Illinois State 176, 9-Illinois 202, 10-Bowling Green 237, 11-Ohio University 242, 12-Michigan 350, 13-Central Michigan 394, 14-Michigan State 394, 15-Eastern Michigan 398, 16-Loyola 406, 17-Toledo 441, 18-Cleveland State 466, 19-Illinois/Chicago 582, 20-DePaul 582. Number of finishers not known.

SOUTHERN CAL JC CHMPS

Oceanside, California, Nov. 12: Host Mira Cost looked to be a sure winner as the school staged the Southern California Junior College Championships. The Spartans' Mara Lazdaus, Glynn Watt and Sandy Blakeslee finished 1-2-4 to give much hope in the breast of Coach Gilbert. Alas, it was not to be. The valiant

trio failed to receive adequate support from their teammates and Mira Costa finished second to East Los Angeles by a measley two points, 55-57.

The race was won by Mt. San Antonio's Bernadette Torrez by a second over Lazdans in 16:42.5s.

RESULTS: 1-Bernadette Torrez (Mt.SAC) 16:42, 2-Mara Lazdans (MC) 16:43, 3-Glynn Watt (MC) 16:53, 4-Alexandra Aguirre (ELA) 16:59, 5-Sandy Blakeslee (MC) 17:13, 6-Autumn Bateson (Orange Cst) 17:24, 7-Mawinga Sote (Mt.SAC) 17:25, 8-Julie Vogt (El Camino) 17:30, 9-Michele McGinnis (Bak) 17:42, 10-Laura Saavedra (ELA) 17:44, 11-Lisa Bohl (Golden West) 17:45, 12-Jenny Green (ELA) 17:48, 13-Chris Ramirez (San Bernardino) 17:49, 14-Kate Johnson (Chaffey) 17:54, 15-Mandy Whistler (GW) 17:57.

Scores, 1-East Los Angeles 55, 2-Mira Costa 57, 3-Golden West 76, 4-Orange Coast 78, 5-El Camino 92, 6-Bakersfield 136, 7-Glendale 205. Number of finishers - 50.

OREGON WHIPS STANFORD

Eugene, Oregon, Nov. 12: They finally met. Stanford, the number one cross country team in the nation, and Oregon, the number two team. Now, no one knows who is really Numero Uno. Oregon won this Region 8 Title over the Indians 33-71, but the margin wasn't really that large.

Between them, Oregon and Stanford controlled the first eight places. Oregon was 1-2-6-8 and Stanford 3-4-5-7. Kathy Hayes of the Eugene crew along with teammate Lisa Martin applied the 1-2 finish for the Ducks but it was still anyone's contest with the score 17-19. New-comer Gretchen Nelson of Oregon put the finishing touch on the team battle when she crossed the line in 16th place. Stanford's fifth runner, Michelle Mason, one of the top distancers in the country these past few years, slipped to 53rd and that was that. Stanford once again ran without Ceci Hopp which is a big difference. The Cardinals were under no pressure to win this one for it was only a qualifying affair and so Ms Hopp sat out.

There were other surprises beside the team score. A surprising University of California at Irvine, under the direction of coach Vince O'Boyle, finished third and moved to the National finals. Irvine whupped such name teams as Arizona State, Arizona, UCLA, California and the Washington schools. UCLA was a very disappointing 9th in the scoring with several of their stars missing and Polly Plumer finishing 96th.

Continued on page 10



MELISSA LACASSE, Cortland State sophomore, won the NCAA Division III New York State Regional title.

CORTLAND STATE WINS TITLE

Cortland, New York, Nov. 13: Cortland State, led by Melissa Lacasse's 23 second victory margin, successfully defended its NCAA Division III New York State Regional title with a low score of 49 points. SUNY/Binghamton was next with 77 digits.

RESULTS: 1-Melissa Lacasse (C) 18:06, 2-Liz Kneale (Ithaca) 18:29, 3-Alice Willis (SUNY/Binghamton) 18:52, 4-Barb Gubbins (SUNY/Stony Brook) 18:56, 5-Nancy Nicholson (C) 19:09, 6-Marilyn Milligan (Bing) 19:17, 7-Jocelyn Seybold (Bing) 19:22, 8-M. Woodard (Fredonia) 19:29, 9-Kathy Giovanniello (Hunter) 19:34, 10-Diane Schmitt (C) 19:35.

Scores, 1-Cortland State 49, 2-SUNY/Binghamton 77, 3-SUNY/Stony Brook 103, 4-Hartwick 119, 5-Hunter 166, 6-Ithaca 197, 7-Plattsburg 191, 8-Geneseo 200, 9-Rochester 203, 10-Albany 248, 11-Buffalo State 250. Number of finishers - 79.

NAIA DISTRICT III

La Mirada, California, Nov. 12: Biola University hosted the NAIA District 3 Championships, the result of which was a very tight race between Westmont College and the College of Notre Dame located in Belmont, California. The ND twosome of Betty Gaenslen and Linda Van Housen finished 1-2 but before the Argonauts fourth runner could wander across the finish line, five members of the Westmont team had already done so. Westmont won the team gonfalon 52-53.

RESULTS: 1-Betty Gaenslen (ND) 18:09, 2-Linda Van Housen (ND) 18:48, 3-Sonja Cooper (Azusa Pacific) 19:21, 4-Judy Thomas (AP) 19:23, 5-Julie Fitch (Pt.Loma) 19:32, 6-Stacie Swanson (Wst) 19:41, 7-Maura Bookout (AP) 19:50, 8-Tammy Williamson (Wst).

20:03, 9-Jennifer Haase (Caltech) 20:03, 10-Jane Armer (Cal Lutheran) 20:22, 11-Paula McGarvey (St.Mary's) 20:28, 12-Kathy McMillion (Wst) 20:39, 13-Debbie Katekura (Wst) 20:44, 14-Kathy Stickney (PL) 20:51, 15-Kate Sullivan (ND) 21:04.

Scores, 1-Westmont College 52, 2-College of Notre Dame 53, 3-Azusa Pacific 61, 4-Point Loma Nazarene 79, 5-St. Mary's 115, 6-Caltech 137, Cal Lutheran and LA Baptist did not have a full team. Distance: Three Miles. Number of finishers - 39.

CAL STATE CC CHAMPIONSHIPS

Fresno, California, Nov. 19: Mira Costa Community College scored an upset to win the California State Community College Championship over two tough opponents, Foothill and East Los Angeles. Scores were 55-63-69.

Mara Lazdars of the victors set a new course record in winning the race at 17:55.1 but she had to hustle to stay ahead of very fast closing Bernadette Torrez of Mt. SAC who zipped past one but the winner in the final 200.

In the Division II race, Ventura CC scored a runaway victory with 37 points to 71 for Menlo Park and Monterey. Monterey's Susan Radford won the race in a fast 17:58, 17 seconds in front of runner-up Elaine Triplett of Santa Barbara.

RESULTS DIVISION I: 1-Mara Lazdars (MC) 17:55, 2-Bernadette Torrez (Mt SAC) 17:56, 3-Lori Shanoff (Santa Rosa) 17:58, 4-Alexandria Aguirre (ELA) 18:19, 5-Julie Rasmussen (Delta) 18:22, 6-Sandy Blakeslee (MC) 18:29, 7-Glynn Watt (MC) 18:35, 8-Jackie Lewis (Foothill) 18:49, 9-Jenny Green (ELA) 18:51, 10-Lisa Van Buskirk (Chabot) 18:51. Scores, 1-Mira Costa 55, 2-Foothill 63, 3-East Los Angeles 69, 4-Santa Rosa 97, 5-Golden West 101, 6-Chabot 106.

RESULTS DIVISION II: 1-Susan Radford (Monterey) 17:58, 2-Elaine Triplett (SB) 3-Kelly Buzza (Cuesta) 19:01, 4-Ali Owen (SB) 19:01, 5-Nancy Panico (Ven) 19:08, 6-Carol Mills (Ven) 19:09, 7-Gabri Zieschang (Menlo) 19:13, 8-Leslie Hawkins (Mont) 19:18, 9-Angelo Bushing (Yuba) 19:23, 10-Theresa Martin (Marin) 19:25.

Scores, 1-Ventura 37, 2-Menlo Park 71, 3-Monterey 71, 4-Marin 83, 5-Moorpark 87.

OREGON WINS (Continued)

RESULTS: 1-Kathy Hayes (Ore) 16:55, 2-Lisa Martin (Ore) 17:17, 3-Alison Wiley (S) 17:24, 4-Patti Sue Plumer (S) 17:35, 5-Regina Jacobs (S) 17:37, 6-Kim Roth (Ore) 17:41, 7-Cory Schubert (S) 17:42, 8-Kim Ryan (Ore) 17:51, 9-Renee Wyckoff (Fresno St) 17:52, 10-Lynn Nelson (AzSt) 17:56, 11-Marilyn Davis (Cal) 18:07, 12-Louise Romo (Cal) 18:11, 13-Sue Martineau (OreSt) 18:12, 14-Laura Craven (Az) 18:18, 15-Lisa Braun (WaSt) 18:18, 16-Gretchen Nelson (Ore) 18:19, 17-Lisa Gonzales (UC Irvine) 18:20, 18-Claudette Groenendaal (Ore) 18:27, 19-Judith McLaughlin (UCI) 18:28, 20-Cheryl Livingstone (WaSt) 18:28.....32-Shannon Stryker (UCLA)



Allison Gilbert's MIRA COSTA COLLEGE scored a major upset when they won the California State Junior College Championship.

34-Sandy Beach (AzSt) 18:55....41-Margaret Spotts (Cal) 19:12....53-Michele Mason (S) 19:30....62-Janis Vetter (Az) 19:45....96-Polly Plumer (UCLA) 22:08.

Scores, 1-Oregon 33, 2-Stanford 71, 3-UC Irvine 134, 4-Washington State 150, 5-(tie) Oregon State and Arizona State 156, 7-Arizona 163, 8-California 164, 9-UCLA 207, 10-UC Santa Barbara 243, 11-Washington 254, 12-Hawaii 298, 13-Fresno State 314, 14-Eastern Washington 351, 15-Santa Clara 456, 16-San Francisco State 464. Number of finishers -107.

DIVISION I (Continued)

student Cory Schubert was 31st and the first four of the Cardinals led the first four of the Ducks 50-59, but the fifth runner killed them.

Oregon, on the other hand, was doing just about what was expected of them. Kathy Hayes, 39th in '82, finished 3rd, Lisa Martin 17th, Kim Roth 27th and Kim Ryan 41st. Gretchen Nelson and Claudette Groenendaal both finished ahead of Stanford's Number 5 and that was that.

Betty Springs took the individual crown by five seconds over a surprising Nan Doak of Iowa and Hayes. with the strong Missouri duo of Andrea Fischer and Sabrina Dornhoefer grabbing the next two spots.

Division III champ Tori Neubauer placed 11th. Division II champ Amy Harper of Cal Poly/SLO, did not enter.

Interesting to note the seemingly complete switch by so many runners from their 1982 place in this same meet to their 1983 place - almost a complete reversal. For example, we have already mentioned Ceci Hopp's slip from 3rd to 66th due to injuries and Alison Wiley's slip from 9th to 23rd, but they are not alone. Here are others who moved backward: Margaret Davis (Iowa State) 5th to 14th, Kate Wiley (Harvard) 8th to 57th, Beth Farmer (Florida) 11th to 26th, Suzanne Youngberg (Iowa State) 17th to 29th, Carey May (BYU) 21st to 38th, Margaret Wynne (Yale) 26th to

DIVISION I (Continued)

42nd, Doreen Startare (Penn State) 28th to 99th and Janel Neeley (BYU) 61st to 74th.

On the other hand, those near the lower part of the scale in 1982, moved up. We have mentioned Hayes who came from 39th in 1982 to 3rd in 1983. But she was not alone in this advancement. Nan Doak (Iowa) came from 10th to 2nd, Sabrina Dornhoefer 19th to 6th, Cathy Branta (Wisconsin) 20th to 8th, Regina Jacobs (Stanford) 17th to 9th, Katie Ishmael (Wisconsin) 36th to 18th, Joan Nesbit (North Carolina) 37th to 15th, Kim Roth (Oregon) 41st to 27th, Patti-Sue Plumer (Stanford) 44th to 10th, Tori Neubauer (Wisconsin/LC) 50th to 11th, Tina Krebs (Clemson) 59th to 7th, Andrea Everett (Wyoming) 60th to 13th and Lisa Martin (Oregon) 66th to 17th.

Time Marches On!

RESULTS: 1-Betty Springs (N Car St) 16:30, 2-Nan Doak (Iowa) 16:35, 3-Kathy Hayes (Ore) 16:35, 4-Liz Natale (Tn) 16:42, 5-Andrea Fischer (Mo) 16:49, 6-Sabrina Dornhoefer (Mo) 16:54, 7-Tina Krebs (Clemson) 16:54, 8-Cathy Branta (Wis) 16:54, 9-Regina Jacobs (Stanford) 16:59, 10-Patti-Sue Plumer (Stanford) 17:00.

11-Tori Neubauer (Wis/La Crosse) 17:01, 12-Suzanne Girard (Gtn) 17:02, 13-Andrea Everett (Wy) 17:03, 14-Margaret Davis (Iowa St) 17:04, 15-Joan Nesbit (N Car) 17:05, 16-Alison Quelch (Tn) 17:05, 17-Lisa Martin (Ore) 17:08, 18-Katie Ishmael (Wis) 17:11, 19-Martha Shea (Boston U) 17:13, 20-Jenny Spangler (Iowa) 17:14.

21-Mary Ellen McGowan (VII) 17:16, 22-Jill Holiday (BYU) 17:16, 23-Alison Wiley (Stanford) 17:18, 24-Lynne Strauss (N Car St) 17:19, 25-Johanna Reneke (Wis) 17:20, 26-Beth Farmer (Fl) 17:22, 27-Kim Roth (Ore) 17:23, 28-Connie Robinson (N Car St) 17:23, 29-Suzanne Youngberg (Iowa St) 17:25, 30-Holly Murray (N Car) 17:25.

31-Cory Schubert (Stanford) 17:25, 32-Betsy Silzer (Kan St) 17:27, 33-Monica O'Reilly (Tn) 17:28, 34-Maureen Cogan (Ohio St) 17:28, 35-Jody Eder (Mn) 17:30, 36-Patti Gray (UC Davis) 17:30, 37-Patsy Sharples (Idaho) 17:31, 38-Carey May (BYU) 17:32, 39-Judith Shepherd (Clemson) 17:32, 40-Bonnie Sons (Iowa St) 17:32.

41-Kim Ryan (Ore) 17:33, 42-Margaret Wynne (Yale) 17:34, 43-Susan Alm (Mn) 17:38, 44-Desiree Scott (Rutgers) 17:39, 45-Susan Baxter (Tn) 17:40, 46-Sue Overby (N Car St) 17:41, 47-Angela Chalmers (N Az) 17:44, 48-Patty Metzler (N Car St) 17:48, 49-Kerry Robinson (Clemson) 17:49, 50-Kelly McKillen (Wis) 17:50.

51-Lisa Braun (Wa St) 17:51, 52-Gretchen Nelson (Ore) 17:51, 53-Alisa Harvey (Tn) 17:51, 54-Francine Sandoval (Iowa St) 17:51.

55-Sarah Doctor (Wis) 17:51, 56-Cyndi Anzalone (Hst) 17:52, 57-Kate Wiley (Harvard) 17:52, 58-Avril McClung (BYU) 17:52, 59-Nora Collas (Hst) 17:52, 60-Catherine Hunter (Iowa St) 17:54.

63-Claudette Groenendal (Ore) 18:00, 65-Natalie Updegrove (Penn St) 18:01, 66-Ceci Hopp (Stanford) 18:03, 72-Birgit Peterson (Ore) 18:09, 74-Janel Neely (BYU) 18:11, 77-Renee Wyckoff (Fresno St) 18:13, 82-Edel Hackett (Ark) 18:15, 88-Gina Procaccio (Fl) 18:17, 92-Kathleen Good (Harvard) 18:26, 99-Doreen Startare (Penn St) 18:34, 107-Tami Hart (Penn St) 18:51, 124-Michele Mason (Stanford) 19:40, 131-Patty Bradley (VII) 20:05, 132-Linda Detlefsen (Ga) 20:11.

Scores, 1-Oregon 95, 2-Stanford 98, 3-North Carolina State 98, 4-Tennessee 103, 5-Wisconsin 107, 6-Iowa State 137, 7-Clemson 183, 8-North Carolina 204, 9-Brigham Young 214, 10-Minnesota 244, 11-Houston 298, 12-Penn State 304, 13-Harvard 306, 14-Villanova 337, 15-Washington State 347 16-UC Irvine 390. Number of finishers - 133.

(From 'Metrack', a New York publication):

Two New York State high school graduates did well at the NCAA championships. Suzanne Girard was 13th for Georgetown, and Kim Ryan, one of the nation's leading runners at New Paltz last year, was 41st and the fourth scorer for the winning Oregon squad.

Suzanne, winner of the District meet over the same course two weekends ago, was pleased with her place (she was hoping to break into the top 15) but not with her race. "I only wish I had felt better," she said. "I was really working hard, but I wasn't going anywhere."

Over the first half of the race, Suzanne was with the lead pack which consisted of 10-12 runners closely bunched. When the pace got faster and a few runners began to break away from the pack, Suzanne "didn't feel good enough to go with them."

Part of the reason, she suggested, was she wasn't used to running against so many runners of such talent. In her previous races this fall, she said, she either won by a comfortable margin or was competitive with the leaders for much of the race.

"It was kind of a shock to get here and see so many good runners and then to have everyone running together in a pack. Maybe next year I'll try and run against better people in the early season so I'll be ready."

Kim Ryan doesn't have to worry about meeting national-caliber runners in the early season: she meets them every day in practice. This is quite a departure from her high school days when she had only her younger sister to train with and routinely won races in her area by a minute or more, but Kim has had few problems in adjusting. Simply stated, she loves it!

"That's why I went to Oregon," she explained, "to have competition. It's nice to work hard and train well and have other runners who can push you."

Still, Kim did need a short period to adapt. She started out as the seventh member on the team and recalls her first formal workout. "I said to myself,

'Are we always going to run this fast?' I'd never done that kind of work." She kept at it though, and when the big meets rolled around she was in full stride, running as fourth scorer through the final weeks.

Moving from the northeast to the northwest hasn't been a problem either. When the snow falls, she'll be able to practice cross-country skiing, an event which she won at the Empire State Winter Games as a prep.

MISSOURI'S ACE DUO

By Dolores Shearon

Juniors Sabrina Dornhoefer and Andrea Fischer are alike but different. Friends, but also competitors. And both Missouri cross country runners have big dreams - dreams that may carry them as far as the Olympics.

Dornhoefer recently won her second consecutive Big Eight title over Fischer, who had been considered the favorite after winning three of the team's four regular season meets. The two All Americans have much in common, but their backgrounds and personalities reflect a few differences.

A late starter on the high school scene, Fischer didn't run seriously until her senior year. And since her Hannibal High School didn't have a girl's cross country team, she ran with and against her male counterparts. Fischer put herself on a tough program - after working out twice a day with the boys, she would run some more during the evening on her own. After placing third or fourth on the team during most of the season, she actually placed ahead of all her teammates in one meet.

Dornhoefer started running in the 8th grade, but lived the life of an "Army Brat" her first three years of high school while her father was stationed in Germany. After he was transferred to Ft. Leonard Wood, she finished her career at Waynesville.

In addition to their unusual backgrounds, the two go about their running with different outlooks. Dornhoefer works hard at her trade, but admits that Fischer tops her enthusiasm regarding practice. Fischer's theory is, "If you can't put it all out in practice, when it comes to a race you may not be able to."

Continued on page 13

HIGH SCHOOL RESULTS By Rich Ede

E. J. HERRMANN INV

Utica, New York, Sept. 24: Heather Wynkoop (Henninger) had an easy win over 5000 meters as she clocked 18:50 to win by 44 seconds.

RESULTS, 1-Heather Wynkoop (Henninger) 18:50, 2-Belfield (Notre Dame) 19:34, 3-Gschwind (N Hartford) 19:55. Scores, 1-Nottingham 85, 2-Rome 123.

SUFFOLK COACHES INV

Kings Park, Long Island, New York, Sept. 24: Christine Curtin led Mepham (Bellore, NY) to the 'B' title in 18:56 while Herricks edged West Islip 79-83 in the 'A' race despite a 1-2 finish by West Islip's Deb Rebore (18:58) and Donna Petrsorich (19:05).

RESULTS: 'A', 1-Deb Rebore (WI) 18:58, 2-Donna Petrsorich (WI) 19:05, 3-Cindy Burger (Smithtown East) 19:23, 4-Patty Kelly (Tottenville) 19:33, 5-Vilardi (Floyd) 19:43.

'B', 1-Chris Curtin (Mepham/Bellmore) 18:56, 2-Christine Brough (Regina/Uniondale) 19:20, 3-Deb Cuttitta (Mepham) 19:31, 4-Wahl (Bayport) 19:45.

McQUAID INVITATIONAL

Rochester, New York, Oct. 1: Clarence wasn't impressed by the state's top-ranked team from Baldwinsville, knocking them off 83-87 behind Mary Pat Hickey who trimmed 27 seconds off the course record.

RESULTS: 1-Mary Pat Hickey (Clarence) 17:21, 2-Terry Mero (Baldwinsville) 17:44, 3-Graim (Williamsville North) 17:53, 4-Bonnie Gleeson (B) 18:03, 5-Heather Wynkoop (Henninger) 18:05, 6-Dudeck (Irondeq) 18:07, 7-Schwartz (Webster) 18:12, 8-Russell (Mt. Lebanon) 18:18, 9-Mary Pat Gunn (B) 18:32, 10-Hillman (Clarence) 18:34.

ST. ANTHONY INVITATIONAL

Kings Park, Long Island, New York, Oct. 1: Pearl River opened its season by claiming the win over Kings Park 5000m course. West Islip's duo of Debbie Rebore and Donna Petrsorich again went 1-2 but their team could only manage 4th place as the race looked like a replay of the Suffolk Invitational the week before.

RESULTS: 1-Deb Rebore (WI) 19:14, 2-Donna Petrsorich (WI) 19:37, 3-Cindy Berger (Smithtown East) 19:43, 4-Sue Markgras (Valley Stream Central) 19:51, 5-Patty Kelly (Tottenville) 19:53.

Scores, 1-Pearl River 88, 2-Tottenville 113, 3-Valley Stream Central 119.

EASTERN STATES CHMPS

Manhattan College, New York, Oct. 4: Janet Smith (Stevens/Edison, NJ) garnered a measure of revenge for her 1982 Kinney loss to Chris Curtin (Mepham/Bellevue, NY). Spurred by the memory of Curtin's kick, Smith blasted to a course record 14:31 over 2.5 miles at Van Cortland Park to re-establish herself as the favorite to regain the New Jersey all-group meet title which she won as a sophomore and lost last year as a junior. Second was another New Jerseyite, Stacy Bilotta (North Hunterdon/Annandale) whose 14:56 led her squad to the team title. Curtin, feeling the effects of a cold, finished 32nd, fifth on the Mepham squad.

RESULTS: 1-Janet Smith (Stevens/Edison, NJ) 14:13, 2-Stacy Bilotta (North Hunterdon/Annandale, NJ) 14:56, 3-Gina Braz (Peabody, Mass) 15:01, 4-Toni Ann Angione (Bergenfield, NJ) 15:07, 5-Christine Brough (Regina/Uniondale, NY) 15:09, 6-Jeannie LaPlace (NH) 15:20, 7-Tricia Cullinane (Falmouth, Mass) 15:23, 8-Bonnie Gleeson (Baldwinsville, NY) 15:23, 9-Terry Mero (B) 15:24, 10-Donna Petty (Valley Stream Cenral) 15:24, 11-Tracy Bigley (NH) 15:28. Scores, 1-North Hunterdon (Annandale, NJ) 56, 2-Baldwinsville (East Syracuse, NY) 111, 3-Mepham (Bellmore, NY) 128, 4-Raritan, NJ 189, 5-Maria Regina (Uniondale, NY) 222.

'A' Race: 1-Donna Patrsorich (West Islip, NY) 15:00, 2-Deb Rebore (WI) 15:07, 3-Cindy Burger (Smithtown East) 15:27. Scores, 1-West Islip 96.

'B' Race: 1-Pam Hoviaras (Randolph, NJ) 15:08, 2-Kathy Franey (Massapequa, NY) 15:28. Scores, Bronxville 159.

'C' Race: 1-Jeanine Radice (St. Joseph Sea, NY) 15:21, 2-Cindy Sladek (Dougherty/Philadelphia, Pa) 15:26. Scores, 1-North Rockland, NY 95.

FAYETVILLE-MANLIUS INV

Manlius, New York, Oct. 15: Baldwinsville, behind the 1-2 of Terry Mero and Bonnie Gleeson, scored only 30 points for an easy team win.

RESULTS: 1-Terry Mero (B) 18:21, 2-Bonnie Gleeson (B) 18:23, 3-Purtell (Oswego) 18:44, 4-Heather Wynkoop (Henning) 18:48, 5-Mary Pat Gunn (B) 18:51.

Scores, 1-Baldwinsville 30, 2-Central Square 86.

Race 2: 1-Shanahan (Dewitt) 18:50, 2-Franklin (Homer) 18:53. Scores, 1-Grimes 151, 2-Cortland 155.

GOLDEN APPLE

Van Cortland Park, NY, Oct. 15: 13-year old frosh Christine Gentile (Babylon) clocked 18:49 over the 5000m course to win the Golden Apple title by 40 seconds. Padua (Wilmington, Del) claimed the team title.

RESULTS: 1-Christine Gentile (Babylon) 18:49, 2-Trippetti (Hatboro/Horsham, Pa) 19:30, 3-Donna Daley (Centereach) 19:32, 4-Johnson *Stuyvesant) 19:33, 5-Highman (Hatboro) 29:04. Scores, 1-Padua (Wilmington, Del) 60, 2-Hatboro (Horsham, Pa) 64.

BALDWINSVILLE THE BEST

Manlius, New York, Nov. 19: Baldwinsville of East Syracuse didn't have to travel far to gain the state's top honors. The school, which finished second last year, scored 96 points with Bonnie Gleeson leading the way in third and Terry Mero placing sixth.

Defending champion Mepham, running without Chris Curtin, placed fourth. The second place finisher was Washingtonville with 114. North Rockland was third with 143.

Curtin, last year's winner, interrupted her cross country season in order to rest and train for the indoor season.

Clarence, the NY Class A champion, finished a disappointing seventh. Mary Pat Hickey led the squad with her individual triumph clocking 18:43.7.

In the Sophomore Division, Jeanine Radice from St. Joseph's in Staten Island was the winner, clocking 19:11.

RESULTS: 1-Mary Pat Hickey (Clarence) 18:43, 2-Carol Parletti (War) 18:52, 3-Bonnie Gleeson (BV) 18:57, 4-Christine Brough (Reg) 19:07, 5-Laura LaMena (Shaker) 19:12.

Scores, 1-Baldwinsville 96, 2-Washingtonville 114, 3-North Rockland 143, 4-Mepham 190, 5-Pearl River 199. 34 teams scored. (From 'Metrack').

NEW JERSEY GROUP MEETS

November 12: Janet Smith (North Edison) left little doubt who was the class of the field as she absolutely demolished the Group IV field, winning by a minute and 24 seconds. In Group III, Toni Ann Angione (Bridgefield) defeated frosh Missy Duchini (Wine Valley) with North Hunterdon's Stacy Bilotta out with the flu.

RESULTS: Group IV, 1-Janet Smith (North Edison) 17:56, 2-Lori Watson (Cherry Hill) 19:18, 3-Suyong Jenrette (Pemberton - frosh) 19:44, 4-Milton (NE) 19:49, 5-Engle (Marlboro) 19:55; Scores, 1-Shawnee 120, 2-Kennedy 134.

Group III, 1-Toni Ann Angione (Bridgefield) 18:46, 2-Missy Duchini (Wine Valley - frosh) 19:03, 3-Jeanne LaPlaca (NH - frosh) 19:10, 4-O'Brien (South Brunswick) 19:27, 5-LeFrancis (West Morris) 19:28; Scores, 1-North Hunterdon 36, 2-Raritan 92.

Group II, 1-Madeline Nagy (Caldwell) 19:36; Scores, 1-Holmdel 86, 2-Somerville 110.

Group I, 1-Jenny Rahn (Bernards) 20:00; Scores, 1-Bernards 23, 2-Haddonfield 90.

Parochial 'A', Lesley Gale (St. John Vianney) 19:58; Scores, 1-SJV 58, 2-Paul VI 76.

Parochial 'B', Sue Ashmore (Mater Dei) 20:35; Team, Mater Dei.

CALIFORNIA SOUTHERN SECTION CHMPS

Walnut, Cal Nov. 19: Kirsten O'Hara (Palos Verdes) raced to a 75 second win at the California Interscholastic Federation Championships in the 4A Division, outpacing Tustin's Donna Scott over the hilly Mt. San Antonio College course. O'Hara's margin helped Palos Verdes to the fifth fastest team time ever at Mt. SAC (95:01), but Tustin's placings won the meet 54-81. Second best time of the day belonged to Sylvia Mosqueda (San Gabriel) running as an individual entry in the 3A race. Mosqueda's 17:53 was the only other sub-18 time. El Dorado claimed the 3A title with a 4-5-6 blanket finish in 18:39.

RESULTS: 4A, 1-Kristen O'Hara (PV) 17:17, 2-Donna Scott (Tustin) 18:32, 3-McCarty (Buena/Ventura) 18:38, 4-Morris (Newport Harbor) 18:47, 5-Donohue (Torrence) 18:47, 6-Cox (Foothill/Santa Ana) 18:59, 7-Fuess (Westlake) 19:00, 8-Snyders (Edison/Huntington Beach) 19:00. Scores, 1-Palos Verdes 54, 2-Tustin 81.

3A, 1-Sylvia Mosqueda (San Gabriel) 17:53, 2-Rizzo (Hart) 18:08, 3-Daly (Mission Viejo) 18:11, 4-Goode (Arlington/Riverside) 18:27, 5-Claire Fiet (Mater Dei/Santa Ana) 18:31, 6-Escobosa (El Dorado/Placentia) 7-Cooper (El Dorado) 18:39, 8-Rosapajla (El Dorado) 18:39, 9-Hutchinson (Mission Viejo) 18:55, 10-Hays (Rowland) 19:00, 11-Maldonado (Bishop Amat/La Puente) 19:00. Scores, 1-El Dorado 67, 2-Mission Viejo 81.

2A, 1-Plante (Arroyo Grande) 18:32, 2-DeSantiago (Ontario) 18:45, 3-Oslonker (South

Hills) 18:46, 4-Loveall (Lompoc) 18:46. Scores, 1-Lompoc 85.

1A, 1-Almendariz (St. Monica/Santa Monica) 19:02. Scores, 1-Moro Bay 62.

CALIFORNIA SAN DIEGO SECTION CHMPS

Lakeside, Cal, Nov. 23: Mt. Carmel's section 400 meter champion Leslie Noll won the 3A race in 12:00 over Santana's Laura Cook (12:01), but Orange Glen's (Escondido) Pauline Stehly claimed the fastest 3000 of the day (11:50) as cross-town rival Sharon Lewis (San Pasqual) ran a 12 flat second place. This season was Noll's first cross country experience and Stehly is the only athlete to defeat her.

RESULTS: 3A, 1-Leslie Noll (Mt. Carmel/Poway) 12:00, 2-Laura Cook (Santana/Santee) 12:01, 3-Eager (Vista) 12:03, 4-Nichols (Vista) 12:10, 5-Johnson (Helix/La Mesa) 12:21, 6-Moser (Helix) 12:22, 7-Fedorchak (Fallbrook) 12:23, 8-Sheflo (Poway) 12:26, 9-Bates (Mira Mesa) 12:27, 10-Arreola (Grossmont) 12:27. Scores, 1-Vista 64, 2-Mira Mesa 107.

2A, 1-Pauline Stehly (Orange Glen/Escondido) 11:50, 2-Sharon Lewis (San Pasqual/Escondido) 12:00, 3-Gorman (Bonita Vista) 12:04, 4-Riker (Escondido) 12:09, 5-Brooks (Bonita Vista) 12:11, 6-Nugent (Torrey Pines) 12:14, 7-Guevarra (Chula Vista) 12:21, 8-Eckstein (Valhalla) 12:23, 9-Krumweide (Val) 12:28. Scores, 1-Valhalla 72, 2-Bonita Vista 74, 3-San Pasqual 78, 4-Torrey Pines 83.

1A, 1-Katherine Riddle (Coronado) 12:21, 2-Tara McElhaney (Clairemont) 12:23. Scores, 1-El Camino 66, 2-Coronado 77, 3-Ramona 77.

JANET SMITH WINS REGION

Van Cortland Park, New York, Nov. 26: Janet Smith, three-time New Jersey all-group champion from J.P.Stevens in Edison, remained undefeated this season, clocking 17:08 over the 5000m course to win the Kinney Northeast Regional Meet.

Second was Cathy Schiro, a junior at Dover HS in New Hampshire who set a US age-16 record for the half-marathon last September.

Smith, a 17-year old senior, ran in the last two national finals, placing fifth both times. She was runner-up in the regional meet the last two years.

RESULTS: 1-Janet Smith (NJ) 17:08, 2-Cathy Schiro (NH) 17:39, 3-Missy Duchini (NJ) 18:11, 4-Stacy Bilotta (NJ) 18:17, 5-Renee Harbaugh (Pa) 18:21, 6-Tracy Bowers (Pa) 18:24, 7-Vanessa Thompson (Ct) 18:30, 8-Kris Ryan (NY) 18:30, 9-Carol Parietti (NY) 18:31, 10-Michele Eitapence (Vt) 18:38. (From 'Metrack').

KINNEY WESTERN REGIONAL

Fresno, California, Dec. 3: Kirsten O'Hara (Palos Verdes) proved her Southern Section CIF win no fluke as she demolished an excellent field over the scenic Woodward Park 5000m course. In the midst of a wet California weekend, the closest thing to a California State meet lived up to expectations. O'Hara ran 17:25 for a 26 second win.

RESULTS: 1-Kirsten O'Hara (Palos Verdes) 17:25, 2-Laura Finkner (Davis) 17:51, 3-Sylvia Mosqueda (San Gabriel) 17:56, 4-Sientz (Lewis & Clark, Spokane, Wa) 17:59, 5-Plante (Arroyo Grande) 18:00, 6-Clark (Mountain View) 18:01, 7-Mason (Klamath Falls, Ore) 18:02, 8-Jarvis (Havre, Mont) 18:07.

MISSOURI TWOSOME (Continued)

The extra-vigorous training has certainly helped Fischer, but has contributed to injuries, too. She was red-shirted last fall because of running related problems, the biggest one being tendinitis in her lower right leg.

While her teammate was plagued with medical problems, Dornhoefer worried about the departure of Coach Dick Weis. She says she almost considered not returning to Missouri. The arrival of Lou Duesing, Weis' replacement, alleviated those fears. "I was glad when Coach Duesing told us how he operates. I was afraid of bad coaching - how some of them will have you peaking too soon and falling when the big meets come."

Barring any injuries, the two plan to attend the Olympic Trials this spring, but with realistic goals. Each says she would like to qualify for the final heat in the 3000m run, (the longest distance race on the track for women), and possibly make the American team for the 1984 Games. Meanwhile they say their biggest goal is to secure a team win for Missouri at the District 5 Championships on November 12, enabling the entire team to compete in the NCAA Nationals on November 21.

(Ed. note: Missouri did not qualify for the NCAA Championships finishing third at the District V Meet in spite of the 1-2 finish of Dornhoefer and Fischer. At the NCAA Championships, Fischer finished 5th, Dornhoefer 6th. At the TAC Championships, Dornhoefer finished 4th, Fischer 5th, both runners making the US team for the forthcoming World Championships in March.)

CADY IS BEST ALL-AROUND THROWER

Stanford's Carol Cady came up with three all-time personal best during the 1983 season to become this nation's best All-Around Thrower. Cady's performances were 56'6 $\frac{3}{4}$ " in the shot, 207'8" in the disc and 159'11" in the javelin for a total of 424 feet and 3013 points on the International Scoring Table. Only two other athletes had combined marks beyond 400 feet. Denise Wood, Knoxville TC, who placed second in the point scoring with 2923 points had a total of 403 feet and Houston's Dana Olson, tied for 5th with 2796 points, totaled 407 feet - but 195'0" of that total came in the javelin where a foot means less than in the shot. Compiling these statistics has been done by Joan Stratton. If you or one of your athletes should be on this list, write to her at Department of Surgery, Dartmouth Hitchcock Medical Center, Hanover, NH 03755. Also send any additions or corrections to her.

Name & Affiliation	Shot	Discus	Javelin	Feet	Points
1-Carol Cady (Stanford)	56' 6 $\frac{3}{4}$ (83)	207' 8 (83)	159'11 (83)	424	3013
2-Denise Wood (Knox TC)	56' 8 $\frac{1}{2}$ (83)	189' 4 (83)	157' 4 (83)	403	2923
3-Cindy Crapper (Ky/Can)	53' 7 $\frac{1}{2}$ (83)	166'11 (83)	181'10 (82)	398	2873
4-Julie Jones (BYU)	50'11 $\frac{1}{2}$ (82)	177' 8 (83)	169' 4 (83)	397	2843
5-Dana Olson (Houston)	45' 6 (80)	166' 9 (82)	195' 0 (82)	407	2796
Pat Walsh (Tn/Ire)	51'11 $\frac{1}{2}$ (83)	187' 2 (82)	147'11 (82)	387	2796
7-Bonnie Dasse (Cal)	54' 7 $\frac{1}{4}$ (83)	156' 0 (83)	158' 7 (83)	369	2739
8-Susie Ray (UCLA)	49' 3 $\frac{1}{2}$ (81)	151' 8 (81)	179' 8 (83)	380	2717
9-Mary Hyden (Mo)	53' 4 (82)	169' 5 (83)	140'11 (82)	363	2704
10-Lorna Griffin (AW)	58' 5 $\frac{1}{4}$ (83)	207' 5 (80)	89'10 (83)	355	2697
11-Jacque Nelson (UCLA)	49' 3 (81)	151' 2 (81)	173'11 (80)	374	2690
12-Cecil Hansen (Ok/Nor)	53'10 $\frac{1}{2}$ (81)	152'11 (81)	152' 8 (81)	359	2684
13-Robin Small (Nb)	49'11 $\frac{3}{4}$ (?)	167' 7 (82)	141'11 (80)	359	2655
14-Peggy Pollock (CSLB)	57' 0 $\frac{3}{4}$ (83)	143' 5 (83)	141'10 (82)	342	2639
15-Kate Schmidt (PCC)	42' 7 (?)	116' 8 (82)	227' 5 (77)	386	2636
16-Victoria Gay (Tx Sth)	48' 2 $\frac{3}{4}$ (83)	181' 8 (83)	131' 1 (83)	360	2630
Marilyn Senz (Penn St)	47' 6 $\frac{3}{4}$ (?)	151' 5 (83)	166' 2 (83)	365	2630
18-Carla Garrett (NM HS)	51' 1 $\frac{3}{4}$ (83)	168' 2 (83)	133' 5 (82)	351	2610
19-Ramona Pagel (CSLB)	54' 9 $\frac{1}{2}$ (83)	165' 9 (81)	118' 7 (82)	339	2603
20-Sherry Calvert (Un)	40' 9 (?)	135' 0 (?)	207'11 (78)	383	2590
21-Darlene Ourso (Hst)	45' 5 (79)	151' 9 (81)	158' 0 (81)	355	2560
22-Jodi Smith (W.Va)	47' 2 (82)	153' 5 (82)	145' 3 (82)	345	2542
23-Sue Doucette (Id.St)	48' 2 $\frac{1}{2}$ (82)	153' 7 (83)	140' 0 (80)	341	2537
24-Nini Davis (PAL)	53' 1 (83)	147' 8 (83)	127' 7 (?)	328	2530
25-Pia Iacovo (AI)	49'11 $\frac{3}{4}$ (83)	192' 1 (83)	95' 5 (?)	337	2523
26-Rena Antanellis (Rand TC)	43' 9 (81)	146' 6 (80)	162' 2 (81)	352	2521
27-Bonnie Tamis (Kent St)	48'10 (82)	165'10 (82)	118' 6 (81)	333	2504

GEORGE MASON 'LID LIFTER'

Fairfax, Virginia, Dec. 4: 1984 is going to be a fantastic year for women's track and field if the results from the George Mason "Lid Lifter" Meet mean anything. Some outstanding early season marks were turned in including a 38.5 300 meter by Morgan State's Janet Dodson, a 55.7 clocking for 400 meters by Michelle Collins of Delaware State, a 1:32.9 over 600 meters by Lorraine Dortch (Delaware State) and Jeannette Palmer (Hampton) and a swift 1500 led by Villanova's Mary Ellen McGowan in 4:26.5.

55m, 1-Eldece Clark (Hampton) 6.9, 2-Sherri Funn (Ms Int) 6.9, 3-Ramona Riley (Morgan St) 6.9, 4-Renita Dingle (Ms Int) 7.0; 55mH, 1-Thomassina Busch (Hampton) 8.0, 2-Santa Williams (Hampton) 8.2 (8.1h), 3-Sharnet Rowlan (JM) 8.2; 300m, 1-Janet Dodson (MS) 38.5, 2-Sherri Funn (Ms) 39.0, 3-Terri Dandy (GM) 39.7, 4-Ramona Riley (MS) 40.1.

400m, 1-Michelle Collins (Del St) 55.7, 2-Zanderland Dixon (MS) 56.6, 3-Vernonica McIntosh (VII) 57.1; 600m, 1-Lorraine Dortch (Del St) 1:32.9, 2-Jeannette Palmer (Hamp) 1:32.9, 3-Debbie Grant (VII) 1:33.3, 4-Joanne Kehs (VII) 1:33.6; 800, 1-Wanda Trent (Ms).

2:12.0, 2-Mary Ellen McGowan (VII) 2:12.6, 3-Patty Bradley (VII) 2:13.4, 4-Katy O'Hern (Penn) 2:14.4, 5-Beth Lyons (VII) 2:14.6.

1500, 1-Mary Ellen McGowan (VII) 4:26.5, 2-Debbi Roberson (Ms) 4:36.9, 3-Marya Small (Gtn) 4:39.6, 4-Sue Eckel (Penn) 4:40.2, 5-Patty McClusky (Penn) 4:40.5; 3000, 1-Melissa Grubb (VII) 10:02.3, 2-Lauren Searby (VII) 10:02.4, 3-Colleen Gallagher (VII) 10:14.0.

4x400, 1-Morgan State 3:47.0, 2-Delaware State 3:47.5, 3-Howard State 3:48.0, 4-Villanova 3:50.2; HJ, 1-Wanda Johnson (MS) 5'8, 2-Michelle Payne (Penn) 5'6, 3-Lynn Henry (MS) 5'6; LJ, 1-Brenda Bailey (Howard) 19'8 $\frac{3}{4}$, 2-Lisa Diggs (JM) 18'8 $\frac{3}{4}$, 3-Teresa Allen (Howard) 18'6 $\frac{1}{2}$; SP, Sherry Green (MS) 42'5; TJ, 1-Gibson (Howard) 34'6 $\frac{3}{4}$.

SETON HALL INDOOR

South Orange, New Jersey, Nov. 19: Seton Hall University staged its 12th Annual Indoor Invitational to kick off the 1983-4 season with Zonya Cross' 8.2 clocking for the 55m hurdles the best mark of the competition.

RESULTS: 55mH, 1-Zonya Cross (South Jersey Tech) 8.2, 2-Beryl Roman (Un) 8.9; Mile, 1-Diedra Best (BOHAA) 5:33, 2-Doreen Best (BOHAA) 5:33; 440y, Doreen Best 60.8; 880, Diedra Best 2:25.9.

FLASH! JANET SMITH WINS KINNEY NATIONALS

San Diego, California, Nov. 9: Janet Smith of Stevens High School in Edison, New Jersey, destroyed the field at the Kinney National High School Cross Country Championships winning the race in 16:43, 34 seconds in front of the runner-up Straza.

Teams scores found the Northeast winning and the West finishing last. Complete results in next month's issue.

RESULTS: 1-Janet Smith (NJ) 16:43, 2-Straza (III) 17:17, 3-Kathy Schiro (NH) 17:25, 4-Smith (Tx) 17:34, 5-Kristen O'Hara (Cal) 17:38, 6-Thompson (Ct) 17:45, 7-Robertson (Va) 17:46, 8-Harbaugh (Pa) 17:46, 9-Moore (Tx) 17:47, 10-Driscoll (Ill-fresh) 17:48. Stacey Zartler (Tx) did not finish.

Scores, 1-Northeast 30, 2-Midwest 52, 3-South 62, 4-West 74.

ARAB RESULTS

Amman, Jordan, Aug. 20/22: In a rare gathering of Arab female athletes, Algeria and Tunisia each won six events to dominate the festivities. Seven nations took part including Iraq, Syria, Lebanon, Morocco and host Jordan. Morocco athletes captured all three weight events. There were three double winners. Algeria's Raschida Ferdjaoui won both sprints, Sara Touibi of Tunisia took the 400 and 800 and countrywoman Sabah Ben Nasr won the 1500 and 3000 as well as picking up a third in the 800.

RESULTS: 100 (+2.72), 1-Raschida Ferdjaoui (Alg) 12.16, 2-Fatima Mefti (Alg) 12.52, 3-Intisar al Khafagi (Iraq) 12.65; 200, 1-Raschida Ferdjaoui (Alg) 25.14, 2-Salma Anan (Tun) 25.74, 3-Soud Shouder (Alg) 25.79.

400, 1-Sara Touibi (Tun) 56.3, 2-Dallia Harek (Alg) 57.6, 3-Wisal Mahmoud (Iraq) 60.1; 800, 1-Sara Touibi (Tun) 2:09.05, 2-Dallia Harek (Alg) 2:11.41, 3-Sabah Ben Nasser (Tun) 2:12.24.

1500, 1-Sabah Ben Nasser (Tun) 4:34.92, 2-S. Jaloul (Alg) 4:40.37, 3-Hala Moughrabi (Syr) 4:45.74; 3000, 1-Sabah Ben Nasser (Tun) 10:31.51, 2-Hala Moughrabi (Syr) 10:40.64, 3-Amina Odeh (Jor) 10:46.19.

400H, 1-Basma Gharbi (Tun) 63.63, 2-Karima Henni (Alg) 66.84, 3-Rana Fada (Jor) 74.68.


HJ, 1-Kawther Akreml (Tun) 5'7 $\frac{1}{4}$, 2-Nassere Aschir (Alg) 5'5, 3-Mobarka Hititou (Mor) 5'3; LJ, 1-Dallia Talbel (Alg) 19'5, 2-Kawther Akreml (Tun) 19'0 $\frac{3}{4}$, 3-Basma Gharbi (Tun) 18'5 $\frac{1}{4}$.

SP, 1-Soud Mallouli (Mor) 50'9, 2-Aicha Dahmou (Alg) 44'9 $\frac{1}{2}$, 3-Fatiha Larab (Alg) 43'4 $\frac{1}{2}$; DT, 1-Zubelda Layouni (Mor) 156'11, 2-Aicha Dahmou (Alg) 140'7, 3-Jamila Ait Dib (Alg) 135'0; JT, 1-Fatiha Beimgagher (Mor) 151'0, 2-S. Djemaa (Alg) 144'5, 3-Noura Kedideh (Alg) 138'5.

Heptathlon, 1-Nassera Aschir (Alg) 5075, 2-Z. Mina (Leb) 4577, 3-Rana Fedah (Jor) 2787.

4x100, 1-Algeria 47.65, 2-Tunisia 48.89, 3-Iraq 49.02; 4x400, 1-Algeria 3:49.66, 2-Tunisia 3:49.76, 3-Iraq 4:04.32.

This publication
is available in microform.



University Microfilms International

Please send additional information
for _____

(name of publication)

Name _____

Institution _____

Street _____

City _____

State _____ Zip _____

300 North Zeeb Road
Dept. P.R.
Ann Arbor, Mi. 48106
U.S.A.

30-32 Mortimer Street
Dept. P.R.
London W1N 7RA
England

1983 OUTDOOR MARKS

(Send additions/corrections to PO Box 850, Cedar Glen, Ca 92321)

†=Not a US citizen
h=Made in trial heat
q=Made in quarter final
s=Made in semi final
H=Made in heptathlon
t=Tie
Q=Made in qualifying round
@=Intermediate time

100 METERS (*=Hand time +0.24)

10.79	(1) Evelyn Ashford (MedTC)	Colorado Springs	7-03
10.94	(2) Diane Williams (CSLA)	Colorado Springs	7-03
11.06	(2) Florence Griffith (UCLA)	Brussels	8-26
11.07	(1) Merlene Ottey† (Nb/Jam)	Lincoln	5-06
11.08	(1) Alice Brown (WAC)	Los Angeles	6-25
11.11	(3) Jackie Washington (Hst)	Colorado Springs	7-03
11.17	(4) Wendy Vereen (NJ HS)	Colordao Springs	7-03
11.23s	(1) Chandra Cheeseborough (AW)	Indianapolis	6-18
11.24	(1) Gwen Loud (Hawaii)	Honolulu	4-27
11.24	(1) Lelith Hodgson† (LATC/Jam)	Walnut	5-30
11.27h	(1) Grace Jackson† (Atoms/Jam)	Munich	7-26
11.28	() Randy Givens (FIS)		
11.30	(1) Brenda Cilette (FIS)	Knoxville	5-21
11.34*	(1) Angela Williams† (NYHS/Tri)	Nashville	4-09
11.34*	(1) Jennifer Inniss† (CSLA/Guy)	Irvine	5-07
11.35	(4) LaShon Nedd (UCLA)	Berlin	8-17
11.39	(5) Valerie Briscoe (WAC)	Brussels	8-26
11.43	(1) Marita Paynet† (FIS/Can)	Tallahassee	4-02
11.43	(2) Angela Thacker (Nb)	Lincoln	5-06
11.44*	(1) Benita Fitzgerald (Tn)	Austin	3-26
11.44*	(2) Jackie Pusey† (LATC/Jam)	Irvine	5-07
11.44*	(3) Lisa Hopkins (LATC)	Irvine	5-07
11.45	(1) Sharon Ware (Az St)	Tucson	5-14
11.48	(1) Jeanette Bolden (UCLA)	Walnut	4-24
11.48	(5) Michelle Glover (Hst)	Colorado Springs	7-03
11.49	(6) Dawn Sowell (Ps HS)	Colorado Springs	7-03
11.51h	(1) Jeri Domes (Mankato St)	Moorhead	5-06
11.52	(7) Elaine Jones (Iowa TC)	Colorado Springs	7-03
11.53h	(2) Rufina Uba† (Mo/Nlg)	Houston	6-01
11.53h	(3) Donna Dennis (Wash)	Houston	6-01
11.54*	(1) Alicia McQueen (Wich.St)	Fayetteville	3-26
11.56	(2) Sandra Howard (LATC)	Tempe	3-19
11.56	(2) Barbara Bell (New Mex)	Walnut	4-23
11.56	(2) Michelle Finn (FI HS)	New Britain	7-29
11.58	(1) Janet Dodson (Morg.St)	Nashville	4-09
11.58h	(4) Juliet Cuthbert† (Tx/Jam)	Heisinki	7-08
11.58	() Janet Burket (Nb/Jam)		
11.59	(1) Zeld Johnson (Cal JC)	Bakersfield	4-16
11.59	(1) Monica Taylor (Cal HS)	Merced	5-20
11.59	(3) Gervaise McCraw (Cal JC)	Walnut	5-30
11.59	() Susan Shurr (Tx)		
11.60	(1) Sonia Clarke† (SCarSt/Bar)	Tallahassee	4-16
11.61	(4) Veronica Findley† (Tn/Jam)	Philadelphia	4-30
11.61	(2) Teri Chapple (AzSt)	Tucson	5-07
11.62	(1) Evan Williams (Tx HS)	Houston	3-19
11.62	() Esther Hope† (Stnn/Tri)		
11.63h	(1) Ruperta Charlest (HOWard/Ant)	Tallahassee	4-16
11.64*	(1) Gentry (FI HS)	Gainesville	3-19
11.64	(1) Lisa Thompson (UNLV)	Tempe	4-02
11.64	(1) Belinda Little (Ala)	Athens, Ga	4-02
11.64*	(1) Ramona Riley (Un)	Cape Girardeau	4-02
11.64*	(1) Crystal Hayes (W.Chester)	Lewisburg	4-30
11.65	(6) Diane Dixon (Ohio St)	Berlin	8-17
11.66	(2) Selina Coulthrust (SCarSt/Bar)		
11.68h	(1) Donna Corey (CS Sac)	Stanford	4-01
11.69	(2) Tara Mastin (Hst)	4-16	
11.69	(1) Sharon Norris (NTxSt)	Arlington	5-07

Wind-Aided

10.96	(1) Florence Griffith (UCLA)	Zurich	8-24
10.98	(2) Merlene Ottey† (Nb/Jam)	Zurich	8-24
10.99	(2) Chandra Cheeseborough (AW)	Modesto	5-14
11.16	(2) Randy Givens (FIS)	Edmonton	7-06
11.17	(3) Jennifer Inniss† (CSLA/Guy)	Modesto	5-14
11.20	(1) Angela Thacker (Nb)	Lawrence	4-23
11.22	(6) Grace Jackson† (Atoms/Jam)	Zurich	8-24
11.23	(1) Brenda Cilette (FIS)	Knoxville	5-07
11.29	(1) Clotee Cowans (NE Louisiana)	Jackson	4-16
11.33	(2) Donna King (KanSt)	Lawrence	4-23
11.33	(5) Sharon Ware (AzSt)	Houston	6-03
11.34	(2) Marita Paynet† (FIS/Can)	Knoxville	5-07
11.36h	(2) Michelle Glover (Hst)	Houston	6-01
11.37	(3) Benita Fitzgerald (Tn)	Knoxville	5-07
11.39	(4) Juliet Cuthbert† (Tx/Jam)	Baton Rouge	4-17
11.39	(4) Veronica Findley† (Tn/Jam)	Knoxville	5-07
11.41	(3) Alicia McQueen (WichSt)	Lawrence	4-23
11.42	(5) Janet Burket† (Nb/Jam)	Baton Rouge	4-17

11.42	(8)	Donna Dennis (Wash)	Houston	6-03	23.77	()	Marlene Harmon (CS Northridge)		
11.45h	(1)	Donna Carkey (CS Sac)	Cape Girardeau	5-25	23.77	()	Rosalyn Bryant (LATC)		
11.47	(4)	Rufina Ubah† (Mo/Nig)	Lawrence	4-23	23.78	(1)	Donna King (Kansas)	Stillwater	4-02
11.49	(1)	Barbara Bell (N.Mex)	Albuquerque	4-30	23.78	(2)	Jeanette Bolden (UCLA)	San Diego	4-29
11.50h	(1)	Camille Brewer (Cal JC)	San Angelo	5-19	23.79h	(1)	Gertha Pounds (CS Bak)	Cape Girardeau	5-26
11.52h	(1)	Janet Davis (Indiana TC)	State College	6-25	23.79s	(5)	Robin Simons (Cal HS)	Indianapolis	6-19
11.53	(2)	Regina Feler (Ky)	Lexington	5-14	23.81	(1)	Lisa Thompson (UNLV)	Tempe	4-16
11.54*	(2)	Novalta Samuels (Tx A&M)	Houston	4-02	23.81h	(1)	Cathy Ratray† (Tn/Jam)	Lexington	5-14
11.54	(1)	Patricia Carpenter (Cal JC)	Modesto	5-21	23.82	(7)	Irey Oliver† (Tn/Jam)	Knoxville	5-21
11.54h	(1)	Lisa Winston (Cal HS)	Cerritos	5-27	23.83	(1)	Lisa Winston (Cal HS)	Bakersfield	6-04
11.54*	()	Jessica Ferguson (JC Smith)			23.84*	(2)	Merry Johnson (MetStr)	El Paso	3-26
11.54*	()	Esther Hopet† (Sthn/Tri)			23.84*	(1)	Arlene VanWarmerdam (CP/SLO)	Los Angeles	5-14
11.58h	(3)	Susan Shurr (Tx)	Baton Rouge	4-16	23.84*	()	Dorothy Scott† (Atoms/Jam)		
11.58	(2)	Zeida Johnson (Cal JC)	Modesto	5-21	23.84*	()	Lisa Hopkins (Puma)		
11.58h	(3)	Rose Gilmore (E.Ky)	Houston	6-01	23.87	(3)	Sharon Ware (Az St)	Tucson	5-14
11.60h	(5)	Andralette Gill (CS Bak)	Houston	6-01	23.88	(3)	Kim Dunlap (Ill)	Houston	5-28
11.60	()	Janet Dodson (Morg St)			23.94*	(1)	Gwen Loud (Hawaii)	Los Angeles	3-19
11.63	()	Ronda Robinson (Cal JC)			23.94*	(7)	Howe (LATC)	Los Angeles	5-15
11.64	(3)	Kathrene Wallace (TxSthn)	Austin	5-22	23.96	(3)	Patrice Carpenter (Cal JC)	Modesto	5-21
11.64h	(2)	Robin Simmons (Cal HS)	State College	6-25	23.96	()	Monica Taylor (Cal HS)		
11.64*	(1)	Bonita Brown (Tx HS)			23.97	(1)	Pam Copper (Pa HS)	Towson	7-17
11.65	(1)	Carla Jackson (Ab.Christian)	Abilene	3-12	23.97	()	Carla McLaughlin (NC HS)		
11.67	(1)	Brittan (Angelo St)	San Marcos	4-30	23.98	(7)	Connie Culbert (Cal)	Walnut	4-23
11.68	(5)	Vivian Riddick (Penn St)	Knoxville	5-07	23.98	(1)	Jeri Domes (Mankato St)	Moorhead	5-07
					23.98	(3)	Regina Felder (Ky)	Lexington	5-14
					23.98h	(2)	Lillie Leatherwood (Al)	Lexington	5-13
					23.98	(4)	Mary Bolden (MetStr)	Houston	5-28



22.11	(1)	Merlene Ottey† (Nb/Jam)	Lawrence	4-23
22.65	(3)	Diane Williams (CSLA)	Walnut	4-24
23.07	(2)	Angela Thacker (Nb)	Lawrence	4-23
23.11	(5)	Gervaise McCraw (Cal JC)	Walnut	4-24
23.22h	(1)	L.J.Wright (Rice)	Fort Worth	5-13
23.24	(6)	Diane Dixon (Ohio St)	Walnut	4-24
23.30	()	Veronica Findley† (Tn/Jam)	Knoxville	5-07
23.32	()	Marlene Harmon (CS Northridge)		
23.33	(3)	Janet Burket† (Nb/Jam)	Baton Rouge	4-17
23.44*	(1)	Novaita Samuels (Tx A&M)	Houston	4-02
23.53h	(1)	Janet Davis (Ms HS)	State College	6-25
23.54*	(1)	Lisa Winston (Cal HS)	Compton	4-22
23.60	(4)	Benita Fitzgerald (Tn)	Knoxville	5-07
23.66	(1)	Donna Carley (CS Bak)	San Francisco	5-14
23.78	(3)	Alicia McQueen (Wichita St)	Lawrence	4-23
23.83	(2)	Faith Burleson (CS Bak)	Walnut	4-24
23.94	(4)	Elaine Jones (Iowa)	Lawrence	4-23
23.88	(4)	Ruth Waittherat† (Az/Ken)	Tucson	5-14
23.90	(5)	Vivian Riddick (Penn St)	Knoxville	5-07
23.90	(1)	Patrice Carpenter (Cal JC)	Sacramento	5-13
23.96	(7)	Linda Thomson (Ok St)	Austin	4-09

200 METERS (*=Hand time +0.24; \$=220y -0.1)

21.88	(1)	Evelyn Ashford (Med TC)	Indianapolis	6-19
21.99	(2)	Chandra Cheeseborough (AW)	Indianapolis	6-19
22.14*	(1)	Merlene Ottey† (Nb/Jam)	Baton Rouge	4-17
22.23	(3)	Florence Griffith (UCLA)	Indianapolis	6-19
22.31	(4)	Randy Givens (Fist)	Indianapolis	6-19
22.36	(1)	Grace Jackson† (Atoms/Jam)	Rome	9-01
22.41	()	Alice Brown (WAC)		
22.62	(2)	Marita Payne† (Fist/Can)	Edmonton	7-10
22.86h	(2)	Brenda Clifette (Fist)	Houston	6-02
22.89h	(1)	LaShon Nedd (UCLA)	Edmonton	7-08
22.99	(2)	Wwendy Vereen (NJ HS)	Villanova	6-12
23.04*	(2)	Diane Williams (CSLA)	Los Angeles	5-15
23.10	(7)	Valerie Brisco (WAC)	Zurich	8-24
23.14*	(3)	Jackie Pusey† (LATC/Jam)	Los Angeles	5-15
23.24*	(1)	Benita Fitzgerald (Tn)	Austin	3-26
23.29h	(2)	Juliet Cuthbert† (Tx/Jam)	Houston	6-02
23.30	(4)	Charmaine Crookst† (UTEP/Can)	Colorado Springs	7-18
23.32	(1)	Leleith Hodgest† (LATC/Jam)	Walnut	5-30
23.33	(8)	Gervaise McCraw (Cal JC)	Indianapolis	6-19
23.34	(2)	Angela Thacker (Nb)	Stillwater	5-14
23.35h	(9)	Jackie Washington (Hst)	Houston	6-02
23.40	()	Lori Smith (SDI)		
23.44*	(2)	Veronica Findley† (Tn/Jam)	Austin	3-26
23.44	(5)	Leslie Maxie (Cal HS)	Colorado Springs	7-18
23.48	(1)	Novaita Samuels (Tx A&M)	Houston	5-28
23.49	()	Angela Williamst† (NY HS/Tri)		
23.49	()	Diane Dixon (Ohio St)		
23.54	(1)	Denean Howard (CSLA)	Walnut	4-23
23.54	(10)	Donna Dennis (Wash)	Houston	6-02
23.57	(2)	Zelda Johnson (Cal JC)	Modesto	5-21
23.59	(1)	Barbara Bell (NMex)	Provo	5-07
23.60h	(2)	Roberta Belle (LATC)	Los Angeles	6-24
23.61	(1)	Laura Lim (Az)	Tucson	5-14
23.64*	(1)	Debbie Green (UTEP)	El Paso	3-26
23.64*	(4)	Susan Shurr (Tx)	Austin	3-26
23.64*	(1)	Janet Dodson (Morgan St)	Nashville	4-09
23.64*	()	Alice Jackson (MI)		
23.65	(2)	Janet Burket† (Nb/Jam)	Austin	5-22
23.69	(2)	Teri Chapple (Az St)	Tucson	5-14
23.70	()	Jackie Joyner (UCLA)		
23.73s	(1)	Michele Collins (Md HS)	Towson	7-16
23.74	(1)	Sybil Perry (Purdue)	Lafayette	4-23
23.74	(6)	Kelia Bolton (Tn)	Knoxville	5-21
23.74*	()	Beverly Kearney (Toi)		
23.75	(2)	Clotee Cowans (NE La)	Houston	5-28
23.76	(2)	Danetta Young (Al A&M)	Cape Girardeau	5-28
23.76	(2)	Janet Davis (Ms HS)	State College	6-26

50.06	(5)	Marita Payne† (Fist/Can)	Helsinki	8-10
50.66	(8)	Rosalyn Bryant (Puma)	Helsinki	8-10
50.94	(1)	Florence Griffith (UCLA)	Houston	6-04
50.99	(2)	Easter Gabriel (PV)	Houston	6-04
50.99	(1)	Denean Howard (CSLA)	Indianapolis	6-19
51.00	(1)	Chandra Cheeseborough (AW)	Modesto	5-14
51.12	(3)	Merlene Ottey† (Nb/Jam)	Houston	6-04
51.49	(1)	Charmaine Crookst† (UTEP/Can)	Caracas	8-27
51.56s	(1)	Sharon Dabney (CSLA)	Indianapolis	6-18
51.61	(1)	Roberta Belle (Puma)	Stockholm	7-26
51.61	(3)	Diane Dixon (Ohio St)	Koblenz	8-31
51.69	(3)	Arlise Emerson (UCLA)	Los Angeles	6-25
51.69	(4)	Grace Jackson† (Atoms/Jam)	Los Angeles	6-25
51.82	(2)	Cathy Ratray† (Tn/Jam)	Austin	3-26
51.93h	(3)	Kelia Bolton (Tn)	Los Angeles	6-24
52.10	(2)	Evelyn Ashford (Med TC)	Modesto	5-14
52.42	(3)	Alice Jackson (Un)	Colorado Springs	7-02
52.64*	(1)	Lisa Garrett (Va)	Charlottesville	5-15
52.64h	(3)	Gloria Jackson (Ms Int)	Indianapolis	6-18
52.64	(1)	Lori McCauley (Rutgers)	Malmö	8-01
52.73	()	Gwen Gardner (LAM)		
52.74h	(1)	Delphina Banks (CS Hayward)	Cape Girardeau	5-26
52.81	(1)	Ruth Waittherat† (Az/Ken)	Tucson	5-14
52.85	(4)	Loretta Edwards (Tiger Int)	Colorado Springs	7-02
52.93	(10)	Irey Oliver† (Tn/Jam)	Houston	6-02
53.03	(6)	Merry Johnson (MetStr)	Colorado Springs	7-02
53.06	(1)	Gail Conway (AFA)	Cape Girardeau	5-28
53.10	(2)	Sharrieffa Barksdale (Tn)	Malmö	8-01
53.13	(1)	Leslie Maxie (Cal HS)	New Britain	7-30
53.14*	(1)	Ella Smith (N.Tx.St)	Austin	5-22
53.21	(12)	Joyce Wilson (Michigan)	Houston	6-02
53.25	(2)	Ruth Chambers (SDI)	Tucson	5-14
53.27	(2)	Chewuakili Knighton (Cal HS)	Bakersfield	6-04
53.28s	(4)	Jackie Pusey† (Puma/Jam)	Indianapolis	6-18
53.31	(4)	Terry Turner (Tx)	Austin	3-26
53.34*	(2)	Willette Page (Morgan St)	Charlottesville	5-15
53.34*h	(1)	Lillie Leatherwood (Al)	Lexington	5-13
53.38	(2)	Gail Emanuel† (Gramb/Tri)	Baton Rouge	5-07
53.41	(1)	Annette Campbell (Ok)	Norman	4-16
53.44*	(3)	Robin Campbell (Stanford TC)	Stanford	4-02
53.45	(3)	Lisa Sparks (Ark)	Des Moines	4-30
53.52	()	Gina Gardner (TSU)		
53.54*	(1)	Gayle Kellon (Cal HS)	Walnut	4-23

53.54*h	(1)	Essie Washington (Un)	Houston	5-27	4:16.77	(3)	Jan Merrill (AGAA)	Walnut	4-24
53.64*h	(2)	Oralee Fowler† (Fl/Bah)	Lexington	5-13	4:16.77	(3)	Linda Detlefsen (Ga)	Houston	6-03
53.74*	(1)	Gervase McCraw (Cal JC)	Pomona	6-11	4:16.78h	(5)	Doreen Startare (Penn St)	Indianapolis	6-17
53.76	(4)	Carlton Blackman (Drake)	Des Moines	4-30	4:17.14*®	(2)	Jenny Stricker (Harvard)	Philadelphia	4-30
53.76	()	Tanya McIntosh (NY HS)			4:17.16	(1)	Robin Campbell (Stanford TC)	Walnut	4-23
53.86	(1)	Connie Culbert (Cal)	Palo Alto	4-30	4:17.22	(5)	Francie Larrieu (NBTC)	Los Angeles	6-25
53.90	(4)	Lisa Davis (Lincoln)	Cape Girardeau	5-28	4:17.24*	(3)	Eleanor Simonsick (Un)	Berkeley	6-12
53.94*	(1)	Latanya Sheffield (SDI)	San Diego	5-21	4:17.47	(1)	Christi Voldnes† (Nb/Nor)	Osve Ardal	6-12
53.94*	()	Michelle Taylor (Cal HS)			4:17.84*	(2)	Lynn Strauss (N Car St)	Charlottesville	5-15
					4:17.82	(1)	Tina Krebs† (Clemson/Den)	RaZeigh	5-08
					4:17.84	(1)	Allison Harvey (Va HS)	New Britain	7-30
					4:18.38	(5)	Amy Harper (CP/SLO)	Walnut	4-24
					4:18.54*	(2)	Claudette Groenendaal (Ore)	Eugene	5-21
					4:18.56h	(4)	Liz Natale (Tn)	Houston	6-01
					4:18.82	(1)	Suzanne Sheffield (Tx A&M)	Austin	4-09
					4:19.01	(4)	Jo White† (Richmond/GB)	Knoxville	5-21
					4:19.04*	(1)	Allison Wiley† (Stanford/Can)	Irvine	2-19
					4:19.06	(1)	Disa Lewis (Rice)	Austin	5-22
					4:19.24*	(1)	Bernadette Madigan† (Ky/GB)	Gainesville	3-19
					4:19.34	(3)	Michelle Rowen (NJ HS)	Philadelphia	4-30
					4:19.44*®	(3)	Cindy Wuss (Atoms)	Philadelphia	4-30
					4:19.58	(3)	Aisling Molloy† (BYU/Ire)	Walnut	4-23
					4:19.93h	(1)	Kim Roth (Ore)	Houston	6-01
					4:20.04*	(1)	Linda Goen (UCLA)	Irvine	5-07
					4:20.19	(1)	Polly Plumer (UCLA)	Eugene	4-09
					4:20.21	(5)	Andrea Everett† (Wyo/Scot)	Knoxville	5-21
					4:20.27	(2)	Gerl Fitch† (Ala/Can)	Seattle	4-23
					4:20.54*	(4)	Sheila Raiston (WAC)	Berkeley	6-12
					4:20.66	(10)	Rose Thomson† (Wis/Ken)	Houston	6-03
					4:20.79	(3)	Marie Risen† (UTEP/Nor)	Trondheim	7-31
					4:21.02	(4)	Deb Pihl (Kan St)	Des Moines	4-30
					4:21.04	(2)	PattiSue Plumer (Stanford)	Tucson	5-14
					4:21.34*	(2)	Michelle Hopper (Med TC)	Irvine	5-07
					4:21.34*	(1)	Joetta Clark (Tn)	Lexington	5-14
					4:21.34*	(3)	Lisa Martin† (Ore/Aus)	Corvallis	5-26
					4:21.40h	(6)	Margaret Coombert† (Fl St/GB)	Houston	6-01
					4:21.61	(7)	Allison Queicht† (Tn/Aus)	Knoxville	5-21
					4:21.76	(1)	Jody Eder (Mn)	Lincoln	5-06
					4:21.86	(3)	Sandra Gregg (Wa)	Seattle	4-23
					4:22.17	(2)	Ulla Marquette (Portland St)	Eugene	3-12
					4:22.24*	(4)	Carolyn Forde (Md)	Charlottesville	5-15
					4:22.27h	(7)	Mary Ellen McGowan (Vil)	Houston	6-01
					4:22.44*	(5)	Deb Vetter (Kangaroo)	Des Moines	4-30
					4:22.75	(6)	Cathy Branta (Wis)	Walnut	4-23
					4:22.78	(1)	Carol Keller (CS Northridge)	Los Angeles	5-14
					4:22.85	(2)	Suzanne Girard (Mov Com)	University Park	5-21
					4:22.86	(8)	Kim Kelly (Va)	Knoxville	5-21
					4:22.89	(2)	Anthea Jamest (Az/RSA)	Los Angeles	5-22
					4:23.24*	(5)	Marilyn Davis (Cal)	Eugene	5-21
					4:23.36	(3)	Susan Gregg (Wa)	Eugene	5-14
					4:23.44*	(2)	Becky Cotta (Purdue)	Gainesville	3-19
					4:23.45	(5)	Leslie Deveraux (Tx Sthn)	Austin	4-09
					4:23.68	(2)	Regina Joyce† (Wa/Ire)	Seattle	4-30
					4:24.04*	(4)	Melissa Martel (UCSB)	Irvine	5-07
					4:24.16h	(1)	Vickie Brown (Vil)	Wash DC	5-14
					4:24.20	(3)	Cynthia Tolle (Tx HS)	State College	6-26
					4:24.48h	(2)	Joy Meyen (Air Force)	Cape Girardeau	5-26
					4:24.52h	(1)	Sue Schroeder (Mich)	Lafayette	5-21
					4:24.54*	()	Patsy Norman (UTEP)	Houston	5-07
					4:24.56	()	Kelly Madden (Mass HS)		
					4:24.65	(1)	Angela Chambers (N Az)	Tucson	3-05
					4:24.84*	()	Chris Curtin (NY HS)		
					4:25.09	(2)	Judy Shepherd† (Clemson/Scot)	Raleigh	5-08
					4:25.24*	(3)	Jeanie Molohon (Purdue)	Gainesville	3-19
					4:25.34*	()	Gladys Prieur (La HS)		
					4:25.51	(4)	Avril McClung† (BYU/Ire)	Eugene	5-14
					4:25.60	(4)	Julie Lantis (Ill)	Knoxville	4-09
					4:25.62	(3)	Catherine Hunter (Iowa St)	Stillwater	5-14
					4:25.81	(2)	Pat Walker (Md)	College Park	5-08
					4:25.84*	(2)	Suzanne Shea (Vitros)	Piscataway	4-22
					4:25.84*	()	Paula Bresnan (Cal HS)		
					4:26.02	(1)	Sabrina Peters (Az St)	Tempe	4-09
					4:26.04*	(6)	Carla Borovicka (Fl St)	Charlottesville	5-15
					4:26.08	(1)	Margaret Smith (E Ill)	Houston	5-28
					4:26.37h	(1)	Chris Manning (CS Hayward)	Cape Girardeau	5-26
					4:26.38	(2)	Kim Gallagher (Az)	Tucson	3-05
					4:26.39	(7)	Linda Thomson (Ok St)	Austin	4-09
					4:26.62	(8)	Stacey Zartler (Tx HS)	Austin	4-09
					4:26.72h	(2)	Barbara Higgins (Boston U)	Wash DC	5-14
					4:26.74	(11)	Cindy Anzalone (Hst)	Walnut	4-23
					4:26.87	(3)	Jackie McKniff (Holy Cross)	Wash DC	5-15
					4:26.94*	()	Julie Seleine (Cal HS)		
					4:26.96	(4)	Kristin Perini (Lib AC)	State College	6-26
					4:26.97	(1)	Laurie Taylor (Ab Chr)	Kingsville	3-28

ONE MILE RUNE (*=Hand time +0.14)

3:57.12	(1)	Mary Decker (AW)	Stockholm	7-26	4:21.65	(1)	Mary Decker (AW)	Los Angeles	5-15
4:09.61	(1)	Cindy Bremser (Wis Un)	Nice	7-18	4:30.30	(3)	Cindy Bremser (Wis Un)	Los Angeles	5-15
4:09.72	(3)	Sue Addison (AW)	Oslo	7-09	4:30.88	(4)	Brenda Webb (AW)	Los Angeles	5-15
4:10.92	(3)	Missy Kane (adidas)	Indianapolis	6-19	4:32.09	(5)	Maggie Keyes (AW)	Los Angeles	5-15
4:10.99	(3)	Joan Hansen (AW)	Nice	7-18	4:36.37	(2)	Jenny Stricker (Harvard)	Philadelphia	4-30
4:11.44*®	(2)	Brenda Webb (AW)	Los Angeles	5-15	4:37.80	(6)	Monica Joyce† (Converse/Ire)	Los Angeles	5-15
4:12.97	(3)	Darlene Beckford (Lib AC)	Los Angeles	6-25	4:38.55	(3)	Jan Merrill (AGAA)	Philadelphia	4-30
4:13.04*®	(6)	Monica Joyce† (Converse/Ire)	Los Angeles	5-15	4:38.63	(7)	Michele Bush (UCLA)	Los Angeles	5-15
4:13.09	(6)	Regina Jacobs (Stanford)	Indianapolis	6-19	4:39.30	(4)	Cindy Wuss (Atoms)	Philadelphia	4-30
4:13.76	(5)	Maggie Keyes (AW)	Goteborg	8-16	4:39.49	(8)	Amy Harper (CP/SLO)	Los Angeles	5-15
4:14.48	(1)	Michele Bush (UCLA)	Houston	6-03	4:39.50	(9)	Francie Larrieu (NBTC)	Los Angeles	5-15
4:15.90h	(3)	Sue Foster (Mich)	Indianapolis	6-17	4:39.84*	(11)	Linda Goen (UCLA)	Los Angeles	5-15
4:16.06	(9)	Jill Haworth (Va)	Indianapolis	6-19					
4:16.18	(2)	Ranza Clark† (Ore/Can)	Caracas	8-28					
4:16.24	(1)	Louise Romo (Cal)	Walnut	4-24					
4:16.65h	(3)	Tara Arnold (Tx)	Houston	6-01					
4:16.71	(2)	Kathy Hayes (Ore)	Walnut	4-24					

3000 METERS (*=Hand time +0.14)

8:34.62	(1)	Mary Decker (AW)	Helsinki	8-10
8:48.09	(2)	Brenda Webb (AW)	Indianapolis	6-19
8:49.96	(3)	Maggie Keyes (AW)	Indianapolis	6-19
8:50.79	(4)	Kathy Hayes (Ore)	Indianapolis	6-19
8:51.27h	(5)	Alison Wiley† (Stanford/Can)	Helsinki	8-08
8:53.47	(5)	Francie Larrieu (NBTC)	Indianapolis	6-19
8:53.49	(6)	Joan Benoit (AW)	Indianapolis	6-19
8:53.74	(7)	Joan Hansen (AW)	Indianapolis	6-19
8:53.81	(8)	PattiSue Plumer (Stanford)	Indianapolis	6-19
8:55.48	(3)	Cindy Bremser (Wis Un)	Eugene	6-04
8:59.11	(2)	Midde Hamrinf (Lamar/Swe)	Stockholm	9-03
8:59.79	(11)	Betty Springs (N Car St)	Indianapolis	6-19
9:00.20	(2)	Julie Brown (adidas)	Stockholm	7-27
9:00.95	(1)	Monica Joycet (Converse/Ire)	Los Angeles	6-26
9:01.44h	(4)	Lynn Jennings (Princeton)	Indianapolis	4-17
9:02.94h	(3)	Jan Merrill (AGAA)	Indianapolis	6-17
9:03.91	()	Eleanor Simonsick (Mov Com)		
9:03.98	(3)	Margaret Groos (AW)	Los Angeles	6-26
9:06.23	(4)	Michele Bush (UCLA)	Los Angeles	6-26
9:07.65	(14)	Kate Schilly (Met Str)	Indianapolis	6-19
9:09.87	(5)	Gerl Fitch† (AIA/Can)	Los Angeles	6-26
9:11.80h	(10)	Cory Schubert (NJ HS)	Indianapolis	6-17
9:11.95	(4)	Jenny Stricker (Harvard)	Houston	6-03
9:13.38	(2)	Judith Shepherd† (Clemson/Scot)	Knoxville	5-20
9:14.54*	(3)	Connie Jo Robinson (N Car St)	Charlottesville	5-15
9:14.88	(3)	Lisa Martinf (Ore6Aus)	Eugene	5-14
9:14.94*	(3)	Allison Quelch† (Tn/Aus)	Knoxville	4-09
9:15.24*	(4)	Missy Kane (Knox TC)	Knoxville	4-09
9:15.82h	(9)	Suzanne Girard (Mov Com)	Indianapolis	6-17
9:16.71	(1)	Wendy Van Mierlo† (Ill St/Can)	Houston	5-28
9:16.80	(1)	Regina Joycet (Wa/Ire)	Seattle	4-16
9:17.14*	(5)	Stephanie Weickert (Clemson)	Knoxville	4-09
9:18.06	(1)	Sue Foster (Mich)	Ann Arbor	4-23
9:18.24*	(3)	Debbie Elde (Ore TC)	Walnut	4-23
4:28.54*	(1)	Cindy Wuss (Atoms)	Piscataway	4-22
9:18.70	(7)	Debbie Pihl (Kan St)	Stockholm	7-04
9:18.84*	(4)	Carey May† (BYU/Ire)	Walnut	4-23
9:19.34*	(5)	Stern (Az St)	Walnut	4-23
9:19.37	(4)	Beth Farmer (FI)	Knoxville	5-20
9:19.84	(2)	Chris Bergeron (CA)	San Diego	4-29
9:20.21	(4)	Judi St. Hilaire (AW)	Columbus	5-08
9:21.29h	(3)	Sabrina Peters (Az St)	Houston	6-01
9:21.37	(7)	Anthea James (Az/RSA)	Houston	6-03
9:22.44*	(7)	Melanie Weaver (Mich)	Knoxville	4-09
9:22.59	(7)	Renee Wyckoff (Fresno St)	Houston	6-03
9:22.84*	(1)	Lynne Strauss (N Car St)	Philadelphia	4-28
9:23.06	(1)	Sue Schroeder (Mich)	Ann Arbor	4-23
9:23.29h	(3)	Julie Lantis (Ill)	Houston	6-01
9:23.54*	(8)	Sande Cullinane (N Car St)	Knoxville	4-09
9:24.44	()	Tori Neubauer (Wis/La Crosse)		
9:24.76h	(10)	Becky Cotta (Purdue)	Indianapolis	6-17
9:24.70	()	Lori Brooks (PV)		
9:24.91	(1)	Andrea Everett† (Wy/Scot)	Knoxville	5-20
9:25.34*	(2)	Paula Renzi (Penn St)	Philadelphia	4-28
9:25.67	(2)	Allison Harvey (Va HS)	New Britain	7-31
9:25.83	(7)	Martha White (Va)	Knoxville	5-20
9:27.33	(1)	Cathy Branta (Wis)	Knoxville	5-07
9:27.73	(11)	Monica O'Reilly (Tn)	Houston	6-03
9:27.84*	(7)	Carol Keller (CS Northridge)	Walnut	4-23

5000 METERS (*=Hand time +0.14)

15:27.64*	(1)	Monica Joycet (Converse/Ire)	San Diego	5-21
15:33.43	(1)	Betty Springs (N Car St)	Oslo	7-09
15:33.51	(1)	Kathy Hayes (Ore)	Eugene	4-30
15:33.64	(2)	Brenda Webb (AW)	Oslo	7-09
15:36.11	(1)	Francie Larrieu (NBTC)	Austin	4-09
15:40.78	(2)	Midde Hamrinf (Lamar/Swe)	Austin	4-09
15:41.64*	(1)	Alison Wiley† (Stanford/Can)	Palo Alto	4-30
15:49.84*	(2)	PattiSue Plumer (Stanford)	Palo Alto	4-30
15:50.54*	(1)	Amy Harper (CP/SLO)	Berkeley	3-26
15:59.66	(2)	Regina Joycet (Wa/Ire)	Tokyo	5-08
16:01.24*	(1)	Julie Brown (adidas)	Stanford	4-01
16:02.16	(1)	Judi St. Hilaire (AW)	Indianapolis	6-18
16:02.36h	(4)	Cathy Branta (Wis)	Houston	6-02
16:02.76	(1)	Kerry Robinson† (Clemson/Scot)	Clemson	4-22
16:03.54*	(2)	Carey May† (BYU/Ire)	Stanford	4-01
16:03.86	(1)	Maggie Keyes (AW)	Des Moines	4-30
16:06.13	(2)	Stephanie Weickert (Clemson)	Clemson	4-22
16:06.15	(3)	Wendy Van Mierlo† (Ill St/Can)	Houston	6-04
16:06.15h	(2)	Lisa Martinf (Ore/Aus)	Houston	6-02
16:07.06h	(3)	Katie Ishmael (Wis)	Houston	6-02
16:07.36h	(4)	Tori Neubauer (Wis/La Crosse)	Houston	6-02
16:08.69	(3)	Nan Doak (Iowa)	Des Moines	4-30
16:09.66	(3)	Connie Jo Robinson (N Car St)	Clemson	4-22
16:10.06h	(6)	Allison Quelch† (Tn/GB)	Houston	6-02
16:10.53	(2)	Sherrie Crang (Idaho)	Seattle	4-23
16:10.90	(1)	Suzanne Girard (Mov Com)	Charlottesville	5-15
16:10.93	(1)	Lynn Jennings (Princeton)	Ithaca	5-08
16:11.71h	(6)	Paula Renzi (Penn St)	Houston	6-02
16:13.12	(3)	Mary Jean Wright (Va)	Charlottesville	5-15
16:14.21h	(7)	Martha White (Va)	Houston	6-02
16:15.08	(2)	Kate Wiley† (Harvard/Can)	Ithaca	5-08
16:16.34*	(1)	Bernadette Madigan† (Ky/GB)	Tallahassee	4-09

16:16.43	(7)	Liz Hjalmarsson† (Drake/Swe)	Des Moines	4-30
16:17.08	(1)	Beth Farmer (FI)	Tallahassee	4-02
16:17.64*	(8)	Johanna Reneke (Un)	Des Moines	4-30
16:17.74*	(9)	Jenny Spangler (Iowa)	Des Moines	4-30
16:19.90	(3)	Suzanne Youngberg (Iowa St)	Austin	4-09
16:20.94*	(2)	Sara Schumacher (Ill St)	Lawrence	4-21
16:21.14*	(4)	Lisa Larsen (Mich)	Philadelphia	4-28
16:21.26h	(7)	Sabrina Dornhoefer (Mo)	Houston	6-02
16:22.08	(3)	Rosa Gutierrez (Ore)	Eugene	4-30
16:23.94*	(1)	Kim Bird (E Tn St)	Gainesville	3-18
16:23.99h	(8)	Jill Molen (Utah)	Houston	6-02
16:25.57	(4)	Lesley White (CP/SLO)	Eugene	4-30
16:26.74*	(3)	Margaret Davis (Iowa St)	Lawrence	4-21
16:26.89	(2)	Debbie Thometz (St Thomas)	Naperville	5-28
16:27.88	(1)	Becky Cotta (Purdue)	Indianapolis	4-16
16:28.06	(2)	Darlen Andreau (Un)	Tallahassee	4-02
16:28.35	(2)	Ellen Lyons (Stanford)	Tucson	2-26
16:28.44*	(3)	Karen Campbell (Mich St)	Tallahassee	4-09
16:29.45	(1)	Melanie Weaver (Mich)	Indianapolis	5-07
16:30.14	(4)	Lisa Welch (Va)		
16:30.83	(4)	Sande Cullinane (N Car St)	Clemson	4-22
16:30.89	(2)	Kristen Asp (S Dak St)	Des Moines	4-15
16:31.14*	(6)	Betsy Silzer (Kan St)	Lawrence	4-22
16:32.87	(5)	Joan Nesbit (N Car)	Clemson	4-22
16:33.97	(1)	Polly Plumer (UCLA)	San Diego	3-05
16:34.14*	(1)	Sue King (NBTC)	Tuscaloosa	5-21
16:37.23	(3)	Sabrina Peters (Az St)	Tucson	5-14
16:38.24*	(3)	Monica O'Reilly (Tn)	Gainesville	3-18
16:38.24*	(12)	Joan Hansen (AW)	Des Moines	4-30

10000 METERS (*=Hand time +0.14)

32:49.24*	(1)	Beth Farmer (Florida)	Gainesville	4-21
32:58.74*	(1)	Eleanor Simonsick (Un)	Walnut	4-23
33:01.02	(1)	Betty Springs (N Car St)	Houston	6-01
33:04.23	(2)	Carey May† (BYU/Ire)	Houston	6-01
33:06.70	(3)	Melanie Weaver (Mich)	Houston	6-01
33:08.46	(8)	Katie Ishmael (Wis)	Knarvik	9-05
33:12.24*	(1)	Lisa Martinf (Ore/Aus)	Berkeley	3-26
33:14.45	(5)	Regina Joycet (Wa/Ire)	Houston	6-01
33:33.64*	(1)	Ann Hird (NBTC)	Boston	4-21
33:36.19	(3)	Jill Molen (Utah)	Indianapolis	6-17
33:38.43	(6)	Lisa Larsen (Mich)	Houston	6-01
33:39.94	(7)	Jenny Spangler (Iowa)	Houston	6-01
33:40.64*	(2)	Martha White (Va)	Clemson	4-22
33:42.33	(4)	Patti Gray (UC Davis)	Indianapolis	6-17
33:42.38	(5)	Carol Urish (Hst Har)	Indianapolis	6-17
33:50.32	(1)	Debbie Thometz (St Aug)	Naperville	5-25
33:56.24*	(1)	Midde Hamrinf (Lamar/Swe)	Houston	4-02
34:00.54*	(1)	Natalie Updegrave (Penn St)	Piscataway	4-22
34:01.24*	(2)	Cathy Schiro (NH HS)	Boston	4-21
34:04.81	(6)	Linda McLennon (Ath Int)	Indianapolis	6-17
34:10.93	(7)	Nancy Conz (NBTC)	Indianapolis	6-17
34:15.39	(8)	Glynis Quick† (Tn/NZ)	Indianapolis	6-17
34:15.79	(9)	Darlen Andreau (Rac Sth)	Indianapolis	6-17
34:15.94*	(3)	Mary Jean Wright (Va)	Clemson	4-22
34:23.84*	(3)	Janel Neeley (BYU)	Stanford	4-01
34:25.64*	(2)	Shelly Steely (Florida)	Gainesville	4-21
34:27.65	(12)	Rosa Gutierrez (Ore)	Houston	6-01
34:29.14*	(4)	Allison Quelch (Tn/GB)	Stanford	4-01
34:30.75	(13)	Mary Guyer (Montana St)	Houston	6-01
34:31.44*	(5)	Marilyn Nichols (CP/SLO)	Stanford	4-01
34:36.44*	(1)	Linda Sommers (UC Davis)	San Francisco	5-14
34:40.04*	(1)	Andrea Fischer (Mo)	Pella	5-19
34:41.54*	(4)	Kim Sharpe (N Car St)	Clemson	4-22
34:43.24*	(2)	Kim Bird (E Tn St)	Gainesville	3-19
34:45.24*	(3)	Carolyn Booth (Brown)	Boston	4-21
34:47.27	(6)	Diane Bussa (Mich)	Lafayette	5-21
34:47.34*	(1)	Suzanne Youngberg (Iowa St)	Pella	5-19
34:48.44*	(1)	Roxanne Polo (Va Tech)	College Park	5-29
34:49.14*	(1)	Kate Wiley† (Harvard/Can)	Ithaca	5-07
34:49.64*	(1)	Kellie Cathey (Ok)	Stillwater	5-13
34:49.94*	(2)	Desiree Scott (Rutgers)	Piscataway	4-22
34:54.73	(2)	Karen Campbell (Mich St)	Ann Arbor	4-23
34:56.14*	(6)	Debra Chaddock (S Di)	Stanford	4-01

100 METER HURDLES (*=Hand time +0.24)

12.84	(1)	Benita Fitzgerald (Tn)	Houston	6-04
12.95	(2)	Kim Turner (UTEP)	Houston	6-04
13.00	(1)	Stephanie Hightower (Nut)	Walnut	4-24
13.00	(1)	Pam Page (LATIC)	Walnut	5-30
13.14h	(2)	Candy Young (FD)	Edmonton	7-06
13.22h	(2)	Jackie Washington (Puma)	Indianapolis	6-17
13.41	(2)	Laura Lim (Az)	Austin	4-09
13.43	(4)	Karen Cannon (CA)	Walnut	4-24
13.44*	(1)	Sharon Danville† (NBTC/GB)	Boston	4-23
13.44	(1)	Lori Smith (S Di)	Tucson	5-14
13.45	(3)	Carol Lewis (Hst)	Austin	4-09
13.45h	(2)	Lori Dinello (FI)	Houston	6-02
13.45	(3)	Rhonda Blanford (Nb)	Houston	6-04
13.45	(6)	Marlene Harmon (CS Northridge)	Indianapolis	6-18

13.47h	(2)	Dolores Gibbs (St Oly Pro)	Indianapolis	6-17	59.80	(3)	Robin Markst (Az/Can)	Baton Rouge	4-17
13.48	(1)	Patricia Davis (St Aug)	New Britain	7-30	59.83	(1)	Debbie Grant (NY HS)	State College	6-26
13.53	(1)	Arnita Epps (Tx Sts)	Prairie View	3-26	59.84h	(2)	Chris Davenport (Iowa)	Lawrence	4-22
13.54*	(1)	Linda Weekly (Atoms)	Houston	3-19	60.04*	(4)	Debbie Roche (PAL)	Charlottesville	5-15
13.56	(5)	Tonya Lowe (Ky)	Houston	6-04	60.04	(2)	Yvette Cash (NY HS)	Baldwinsville	6-11
13.57	(1)	Gayle Watkins (Un)	Los Angeles	4-16	60.09	(2)	Edith Renfro (PV)	Charleston	5-28
13.60	(1)	Linda Cole (Al St)	Tallahassee	3-12	60.09	(4)	Cathy Gorecki (Mn)	Houston	5-28
13.62	(1)	Janet Yarbrough (CP/SLO)	Eugene	4-30	60.14*	()	Zonya Cross (NJ HS)		
13.62h	(2)	Jackie Joyner (UCLA)	Houston	6-02	60.17	()	Kathy Koch (W Ill)		5-17
13.63	(1)	Angela Carson (S Car St)	Tallahassee	4-16	60.24*	(1)	Campbell (Colby)	Brunswick	4-24
13.63	(1)	Lavonna Martin (Ohio HS)	Towson	7-17	60.24*	(5)	April Cook (NC HS)	Charlottesville	5-14
13.64*	(2)	Kathy Freeman (Sth)	Houston	3-19	60.24*	(1)	Elizabeth Griffin (UC Irvine)	San Diego	5-21
13.65	(1)	Pat Lavallias (Hst)	Austin	5-22	60.38h	(3)	Rene Bumgarner (Wichita St)	Lawrence	4-22
13.68	(1)	Lexie Beck (Ore)	Walnut	4-23	60.42	(1)	Mary Bradford (Idaho)	Ogden	5-14
13.70	(4)	Sheriffa Sanders (Ok)	Austin	4-09	60.42	(2)	Maria Shoup (W Mich)	Mt. Pleasant	5-14
13.70	(4)	Jane Frederick (AW)	Stockholm	7-27	60.44	(4)	Melanie Mueller (Baylor)	Austin	5-22
13.74	(9)	Rhonda Scott (Sth)	Houston	6-02	60.47	()	Carolyn Adeblyl (Central, Ok)		
13.77	(9)	Clara Halston (Auburn)	Philadelphia	4-30	60.54*	(6)	Kim Hatchett (Va)	Charlottesville	5-14
13.77	(3)	Stephanie Thomas (Nb)	Austin	5-22	60.55	(2)	Margee Wilson (Mont St)	Ogden	5-14
13.77t	(11)	Missy Jerald (UCLA)	Houston	6-02	60.61h	(3)	Adrian Pitts (C Ct)	Cape Girardeau	5-26
13.83	(2)	Shirley Walker (Wa HS)	State College	6-26	60.64*	(2)	Lai Lih-Jiaht (SCRR/Tai)	Irvine	5-07
13.84	(1)	Kim Whitehead (Morgan St)	Cape Girardeau	5-28	60.69h	(2)	Robin Ogletree (Ohio St)	Lafayette	5-21
13.86	(2)	Patsy Walker (Hst)	Copenhagen	8-15	60.74	(3)	Diane Dodds (Boise St)	Ogden	5-14
13.88	(2)	Colette Williams (S Car St)	Tallahassee	4-16	60.75	(1)	Val Lemoignan (MU)	Murfreesboro	5-06
13.88	(1)	Cindy Stewart (Angelo St)	Waco	4-22	60.75	(4)	Judy Thomas (Ky)	Lexington	5-18
13.88	()	Zonya Cross (NJ HS)		60.76h		(4)	Sherri Hull (Iowa)	Lawrence	4-22
13.89	(5)	Annette Tannandert (Col/Swe)	Sittard	8-20	60.78	(7)	Jill Lancaster (Kangaroo)	Des Moines	4-30
13.94*	(4)	Debbie DaCosta (Ga)	Gainesville	3-19	60.86h	(1)	Pam Hall (Illinois)	Lafayette	5-21
13.94*	(2)	Tina Walls (FI JC)	Gainesville	4-22	60.94*	(3)	Brenda Peterson (UCLA)	Walnut	3-24
13.96	(1)	Connie Mackey (Col St)	Provo	5-07	60.94	()	Rhonda Phillips (NY HS)		
13.97h	(5)	Kay Garnett (Ore)	Houston	6-02	60.96	(4)	Chris Klausman (S Pac)	Cape Girardeau	5-28
13.98	()	Susan DeVried (Utah HS)							
13.99	(3)	Debra Powell (Nb)	Lincoln	5-06					

WIND

13.33	(3)	Karen Cannon (CA)	San Jose	5-28
13.38	(1)	Missy Jerald (UCLA)	Los Angeles	3-12
13.53	(2)	Pat Lavallias (Hst)	Houston	5-07
13.55	(2)	Stephanie Thomas (Nb)	Lawrence	4-23
13.56	(1)	Lexie Beck (Ore)	Eugene	5-21
13.60	(1)	Anthea Johnson (Jcks St/?)	Jackson	4-16
13.69	(3)	Connie McKernan (Kansas)	Lawrence	4-23
13.74	(1)	Gina Tempore (E Mich)	Toledo	5-07
13.80	(2)	Kay Garnett (Ore)	Berkeley	3-26
13.84h	(2)	Linda Dowdy (E Ky TC)	Lexington	4-16
13.88	(2)	Lisa Nicholson (Ore)	Eugene	5-21
13.91	(4)	Deborah Powell (Nb)	Lawrence	4-23
13.96	(4)	Chandi Phillips (Tx A&M)	Houston	4-02
13.97	(2)	Donna Thomas (N Tx St)	Arlington	5-07

400 METER HURDLES (*=Hand time +0.14)

55.69	(1)	Lori McCauley (Rutgers)	Colorado Springs	7-02
55.78	(1)	Sharrleffa Barksdale (Tn)	Knoxville	5-21
56.03	(1)	Judi Brown (Mich)	Caracas	8-24
56.43	(3)	Sandra Farmer (CSLA/Jam)	Los Angeles	6-26
56.64	(3)	Tonja Brown (Gulf Coast)	Indianapolis	6-19
56.65	(2)	Patty Bradley (Vil)	Colorado Springs	7-02
56.74s	(2)	Angie Wright (adidas)	Indianapolis	6-18
56.78s	(5)	Piper Bressant (Ath Int)	Indianapolis	6-18
56.94s	(1)	Ovrill Brown (adidas)	Indianapolis	6-18
57.05	(1)	Edna Brown (Atoms)	Los Angeles	5-15
57.08s	(2)	Lexie Beck (Ore)	Indianapolis	6-18
57.35	(2)	Dana Wright (Old D/Can)	Colorado Springs	7-19
57.60	(5)	Gayle Kellon (Cal HS)	Los Angeles	6-26
57.97s	(3)	Kim Whitehead (Atoms)	Indianapolis	6-18
57.97	(6)	Theresa Hoylet (Met St/GB)	Los Angeles	6-26
58.11	(1)	Lynn Gamble (PV)	Des Moines	4-29
58.19	(9)	Sally Anderson (Princeton)	Houston	6-01
58.20	(2)	Kathy Freeman (Sthn)	Houston	5-28
58.38	(1)	Nicole Allt (Nb/Can)	Sherbrooke	7-28
58.42	(7)	Lisa Nicholson (Ore)	Los Angeles	6-26
58.49	(7)	Sandy Leung (UCLA)	Los Angeles	5-15
58.57	(11)	Tracey Nelson (Tn)	Houston	6-01
58.68	(1)	Chris Crowther (FI)	Philadelphia	4-30
58.70	(12)	Sybil Perry (Purdue)	Houston	6-01
58.94	(2)	Lisa Davis (Lincoln)	Cape Girardeau	5-27
58.95s	(4)	Maureen Prendergast (PAL/GB)	Indianapolis	6-18
58.96	(2)	Rachel Clary (Hst)	Austin	5-22
59.05	(1)	Lavonna Martin (Ohio HS)	New Britain	7-31
59.06	()	Sametra King (Ill HS)		
59.07h	(2)	Sharon Moffatt (Al A&M)	Cape Girardeau	5-26
59.13s	(6)	Cathy Gebhards (KC Blazers)	Indianapolis	6-18
59.17	(1)	Vessup (New Mex)	Los Angeles	5-22
59.18s	(7)	Tammie Hart (Ms Int)	Indianapolis	6-18
59.24	(1)	Selina Christian (Ohio Un)	Mt. Pleasant	5-14
59.27	(1)	Connie Mackey (Col St)	Provo	5-07
59.32s	(6)	Karen Woods (Temple)	Indianapolis	6-18
59.44*h	(1)	Suzi Shreckhise (J Madison)	Wash DC	5-14
59.44*	(1)	Karen Hatchett (Va)	Charlottesville	5-15
59.44*	(4)	Chris McKayt (FI St/Can)	Tillmansburg	7-16
59.60	()	Showanda Williams (FI HS)		
59.67	(3)	Sherlef Taylor (Kan)	Austin	5-22
59.68	(1)	Latanya Sheffeld (S DI)	Los Angeles	3-27
59.72	(1)	Sheriffa Sanders (Ok)	Waco	4-22

HIGH JUMP

6' 7	(1)	Louise Ritter (PCC)	Rome	8-03
6' 5 1/4	(1)	Coleen Sommer (adidas)	Stanford	4-02
6' 4	(2)	Pam Spencer (Puma)	Indianapolis	6-18
6' 4	(3)	Debbie Brillt (PCC/Can)	Cologne	8-28
6' 2 3/4	(2)	Joni Huntley (PCC)	Modesto	5-14
6' 2 3/4	(1)	Lisa Bernhager (Idaho HS)	State College	6-25
6' 2	(1)	Ann Bair (Va)	Philadelphia	4-28
6' 1 1/2	(1)	Disa Gisladdottir (Al/Ice)	Gainesville	3-19
6' 1 1/2	(H)	Jackie Joyner (UCLA)	Houston	5-30
6' 1 1/2	(2)	Wendy Markham (FI St)	Houston	6-04
6' 1 1/2	(3)	Katrina Johnson (Az)	Houston	6-04
6' 1 1/2	(1)	Mary Moore (Wa HS)	New Britain	7-31
6' 1 1/4	(2)	Bonnie Harrington (Ball St)	Colorado Springs	7-03
6' 1 1/4	(2)	Phyllis Blunston (Un)	Oslo	7-09
6' 1	(1)	Tonya Mendonca (Cal HS)	Bakersfield	6-04
6' 0 3/4	(1)	Kari Gossweiler (UCLA)	Long Beach	5-21
6' 0 3/4	(1)	Jane Clough (Ok)	Stillwater	5-14
6' 0	(1)	Sue McNeal (CP/SLO)	Los Angeles	3-19
6' 0	(H)	Jane Frederick (AW)	Santa Barbara	4-16
6' 0	(1)	Yvonne Netteville (Purdue)	Lafayette	4-23
6' 0	(3)	Tammela Penny (Md)	Philadelphia	4-28
6' 0	(2)	Mary Mol (Iowa)	Lafayette	5-21
6' 0	(3)	Camille Harding (Wa HS)	State College	6-25
6' 0	(2)	Julie White (Bos/Can)	Calgary	
6' 0	(H)	Annette Tannandert (Col/Swe)	Helsinki	8-08
5' 11 3/4	(H)	Cindy Greiner (AW)	Los Angeles	3-27
5' 11 3/4	(1)	Shelly Fehrman (Az HS)	Glendale	4-09
5' 11 1/2	(1)	Maggie Garrison (Hatch)	Seattle	4-23
5' 11 1/2	(3)	Carina Westover (Ore St)	Modesto	5-14
5' 11 1/2	(3)	Linda McCurdyt (Hst/Can)	Modesto	5-14
5' 11 1/2	(Q)	Frances Daniell (LAM)	Indianapolis	6-17
5' 11 1/2	(6)	Young (La)	Colorado Springs	7-03
5' 11 1/2	()	Countess Woods (Troy St)		4-01
5' 11 1/4	(1)	Debra Larsen (USC)	Pomona	4-09
5' 11 1/4	(1)	Clarissa Gregory (E Ky)	Murfreesboro	5-06
5' 11 1/4	(H)	Tonya Alston (UCLA)	Houston	5-30
5' 11	(7)	Rita Graves (Kan St)	Houston	6-04
5' 11	(1)	Carol Lewis (Hst)	Houston	3-26
5' 11	(1)	Sherri Bryant (Ind HS)	Indianapolis	6-04
5' 11	(4)	Tatiana Smolin (Will TC)	State College	6-25
5' 11	()	Angela Bradbury (Ind HS)		
5' 10 1/2	(H)	Renee Nickles (Kangaroo)	Austin	4-08
5' 10 1/2	(1)	Harrell (USMC)	Long Beach	5-08
5' 10 1/2	(1)	Denise Yamada (Cal HS)	Cerritos	5-21
5' 10 1/4	(1)	Dianne Baumann (Wa)	Seattle	4-30
5' 10 1/4	(Q)	Lisa Greenfield (Col)	Houston	6-02
5' 10 1/4	(Q)	Thea Ackerman (Mt St Mary's)	Houston	6-02
5' 10	(3)	Lori Clark (S DI)	San Diego	3-05
5' 10	(1)	Bonnie Harrington (S Car St)	Knoxville	4-09
5' 10	(2)	Angie Jones (Knox TC)	Knoxville	4-09
5' 10	()	Yvonne Heinrich (N Car St)	Knoxville	4-09
5' 10	(1)	Lisvia Jackson (Temple)	Piscataway	4-23
5' 10	(4)	Joanna Bullard (Mich)	Philadelphia	4-28
5' 10	(H)	Myrtle Chester (Tn)	Philadelphia	4-30
5' 10	(1)	Melinda Clark (Tx HS)		
5' 10	(1)	Andy Press (Tx HS)		
5' 10	(5)	Chandra Roberts (CSLB)	Los Angeles	5-15
5' 10	()	Wendy Sherman (Wa HS)		
5' 10	()	Shelly Jorgenson (Oh HS)		
5' 10	()	Tonia Watkins (Ind HS)		
5' 10	()	Leslie Nixon (Ct HS)		
5' 10	()	Colleen Costello (Ind HS)		

LONG JUMP

22'10 1/2	(1)	Carol Lewis (Hst)
21'11 3/4	(1)	Kathy McMillan (Un)
21'10 3/4	(1)	Halcyon McKnight† (Kan/Jam)
21'10	(Q)	Jennifer Inniss† (CSLA/Guy)
21' 9 1/2	(1)	Gwen Loud (Hawaii)
21' 9	(4)	Jackie Joyner (UCLA)
21' 6 3/4	(2)	Dorothy Scott† (Atoms/Jam)
21' 5 3/4	(2)	Angela Thacker (Nb)
21' 4	(1)	Becky Clayton (Un)
21' 4	(3)	Pat Johnson (Un)
21' 4	(1)	Menka Sykes (Ga HS)
21' 3 1/2	(1)	Sheila Nicks (Cal JC)
21' 2 3/4	(H)	Marlene Harmon (CS Northridge)
21' 0 1/2	(Q)	Meledy Smith (Tx HS)
20'10 3/4	(1)	Rhonda Paine (Az St)
20' 9 3/4	(1)	Colette Williams (S Car St)
20' 8 3/4	(1)	Sabrina Douglas (St Aug)
20' 8	(H)	Annette Tannander† (Col/SWE)
20' 7 3/4	(1)	Sandy Crabtree (CA)
20' 7 3/4	(3)	Kelly Wenlock† (Kan St/GB)
20' 7 1/4	(1)	Tracey Valentine (Tx Sth)
20' 7 1/4	(1)	Fletcher (USC)
20' 7	(1)	Janet Yarbrough (CP/SLO)
20' 6 1/2	(2)	Galloway (UMES)
20' 6 1/2	(1)	Dorothea Brown (Wis)
20' 6 1/2	(2)	Sabrina Williams (USC)
20' 6	(1)	Michelle Kelly (UC Irvine)
20' 6	(2)	Alice Bennett (FI St)
20' 5 3/4	(3)	Veronica Bell (SCC)
20' 5 1/2	(3)	Brenda Bailey (Howard)
20' 5 1/4	(4)	Marjan Goedhart† (Nb/Hol)
20' 5 1/4	(1)	Sharieffa Barksdale (Tn)
20' 5	(1)	Janet Buntin (Mont St)
20' 4 1/2	(1)	Evalene Hatcher (Ms Int)
20' 4 1/4	(1)	Carla Jackson (Ab Ch)
20' 4	(1)	Robin Taylor (Old Dom)
20' 4	(1)	Cathy Fisher (Md JC)
20' 3 1/2	(7)	Donna Thomas (N Tx St)
20' 3 1/4	(5)	Kelley Eubanks (Mo)
20' 3 1/4	(1)	Lori Risenhover (Adams St)
20' 3	(2)	Claire Connor (NJ HS)
20' 2 3/4	()	Teresa Allen (NC HS)
20' 2 3/4	()	Wendy Brown (Cal HS)
20' 2 1/2	()	Maya Berzuet† (N Az/Isr)
20' 2 1/2	(1)	Ingrid Boyce (Mich)
20' 2 1/2	(1)	Val Boyer (Un)
20' 2	(1)	Julie Hay (Mn/Duluth)
20' 2	(2)	Velma McClain (Cal JC)
20' 1 3/4	(2)	Lorna Chatman (Jsk St)
20' 1 1/4	(3)	Chandra Roberts (CSLB)
20' 1	(3)	Stevenson (Sth)
20' 1	(Q)	Yolanda Devers (Cal HS)
20' 0 1/2	(1)	Vivian Riddick (Penn St)
20' 0 1/2	(2)	Regina Swaim (Ab Chr)
20' 0 1/4	(4)	Nina Williams (Ill St)
20' 0 1/4	(1)	Kathy Rankins (Ga)
20' 0	()	Tammy Bryant (Cal HS)

WIND AIDED

23' 1 1/4	(3)	Carol Lewis (Hst)
22' 5 3/4	(2)	Jennifer Inniss† (CSLA/Guy)
22' 2 1/2	(2)	Jackie Joyner (UCLA)
22' 0 3/4	(1)	Kathy McMillan (Un)
21'10	(3)	Gwen Loud (Hawaii)
21' 7 1/4	(2)	Dorothy Scott† (Atoms/Jam)
20'11 3/4	(1)	Donna Thomas (N Tx St)
20' 9	(1)	Meledy Smith (Tx HS)
20' 8 3/4	(1)	Cynthia Henry (UTEP)
20' 9	(1)	Annette Tannander† (Col/Swe)
20' 7	(Q)	Veronica Bell (SCC)
20' 4 1/4	(1)	Colleen Gibson (Ore St)
20' 4	(1)	Lori Risenhover (Adams St)
20' 4	(2)	Melba Allen (Un)
20' 3 3/4	(1)	Anna Van (Az St)
20' 1	(1)	Cindy Greiner (AW)
20' 0 1/4	(4)	Angie Jones (Jsk St)
20' 0	(1)	Tammy Bryant (Cal HS)

SHOT PUT

62' 3 3/4	(1)	Meg Ritchie† (Az/GB)
58' 5 1/4	(1)	Lorna Griffin (AW)
57'11 1/4	(1)	Ria Stalmant† (LATC/Hol)
57' 0 3/4	(2)	Peggy Pollock (CSLB)
56' 8 1/2	(1)	Denise Wood (Knox TC)
56' 6 3/4	(Q)	Carol Cady (Stanford)
56' 1	(1)	Regina Cavanaugh (Rice)
55' 9	(1)	Marita Walton† (Md/Ire)
54' 9 1/2	(2)	Ramona Pagel (Un)
54' 7 1/4	(4)	Bonnie Dasse (CA)
53' 9 3/4	(6)	Elaine Sobansky (Penn St)

Luxembourg	7-20
Caracas	8-28
Des Moines	4-30
Houston	6-02
Los Angeles	5-15
Indianapolis	6-18
Tempe	4-02
Lawrence	4-23
Columbus	5-08
Colorado Springs	7-03
Atlanta	6-24
Modesto	5-21
Colorado Springs	7-02
Indianapolis	6-17
Tempe	3-12
Tallahassee	4-16
Cape Girardeau	5-28
Stillwater	5-14
Irvine	5-07
Lawrence	4-23
Baton Rouge	5-07
Long Beach	5-21
Fresno	4-09
Lafayette	5-21
Long Beach	5-21
Northridge	4-17
Knoxville	5-21
Walnut	4-24
Lawrence	4-23
Lexington	5-14
Bozeman	4-30
Knoxville	4-08
Lubbock	4-09
Williamsburg	4-02
San Angelo	5-21
Houston	6-04
Lawrence	4-23
Charleston	5-25
Williamsburg	4-02

Tucson	4-30
Toledo	5-07
Walnut	5-30
Moorhead	5-06
Modesto	5-21
Baton Rouge	5-07
Long Beach	5-21
Baton Rouge	5-07
Cerritos	5-27
Fairfax	4-01
Waco	4-22
Des Moines	4-30
Athens	5-07

Helsinki	8-14
Indianapolis	6-18
Brussels	8-26
Colorado Springs	7-03
Indianapolis	6-18
Los Angeles	5-15
Modesto	5-14
Houston	4-02
Houston	4-02
Porsgrunn	7-22
Indianapolis	6-17
Eugene	5-21
Colorado Springs	4-02
Houston	4-02
Tucson	5-07
Eugene	5-14
Baton Rouge	5-07
Ventura	4-23

Tucson	5-08
Goleta	7-19
Modesto	4-14
Tucson	5-14
Indianapolis	6-19
Indianapolis	6-17
Los Angeles	6-26
Stanford	4-02
Modesto	5-14
Indianapolis	6-19
Houston	6-03

53' 7 3/4	(1)	Natalie Kaalawahia (Cal HS)
53' 1 1/2	(Q)	Quenna Beasley (Ore)
53' 0 3/4	(Q)	Marcia Mecklenberg (Bobcat TC)
52'10	(1)	Leslie Deniz (Az St)
52' 1 1/4	(2)	Nini Davis (PAL)
51'11 3/4	(1)	Sharon Hamilton (CS Bak)
51'11	(9)	Annette Bohach (W Mich)
51' 9	(1)	Karen Waddell (PV)
51' 5 1/2	(1)	Karen Wood (Nb)
51' 4 1/4	(1)	Stine Lerdahl† (Kan/Nor)
51' 3 1/2	(1)	Jennifer Lemke (Az St)
51' 0 1/2	(1)	Dorothy Jones (Cal JC)
51' 0 1/4	(8)	Pinky Suggs (Kan St)
50'11 3/4	(1)	Jennifer Smit (Un/Hol)
50'10 3/4	(1)	Karen Nitsch (Wis)
50' 9 3/4	(1)	Julie Jones (BYU)
50' 8	(1)	Pat Walsht† (Tn/Ire)
50' 4	(2)	Lorraine Costanzo (Az)
50' 2 1/2	(2)	Early Douglas (Tx Tech)
50' 2 1/2	(2)	J. Smith (El Paso TC)
50' 1 3/4	(1)	Carla Garrett (NM HS)
50' 0 3/4	(4)	Diana Clements (Cal JC)
50' 0 3/4	(Q)	Sandy Burke (Taunton TC)
49'11	(H)	Jane Frederick (AW)
49'11	(2)	Jo Beth Palmer (Tx)
49' 6 1/2	(4)	Mary Hyder (Mo)
49' 5	(1)	Kam Johnson (Ore St)
49' 4 1/2	(5)	Pam Dukes (Stanford)
49' 4 1/4	(1)	Jackie Henry (Wa)
49' 3	(6)	Linda Toman (UCLA)
49' 1 3/4	(3)	Stephanie Thomas (Tn)
48'11 1/4	(5)	Lisa Ferry (Hst)
48' 8 3/4	(1)	Palge Dougherty (Ore HS)
48' 6 3/4	(2)	Susie Ray (UCLA)
48' 3 1/2	(1)	Kathy Picknell (Ore TC)
48' 3 1/4	(2)	Deborah Corley (CS Bak)
48' 2 3/4	(6)	Jackie Norton (BYU)
48' 2 3/4	(2)	Debbie Lombardi (Wa St)
48' 2 1/2	(1)	Pia Iacovo (Al)
48' 2 1/2	()	Donna Williams (FI HS)
48' 1 1/4	(1)	Cindy Lensmire (Wis/La Crosse)

DISCUS THROW

221' 3	(1)	Meg Ritchie† (Az/GB)	Scotch Plains	7-14
220' 6	(1)	Ria Stalmant† (LATC/Hol)	Walnut	4-24
213' 1	(1)	Leslie Deniz (Az St)	Tempe	4-16
207' 8	(1)	Carol Cady (Stanford)	San Jose	5-28
203' 2	(1)	Lorna Griffin (AW)	Eugene	6-04
192' 1	(Q)	Pia Iacovo (Al)	Houston	6-02
190'10	(2)	Kathy Picknell (Ore TC)	Eugene	6-04
190' 3	(5)	Penny Neer (Ann Arbor TC)	Indianapolis	6-18
189' 4	(1)	Denise Wood (Knox TC)	Knoxville	5-07
187'10	(1)	Lynne Anderson (Ore TC)	Minneapolis	5-07
186' 8	(1)	Pat Walsht† (Tn/Ire)	Lexington	5-13
184' 3	(4)	Julie Hansen (Converse)	Los Angeles	5-15
182'10	(1)	Gale Zapharopolous (Wt City)	Austin	5-22
179'10	(2)	Becky Levi (Az)	Tucson	5-07
178'10	(Q)	Victoria Gay (Tx Sth)	Indianapolis	6-17
177' 8	(5)	Julie Jones (BYU)	Houston	6-04
176' 9	(4)	Jackie Wallace (Tn)	Stanford	4-02
176' 4	(5)	Quenna Beasley (Ore)	Los Angeles	5-15
174'11	(5)	Karen Nickerson (Stanford)	Los Angeles	6-24
174' 9	(1)	Natalie Kaalawahia (Cal HS)	Cerritos	5-28
174' 3	(3)	Loreena Anderson (Mn)	Des Moines	4-30
173'11	(Q)	Cindy Johnson (USC)	Houston	6-02
173' 7	(3)	Karen McDonald (Knox TC)	Knoxville	5-07
172'11	(1)	Karen Wood (Nb)	Lincoln	5-06
170' 5	(5)	Marita Walton† (Md/Ire)	Stanford	4-02
169' 9	(1)	Diane Oswalt (CS Hayward)	San Francisco	5-14
169' 5	(Q)	Mary Hyder (Mo)	Indianapolis	6-17
169' 1	(1)	Joan Gago (Hawaii)	Honolulu	4-27
168' 4	(3)	Glenda Ford (CS Hayward)	Berkeley	3-26
168' 2	(Q)	Carla Garrett (NM HS)	Indianapolis	6-17
166'11	(6)	Cindy Crapper† (Ky/GB)	Lexington	4-16
166' 6	(1)	Nadine Cox (Ohio St)	Lafayette	4-23
166' 2	(2)	Leslie Hoerner (Ala)	Northridge	4-17
166' 1	(1)	Becky Fettig (Mn)	Lafayette	5-21
165' 7	(2)	Kelly Landry (Al)	Baton Rouge	3-25
165' 7	(3)	Jackie Norton (BYU)	Tucson	3-26
165' 3	(3)	Jo Beth Palmer (Tx)	Austin	5-22
165' 2	(1)	Lindy Toman (UCLA)	Los Angeles	3-19
164'10	(2)	Ramona Pagel (Un)	San Diego	3-05
164' 7	(1)	Jorunn Tangent† (Ok/Nor)	Norman	4-29
163' 8	(1)	Cindy Lensmire (Wis/La Crosse)	Naperville	5-28
163' 1	(1)	Karen Martin (Ore)	Eugene	3-12
162'11	()	Kim Kesler (Cal HS)		
162' 5	(5)	Pinky Suggs (Kan St)	Des Moines	4-30
162' 4	(1)	Kaylor (Un)	Walnut	5-30
161' 4	(1)	Sonia Smith† (S Id CC/?)	Rexburg	4-09
161' 3	(3)	Dede Kavanaugh (Tx)	Austin	4-09
161' 3	(5)	Liz Polyak† (Ky/?)	Lexington	4-16
160'10	(2)	Paula McGuire (Ga)	Tuscaloosa	4-21
160'10	(1)	Pat Washington (SEMO)	Warrensburg	5-07
160' 8	()	Beth Stuart (Nb HS)		

159'11	()	Amy Jackson (Ind HS)		5659w	(2)	Myrtle Chester (Tn)	Colorado Springs	7-02
159'11	()	Patty Purper (ND HS)		5638	(1)	Marjan Goedhart† (Nb/Hol)	Lawrence	4-21
159' 8	(6)	Robin Small (Un)	Des Moines	5622w	(3)	Mary Harrington (4-Cor TC)	Walnut	4-21
159' 5	(2)	Cindi Durchslag (Cal)	San Jose	5621	(6)	Lana Zimmerman (LSU)	Houston	5-31
158' 8	(5)	Sue Springer (Cal)	San Diego	5620	(7)	Carrie McLaughlin (S Di)	Houston	5-31
158' 7	(4)	Pat Jefferson (Tx Tech)	Austin	5611	(8)	Tonya Alston (UCLA)	Edmonton	7-03
158' 7	(2)	Toni Lutjens (Cal HS)	Cerritos	5579	(1)	Debbie DaCosta (Ga)	Lexington	5-13
158' 4	(2)	Heather Kuusela (Un/Fin)	Provo	5553	(3)	Debbie Larsen (USC)	Oceanside	8-28
158' 2	(1)	Regina Cavanaugh (Rice)	Fort Worth	5542	(11)	Heidi Mann (Fl)	Houston	5-31
158' 2	(3)	Gail Smith (Iowa)	Lafayette	5490w	(4)	Lauri Young (NE La)	Colorado Springs	7-02
158' 1	(2)	Esthermarie Hillman (Az)	Tempe	5448	(2)	Kathy Gillespie (Iowa)	Los Angeles	3-28
157' 9	(2)	Lisa Ferry (Hst)	Houston	5444w	(5)	Juanita Alston (Fred TC)	Colorado Springs	7-03
157' 9	(1)	Elaine Sobansky (Penn St)	Piscataway	5435	(13)	Lori Smith (S Di)	Houston	5-31
157' 8	()	Debbie Smith (Ind HS)		5430w	(6)	Carla Battaglia (Ind)	Colorado Springs	7-02
157' 7	(2)	Becky McGranahan (Kan)	Des Moines	5412	(14)	Kerry Bell (USC)	Houston	5-31
157' 6	(Q)	Lenora Barnes (Cal HS)	Cerritos	5402	(2)	Tracy Hanlon (Army)	Cape Girardeau	5-26
157' 6	()	Colleen Rosensteel (Pa HS)		5387	(1)	Ann Blair (Va)	Clemson	4-23
156'11	(2)	Sherry Schoenborn (Idaho)	Eugene	5385	(2)	Renee Nickles (Kangaroo)	Austin	4-09
155' 9	(5)	Karen McDonald (Tn)	Gainesville	5383w	(1)	Sonja Crowther (Ore St)	Eugene	5-21
155' 7	(3)	Athena Kepas (BYU)	Provo	5357	(3)	Janet Nicolis (CP/Pomona)	Cape Girardeau	5-26
				5346	(1)	Camille Harding (Wa HS)	State College	6-25
				5342	(2)	Sue Brownell (Out)	Santa Barbara	4-17
				5335	(3)	Margot Rogus (Ind)	Lawrence	4-21
				5324	(4)	Jill Lancaster (Kangaroo)	Austin	4-09
				5314	(1)	Jristina Ponton† (Idaho St/?)	Boise	4-23
				5313	(5)	Yutta Shelton (Al)	Lexington	5-14
				5304	(7)	Linda Hightower (Ore TC)	Walnut	4-21
				5288	(6)	Linda Spenst† (Md/Can)	Oceanside	8-28
				5177	(4)	Chris Dubois (CP/SLO)	Cape Girardeau	5-26
				5157	(1)	Chris Davenport (Iowa)	Des Moines	4-16
				5155	(5)	Ann Skjaeveldand (UTEP/Nor)	Austin	4-09
				5148	(2)	Laura Kirkham (Ohio HS)	State College	6-25
				5140	(1)	Tamsen Burke (Ohio Univ)	Mt. Pleasant	5-14
				5129w	(2)	Viguie (Cal)	Eugene	5-21
				5095w	(10)	Jenny Stary (CA)	Walnut	4-21
				5094	(1)	Erin Dougherty (Az JC)	San Angelo	5-21
				5079	()	Frederica Winley (NY HS)		
				5077	(5)	Ticka Simon (CS Hayward)	Cape Girardeau	5-26
				5069	(6)	Jackie Gregware (SE Mo)	Cape Girardeau	5-26
				5060	(12)	John (Az)	Walnut	4-21
				5041	(1)	Tina Shriver (Towson St)	Wash DC	5-15
				5040	(2)	Sharon Pfister (W Va)	Wash DC	5-15
				4991	(2)	Donna Tiegs (Un)	Des Moines	4-16
				4983t	(2)	Catherine Anderson (Idaho JC)	San Angelo	5-21
				4983t	(2)	Bonnie Byers (Ill JC)	San Angelo	5-21
				4977	(7)	Denise Armstrong (Tx)	Austin	4-09
				4971	(7)	Tina Glenn (CP/Pomona)	Cape Girardeau	5-26
				4968	(8)	Joyce Van Ginhoven (Millersville)	Cape Girardeau	5-26
				4955	(1)	Deanne Malvino (CS Sonoma)	Naperville	5-16
				4938	(1)	Barb Lyon (G Mason)	Annapolis	5-25
				4938	(9)	Jenice Hammonds (Ashland)	Cape Girardeau	5-26
				4927	(2)	Beth Sheehan (Va)	Charlottesville	3-26
				4924	(1)	Cindy Holmes (Kangaroo)	Tucson	3-26
				4924	(6)	Laura Mzingo (Tn)	Lexington	5-18
				4922	(2)	Sue Patterson (Cal JC)	Fullerton	6-05

JAVELIN THROW

211'11	(1)	Karin Smith (AW)	Walnut	4-24				
201' 3	(1)	Denise Thiemard† (Nb/Swi)	Stillwater	5-13				
198' 7	(1)	Kate Schmidt (PCC)	Los Angeles	5-15				
191' 2	(3)	Deanna Carr (Wa)	Los Angeles	6-25				
188' 1	(2)	Lynda Hughes (Ore)	Walnut	4-24				
180' 0	(2)	Roz Rouse (Ore)	Los Angeles	5-15				
179' 8	(4)	Patty Kearney (Ore TC)	Indianapolis	6-18				
179' 7	(H)	Suzie Ray (UCLA)	Houston	5-31				
179' 4	(5)	Mary Osborne (Stanford)	Indianapolis	6-18				
179' 0	(1)	Barbara Moro (WAC)	San Diego	4-29				
178' 2	(7)	Liz Mueller (CA)	Indianapolis	6-18				
178' 0	(1)	Jackie Nelson (Un)	Walnut	4-23				
175' 4	(2)	Lori Kokkila† (Tx/Can)	Calgary	7-				
175' 4	(1)	Michelle Olivera (Cal HS)	New Britain	7-31				
173' 7	(Q)	Kathy Calo (Kent St)	Houston	6-01				
172' 4	(1)	Sonja Smith† (S Id CC/?)	Nampa	4-30				
171'11	(2)	Mary Chrobak (Tx)	Colorado Springs	7-03				
171'10	(1)	Iris Gronfeldt† (Al/Ice)	Lexington	5-13				
171' 5	(2)	Donna Mayhew (S Di)	Tucson	5-14				
170' 6	(1)	Vickie Smiley (Wa)	Seattle	4-16				
169' 6	(2)	Dodie Campbell (Az St)	Tempe	4-09				
169' 4	(2)	Danela Barnes (CP/SLO)	San Diego	3-05				
166'11	(1)	Cindy Crappert† (Ky/GB)	Lexington	4-16				
166' 2	(1)	Marilyn Senz (Penn St)	Fairfax	4-02				
165'10	(2)	Sherril Schoenborn (Idaho)	Seattle	4-23				
165' 3	(3)	Jane Frederick (AW)	Stockholm	7-26				
165' 0	(2)	Julie Vobora (Ore)	Eugene	4-30				
164' 2	(1)	Myllissa Coleman (Idaho)	Davis	4-16				
164' 0	(1)	Marla Haley (Weyland Bap)	Charleston	5-27				
163' 9	()	Karen Szerkowski (ND HS)						
162'11	(1)	Tracy McCarthy (Wa HS)	Tacoma	5-28				
162' 9	(1)	Donna O'Carroll (PAL)	Piscataway	4-23				
162' 6	(3)	Karen Martin (Ore)	Seattle	4-23				
161'10	(1)	Julie Ravary (C Mich)	Mt. Pleasant	4-16				
161' 0	(2)	Griffith (S Car St)	Philadelphia	4-28				
160'11	(1)	Lorna Martinsen (C Wa)	Ellensburg	4-23				
160'10	(2)	Deena Bernstein (S Di)	Los Angeles	3-27				
160' 7	(2)	Debbie Smallwood (Ok St)	Stillwater	5-13				
160' 1	(1)	Elaine Sundby (AIA)	Sacramento	4-16				
160' 0	(1)	Jennifer Cronin (Al)	Tuscaloosa	4-16				
160' 0	(3)	Beth Owens (Cal Luth)	Walnut	4-23				
160' 0	(1)	Kim Marsh (UC Davis)	San Francisco	5-14				
159'10	(1)	Carol Cady (Stanford)	Irvine	2-19				
159' 9	(1)	Martha Hart (Az)	Tucson	3-26				
159' 7	()	Dawn Stedham (Wa HS)						
159' 1	(1)	Loreena Anderson (Mn)	Lafayette	5-21				
159' 1	()	Julie Waage (Ore HS)						
158' 9	(2)	Carla Battaglia (Ind)	Lafayette	5-21				
158' 7	(3)	Bonnie Dasse (CA)	Los Angeles	3-27				
158' 3	(2)	Sandy Bean (Idaho St)	Ogden	5-14				
158' 3	()	Patty Smith (Ore HS)						
158' 0	()	Gigi Brown (Wa HS)						
157' 8	()	Sherry MacKinney (Pa HS)						
157' 4	(1)	Denise Wood (Knox TC)	Knoxville	5-21				
157' 3	(4)	Debbie Dibb (S Di)	San Diego	4-29				
156' 6	(1)	Shelly Goddette (Vermont)	Wash DC	5-15				
156' 6	(4)	Pam Passera (Tn)	Lexington	5-18				

HEPTATHLON

6365	(1)	Jackie Joyner (UCLA)	Houston	5-31				
6287	(1)	Jane Frederick (AW)	Santa Barbara	4-17				
6266w	(1)	marlene Harmon (CS Northridge)	Colorado Springs	7-02				
6068	(2)	Cindy Greiner (AW)	Caracas	8-25				
5962	(3)	Patsy Walker (Hst)	Houston	5-31				
5924	(2)	Annette Tannander† (Col/Swe)	Montargis	9-11				
5706	(5)	Susie Ray (UCLA)	Houston	5-31				
5705	(2)	Joan Russell (CA)	Oceanside	8-28				

4x100m (*=Hand time +0.14; †=440y -0.14)

41.61	(1)	National Team	Colorado Springs	7-03
42.94	(1)	Florida State	Houston	6-04
43.44	(2)	Nebraska	Houston	6-04
43.61	(1)	Puma	Indianapolis	6-19
43.73	(1)	National Junior Team	Colorado Springs	7-19
43.84	(3)	Tennessee	Houston	6-04
43.84	(4)	Houston	Houston	6-04
43.90	(5)	UCLA	Houston	6-04
44.24*	(1)	CS Los Angeles	Irvine	5-07
44.24	(2)	Los Angeles TC	Los Angeles	5-15
44.71	(3)	Southern Cal Cheetahs	Los Angeles	5-15
44.79	(6)	CS Bakersfield	Houston	6-04
45.00	(3)	Prairie View	Austin	4-09
45.00	(3)	Ms International	Indianapolis	6-19
45.10	(2)	Morgan State	Cape Girardeau	5-28
45.11	(3)	Alabama A&M	Cape Girardeau	5-28
45.13	(7)	Alabama	Houston	6-04
45.19	(1)	Arizona	Tucson	5-14
45.23	(4)	Tennessee State TC	Indianapolis	6-19
45.27	(1)	UNLV	Tempe	4-16
45.31	(1)	Texas	Austin	3-26
45.36	(5)	New York PAL	Indianapolis	6-19
45.41	(1)	San Diego State	San Diego	3-05
45.44*	(1)	Tennessee State	Lexington	4-16
45.44*	(2)	Southern University	Baton Rouge	4-22
45.46	(3)	Arkansas	Des Moines	4-29
45.47	(4)	St. Augustine's	Cape Girardeau	5-28
45.50	(3)	Atoms TC	Tempe	4-02
45.50	(1)	North Texas State	Arlington	5-07
45.50	(5)	Cal Poly/SLO	Cape Girardeau	5-28
45.54*	(3)	Grambling	Baton Rouge	4-22
45.49	(1)	Mt. San Antonio JC' Cal	Walnut	5-14
45.66	(5)	Jackson State	Austin	4-09
45.71	(12)	Arizona State	Houston	6-02
45.75	(3)	Louisiana State	Baton Rouge	4-17
45.79h	(1)	Smiley HS, Houston, Tx	Pasadena	4-23
45.82	(3)	CS Hayward	Cape Girardeau	5-26
45.85h	(2)	Los Angeles Mercurettes	Los Angeles	6-25
	(1)	Illinois	Lafayette	5-21



SOME RUNNERS NEED A LITTLE EXTRA PROTECTION.



Odyssey

*Women's
Odyssey*

In the end, it is a question of anatomy. Not ability. Only when you come to terms with the structure of your own body—and how it reacts under stress—can you hope to live up to your potential. The Odyssey is an Air shoe. It comes in models for both men and women who, if they want to avoid a world of hurt, had better control that inward roll that occurs on footstrike.

One thing is certain. If anatomy is destiny, you never had so much to look forward to.

NIKE
Beaverton, Oregon