

100



STARTING LINE^{T.M.}

TRACK & FIELD FOR YOUNG ATHLETES

JULY-AUGUST 1975 VOL. 5 NO. 37

P. O. BOX 878, RESEDA, CALIFORNIA 91335



SPECIAL NATIONAL CHAMPIONSHIP ISSUE

- JUNIOR MEN & WOMEN
- BOYS AGE GROUP
- RRCA POSTAL MEET OF MILES
- AAU JUNIOR OLYMPICS
DECATHLON & PENTATHLON
- USA-USSR JUNIOR TRACK & FIELD MEET

FORUM

AGE GROUPING.... A CASE FOR Y.O.B.

We have had one full season of track & field competition to assess the merits of the new age-grouping procedure approved at the last national AAU convention. I have heard numerous comments, mostly negative, and realizing that opponents of any program are always more vocal than proponents, I offer the following case for year-of-birth age groupings.

Any system whereby athletes are grouped for competition purposes is necessarily a compromise among those attributes which determine an athlete's ability to compete. Among those attributes is the age factor, but also included are such things as height, weight, speed, strength, maturity, experience, and other possibly more subtle factors.

For years, the U.S. operated on a strictly date-of-birth system, in which athletes changed "groups" on the date of their birth. Good or bad it was simple. Only one factor had to be determined and the only bug was that it had to be determined each day to make sure an athlete had not had a birthday while no-one was watching. Obviously, the only thing which could make it simpler would be if you did not have to check so often, say only once a year! Logically comes the year-of-birth system.

All of the complaints/reservations I have heard about the newly adopted system revolve around two points, one of which is really a misconception resulting from semantics applied to the "old" system. The year-of-birth system is a two-year age grouping system the same as the discarded date-of-birth system. At no time will the youngest member in any group be more than 2 years younger than the oldest member.

The other point which is continually brought up, and which is a legitimate criticism, concerns the idea that an athlete born late in the year never gets to compete at the "top" of her group age wise. A girl or boy born on Dec. 31 for instance, never comes than 364 days in age to one born on Jan. 1. This is the extreme example, but it is a fact that athletes born in the fall/early winter will always be competing against others who are several months older than themselves. However, those who argue this point either fail to realize or purposely disregard the fact that the same criticism can be leveled at the old date of birth system.

Under the old grouping, a discus/javelin/baseball thrower born in say Feb/Mar/Apr faced the same situation; they essentially (in most part of the country) could not compete in their event when they were at or near the very top of their age bracket. Athletes with birthdays in say June,

would be prevented from competing in their own nationals in that year in which they were preparing to change age divisions, regardless of their event.

Distance runners, especially those who 'thrived' on cross country, would either miss that season at the top of their age group if they were born in August or September.

Switching to the YOB age grouping system has not created this problem, it has only switched the criteria for determining who is being discriminated against; on the one hand the athlete is penalized for having a birthdate at an inopportune time, on the other hand is penalized for having taken up the "wrong" event.

The advantages of the YOB system over the DOB system are almost too numerous to list here. Athletes are assured of not having to change division in the middle of a season, relay teams can compete intact, cross country teams do not lose their best runner(s) right before important meets, 80m hurdlers do not have to switch to 100m hurdles overnight, 13 year-old shot putters do not suddenly find the shot weighing 2-4 lbs more, etc., etc.

How many times has a coach sickeningly realized that his top quarter miler in the 10-11 division turns 12, 3 days before the association age group championships? Or had it called to his attention by the athlete herself that she was entered in the wrong age group.

An athlete would find it much more difficult to compete out of age now simply because she or he would have to do it over a longer period of time in order to accomplish anything.

I have heard people cry out against doing something simply because the 'rest of the world' does it, but by the same token there is something to be said for being in step. Refusing to switch to the metric system, for instance, when the 'rest of the world' is solidly on that system can only hurt and continue to hurt our program here.

In conclusion, this is probably one of the most progressive proposals ever passed at a National Convention. Once we are past the initial transition period (the first 2 years) the disadvantages will pale to insignificance and we will have a more workable program than we had.

P.S. - I might add that I have not heard one word of criticism from athletes about the system (although I am sure there have been some).

FLOYD HIGHFILL,
Coach, Albuquerque OC,
New Mexico

MORE AGE GROUPING.... DIFFERENT IDEAS

It seems that our first responsibility should be the development and growth of youngsters, and my experience with the present age grouping system has been that it confuses most, discourages some and the general consensus being that it is unfair!!

After eighteen months of hearing coaches, parents, administrators and the media talk and argue about the subject, I decided to ask some of the youngsters what they thought.

Following are some of their comments:

"It doesn't seem fair to the other kids, but I like it a lot" said a 9 year-old girl who turned 10 in Jan.

"Cross Country really scares me. I run with the Juniors until the week before the Nationals, then I get the shift" from a mid-November birthday.

An 11 year-old girl offered her solution, "it seems to me that January is a bad month for the summer events. Some kids are so much older than others by then. I like the Junior Olympics (May 1st) the way it is, because most kids are approximately the same age. I know it is hard to keep up with the changes, but it seems the fairest way."

After thinking about this girl's plan. I drafted a proposal for determining age groups. I know there are administrative and paper work problems, but how about the athlete?

Track & Field - Date of meet, except for progressive meets or postal meets. Cross-Country - September 1st for both AAU and J.O.

Since Track & Field extends over such long period of time, athlete would be more evenly matched in competition throughout the season. Exception should be made for progressive meets and postal competition in that it takes a period of time to conduct elimination rounds or postal competition. In addition, provision should be made to condense the J.O. track & field program, to prevent the 2-3 week gap between Association, regional and National meets.

September 1st is suggested as the Cross Country date for both AAU & J.O. Most Championships take place between mid-November and mid-December and the youngsters need at least 10 weeks of training and competition in their age group. This period is important, especially for the younger runner.

I know my suggestions will meet unfavorable reaction by most adults who are concerned with the paper work, record keeping and international image. However, I am talking about the development of kids and that is the only important matter.

Maybe we need a separate committee for age group activities. STARTING LINE would be surprised if they would take a poll of the participating athletes concerning age grouping.

JERRY MONTGOMERY,
Boys & Girls Age Group Chairman,
Gulf Association/AAU Alief, Texas



JULY-AUGUST 1975 VOL.5 NO.37

STARTING LINE

P.O. BOX 878, RESEDA, CALIFORNIA 91335
(6402 Enfield Avenue, Reseda)

Published & Edited

by

MAX ZUCKER and BILL PECK

Advertising & promotion . . **MAGGIE PENTURFF**

Art Direction & Graphics **JAMES DIAZ**

STARTING LINE depends on contributions of results, news, opinions and photos from all of our readers (athletes, coaches, officials, parents, and general followers of junior and age group track & field).

It is more likely that your contributions will appear in the pages of STARTING LINE if you adhere to the following guidelines when submitting material:

RESULTS

Include first and last name of at least the first three competitors in each event, along with hometown or team affiliation, time or distance of each competitor listed, type of track (dirt or all-weather), wind conditions (the more specific the better), height of hurdles, weight of implements (shot, discus, etc.). Also include heat or qualifying round marks (if better than final mark) and birth-dates on top athletes would be helpful for best performance lists.

NEWS

General interest items (in contrast to news merely of your team or of one individual) are more useful. We want material on both boys and girls (such as schedules of upcoming events, new teams or programs), background info on area, athletes, etc.), especially from areas which haven't gotten much space before.

OPINIONS

Are used on the Forum page to stimulate the thought and action of those involved in junior track. Conservative or "off-beat" ideas are welcome from anyone.

Telephones - If you need to call us, dial:
(213) 381-1301 (Max Zucker or Maggie Penturff/Day); (213) 345-3769 (Max Zucker/evening); (213) 666-0546 (Bill Peck/evening or weekend)

STARTING LINE IS PUBLISHED EVERY
TWO MONTHS - FEBRUARY, APRIL, JUNE,
AUGUST, OCTOBER AND DECEMBER.

Second class postage paid at
Reseda, California 91335

SUBSCRIPTION RATES

Regular Mail

ONE YEAR (6 ISSUES) - \$5.00
2 YEARS (12 ISSUES) - \$9.00
3 YEARS (18 ISSUES) - \$12.00

On the Cover PHOTO CREDIT

(Top Photo) This picture of the final of the 400m of the Junior Nationals, at White Plains, NY, is one of a remarkable series of shots taken by JEFF JOHNSON. You shall see more of them in this issue as well as the next. ROBIN CAMPBELL of Sports International (at far right), the eventual champion in this event, is already seen leading the group coming around the turn before the final straight. It was a good race, and in the photo we recognize (from left to right): SHARON DABNEY (3rd), DEBBIE PASTEL (4th), MARY DECKER (6th), WANDA NICHOLSON (5th) and runner-up PAT HELMS.

(Bottom Left) S.L. editor MAX ZUCKER went all the way to Oregon for the Boys National Meet and was glad he was able to come back with a picture of the three boys shown here - (from left to right) ANTHONY GIBSON, DAVID SAUNDERS and MORRIS COLE. These exceptional athletes are, without exaggeration, the most exciting trio to ever come along in age group competition. Together they hold the age 12 and Age 13 All-Time Best performances in the 100, 220, 440 and long jump!! Anthony, as a sprinter is superb, but as a jumper he is unmatched anywhere. His 22-8 3/4 as a 13-year-old won't be touched for some time. David is THE quarter-miler per excellence. His 50.5 performance at the Nationals put him two full seconds ahead of anyone else in the history of the sport (Age 13). Morris, of course, is the invincible sprint star in the Junior Division. His double sprint win at the Nationals was a feat he had already performed the previous year. This year he even added a 70y LH title for a little variety in his collection.

(Bottom right) FRANK ASSUMMA and PHIL SHIRLEY put on quite a show at the Boys Nationals. On the cover they are shown at the end of the exciting mile race. Frank, who has been running and winning (most of the time) in Age Group competition for half of his 14 years, won both distance titles, including a 9:31.0/2-mile the best performance ever recorded at that age. Phil, who is by comparison to Frank a new comer, is rapidly becoming one of the best distance star in this country. Besides placing 2nd in the mile, he also was a close 3rd in the 880 (2:05.3), an event in which he shares the all-time Age-12 best performance. This photo was taken by GORDON RABING. Mr. Rabing, who came to the meet to do some officiating and enjoy the show, was quickly recruited as photographer and came through for us in flying colors.

From the Editors

The coming Cross Country season will again be burdened, unfortunately, with a number of different age grouping systems. According to the latest "official" reports, Junior Olympic Boys and Girls will be grouped according to the athlete's age on September 1st (bantam = Girls or Boys 9 or under (Bantam = Boys or Girls 9 or under on 9/1/75), RRCA Boys and Girls are grouped according to their age as of the date of the meet. The same is true for AAU Boys. On the other hand, AAU Girls will be grouped according to their age on January 1 (Bantam = girls born in 1965 and later, just like in track). USTFF and other organizations have still different systems.

Year-of-birth, as we have said before, is the simplest and most commonly used method in the world. As the two thoughtful letters of Floyd Highfill and Jerry Montgomery on the opposite page point out it is not necessarily the fairest. But in fact, NO ARBITRARY METHOD OF AGE GROUPING IS FAIR. As Floyd explains in detail, some athletes are always at a disadvantage under any system commonly used. One athlete's meat is another athlete's poison, so to speak.

There is one fairly simple method of making the Year-of-birth (or any arbitrary system for that matter) more flexible and, therefore probably more fair...removing the lower limit of the age group.

If such a system would have been used this year, the AAU age groups would have been determined thusly: Bantam Division = athletes born 1965 & later; Midget Division = born in 1963 & later (rather than 1963-64)....etc. Or if you insist, 9-Under, 11-Under, 13-Under, 15-Under, etc....

Under this type of system, a younger athlete could compete against boys or girls two, three or four years older if he or she wished, but the reverse would not be allowed. In reality, this was permitted to a limited extent in the Intermediate (really the 1959 & later) girls this year. Eryn Forbes, Donna Campbell, Paula Rose and Roxanne Keating are among the girls who did very well, when they were allowed to compete against older athlete...by their choice.

A system such as this would be much more flexible and not overly complicated to administer. Let us hear what you think. Don't wait until after the rules are made (or changed) to comment...that goes for athletes too.

NATIONAL POSTAL SIX-MINUTE RUN CONTEST

STARTING LINE announces the fourth annual Six-Minute Run Postal Contest for school teams and physical education classes. its purpose is to stimulate physical fitness for boys and girls in elementary and intermediate schools.

Certificates will be awarded to the five members of at least the top three teams in each of the following divisions: (1) ELEMENTARY SCHOOL BOYS (2) INTERMEDIATE SCHOOL BOYS and (3) ELEMENTARY SCHOOL GIRLS.

Team winners in each division will be determined on the basis of the furthest total distance covered by five runners in a single six-minute timed run. All runners must attend the same school.

Contest entries may be sent at any time, but must be received by STARTING LINE no later than May 15, 1976, so we may have time to tabulate the results and mail the awards before the school term finishes.

Early entries are encouraged, and you may enter a school team more than once. ANY SCHOOL SCHOOL SUBMITTING AN ENTRY BEFORE DECEMBER 31, 1975, will receive a special prize.

School teachers or coaches may wish to have competition among their gym classes or even arrange a match with other schools. All you have to do is follow the rules and send us the results (you may write for a sample entry blank). Good luck!

CONTEST RULES

1. SCHOOLS ELIGIBLE are any public or private school in the United States (graded or ungraded schools).
2. RUNNERS ELIGIBLE for a team must be in current attendance at a single school (AAU registered runners are eligible). In Elementary Boys Division, runners must be in the sixth grade or below and must have been born after 1962. Runners in Intermediate Boys or Intermediate/Elementary Girls Division must be in the eight grade or below and must have been born after 1960.
3. A TEAM consists of any five runners at the school, who run as far as possible within a single timed six-minute period on any regulation quarter-mile (or 400m) or 220 yard track - indoor or outdoor.
4. TIMING (of the six minutes) may be done with any acceptable watch with a sweep second hand.
5. MEASUREMENT of the distance covered is figured to the furthest 110 yard segment for each runner. A runner must complete 110 yards before the six-minute period expires in order to get credit for covering that distance. In case of team ties, the team with the youngest total age will get the higher place.

6. SCORING is done by taking the total distance covered by the first five runners on the team in the 6-minute span.
7. COMPETITION may be intra-mural (one school only, running by themselves) or inter-scholastic (two or more schools competing against each other). Different divisions may be run separately or combined into one race. A school may submit an entry for more than one team in a division, and may enter any and all divisions. Schools may enter the same team any number of times (have several different races at different times, e.g.). However, all members of a team submitted as an entry must have run at the same time.
8. ENTRIES must be received by STARTING LINE Magazine, PO Box 878, Reseda, CA 91335, no later than May 15, 1976. Write for entry blanks or submit the following information: (a) name of school, with address, (b) site of competition - name of field and city, (c) date of competition, (d) first and last names of the scoring athletes, plus grade in school and birthdate of each runner, (e) distance covered by each runner, to the furthest quarter-lap...e.g. 4½ laps, 3¾ laps, 3 laps, etc..., (f) the names and positions of two verifying adults (one of which should be an employee of the school).

AAU JUNIOR WOMEN PENTATHLON CHAMPIONSHIPS

LOS ALAMOS, NM - JUNE 20 & 21

FROM FLOYD HIGHFILL

Pentathletes usually go wild at Los Alamos, but not this year. Nebraskan NANCY KINDIG and ARIZONAN CINDY MITCHELL turned in solid, though not spectacular series to qualify for the USA team and the USSR Dual Junior meet.

Disaster struck favorite and two-event leader DANA COLINS of Salem, Oregon. Dana, who had scored well over 4000 points earlier, missed her opening height (5-0) in the high jump here to completely eliminate herself from contention.

	100mH (33")	Shot P 4 kg	High Jump	Long Jump	200m Dash	Total Score
NANCY KINDIG (Nebraska TC).....	14.3	32-9	5-1½	17-10½	24.9	3854
CINDY MITCHELL (Cactus Wrens)...	14.6	28-5½	5-5½	17-7½	25.8	3727
PATSY WALKER (Thurston Co Str)	14.6	24-8	5-5½	17-6	25.0	3698
ANITA LEE (Detroit Varsity Cl)	15.1	31-4½	5-4½	18-0½	26.4	3685
CAROL HANCOCK (The Colo Gold)...	15.4	32-9½	5-3	17-11½	26.2	3661
LISA THOMAS (Colorado Flyers)...	15.3	31-4½	5-4½	17-0	25.7	3648
KIM SCHOFIELD (Springfield Str)	15.9	28-5	5-3	18-2	25.0	3633
JENNY STARY (SAL TC, CA).....	16.0	34-11½	5-1½	16-11	26.9	3484
LORI WEST (U of Colo TC).....	16.9	35-5½	5-3	16-3	27.1	3382
LISA MITCHELL (W Suburban TC)...	15.2	24-8½	5-4½	17-0½	27.5	3373

(4)

BOYS NATIONAL AAU CROSS-COUNTRY CHAMPIONSHIPS

in conjunction with
MEN'S NATIONAL AAU CROSS COUNTRY CHAMPIONSHIPS

PLACE:

UNITED STATES NAVAL ACADEMY, ANNAPOLIS, MARYLAND
(near Washington, DC and Baltimore)

DATE:

SUNDAY, NOVEMBER 30, 1975 at 7:30 A.M.

SCHEDULE:

SATURDAY, NOVEMBER 29, 1975

7:30 A.M. Distance Running Clinic with Olympians

SUNDAY, NOVEMBER 30, 1975

7:30 A.M. BOYS Running Events (7 and under, 8-9, 10-11, 12-13, 14-15 and 16-17)

11:30 A.M. SENIOR MEN

AGE GROUPS:

AGE ON THE DAY OF THE MEET DETERMINES AGE GROUP

AWARDS:

TROPHIES TO TOP 25 FINISHERS AND TOP 5 TEAMS,
PLUS NATIONAL AAU MEDALS IN ALL DIVISIONS

BOYS ENTRY BLANKS FROM:

GABE MIRKIN, M.D.
11109 ROSEMONT DRIVE,
ROCKVILLE, MD 20852
(301) 770-4424

COMMEMORATIVE T-SHIRTS (\$3.50)
From: AL CANTELLO,
516 Hillsmere Drive,
Annapolis, MD 21403

1975 RRCA BOYS & GIRLS NATIONAL POSTAL MEET OF MILES

COMBINED RESULTS SUBMITTED BY KEN YOUNG
COMMENTARIES BY MAX ZUCKER

The fifth Annual RRCA National Postal Miles for Boys and Girls under 15 years of age is growing larger in size very year and has become a traditional yearly event.

Participation of teams from other countries had been encouraged and the Sussex Roadrunners Sports Club of Thonbridge, Kent, England, entered 20 athletes, beginning the trend towards international competition. Canada should be next.

Seventeen sites reported their results with close to 1800 athletes of all ages taking part.

The Rialto Roadrunners of California dominated the team competition with three titles and three seconds, as well as four individual victories in the combined standings.

KEN YOUNG, once again, tabulated the combined standings through computer. There were some difficulties in the age groupings, as all the sites didn't follow the June 25 cut-off date, and some sites didn't report birthdates. Ken will insist that next year birthdates will be required for all participants in order to avoid confusion in what age group anyone belongs.

KEY TO SITES:

AL = Aloha, Oregon (193 runners)
BL = Bloomington, Indiana (44)
BY = Bayside, New York (93)
CF = California, Pennsylvania (42)
CI = Cincinnati, Ohio (45)
FC = Fort Collins, Colorado (48)
FM = Fort Meade, Maryland (464)
HO = Houston, Texas (42)
MI = Miamisburg, Ohio (51)
ML = Mount Lebanon, Penn. (90)
NA = Nashville, Tennessee (34)
OP = Orland Park Illinois (38)
SB = San Bernardino, Calif. (123)
SJ = San Jose, California (82)
SA = Saginaw, Michigan (233)
TH = Thornton, Colorado (69)
TO = Tonbridge, Kent England (20)

COMBINED STANDINGS

* = REGIONAL SITE WINNER

BOYS 7-UNDER - Hillsboro J.D. VETSCH, running in the 8-9 Boys race at Aloha, OR, took this division in 6:07.4 over Pleasant Hills (CA) ROBERT LATTING, who earlier in the year had recorded a 6:00 flat. The very young team of NEW HYDE PARK, NY, led by RICHARD COYNE and sharpened by all the distance runs organized by their local RRCA, were the easy team winners. PAUL PALFI was the first 6 year-old at 6:49.

BOYS 7-UNDER

* J.D. Vetsch, Spartan TC-AL 6:07.4
* Robert Latting, Diablo Vly-SJ 6:08.8
* Luis Martinez, Harundale-FM 6:16.0
Patrick Coyne, Nw Hyde Pk-FM 6:19.0
John Powderly, Nw Hyde Pk-FM 6:22.0
Peter Schwannick, Vly Stream-FM 25.0
* Joey Newman, West Penn TC-ML 6:26.0
Gregg Platis, New Hyde Pk-FM 6:30.0
Jeff Ganz, Kelso Striders-AL 6:35.0
John Pels, DC CYO-FM 6:36.0

Marc Tourville, Diablo Vly-AL 6:39.5
Rich DiGiacomo, Mt Lebanon-ML 6:44.0
Paul Palfi (6) FM 6:49.0
Martin Woerner, Nw Hyde Pk-FM 6:50.0
Geoffrey Mirkin (6) Rockv'l-FM 5:51.0
Clinton Bucco, Nw Carrollton-FM 5:55.5
Jeffrey Parker (6) Ft Belvoir-FM 7.0
Gerald Bonk, Nw Carrollton-FM 6:58.0
Edward Renehan (6) Laurel-FM 6:59.0
(66 Finishers)

Team Standings (3 boys on team)
New Hyde Park (NY) 19:11
Mt Lebanon AA (PA) 22:08

GIRLS 7-UNDER - Richmond TC's JINX MANCINI recorded one of the finest mark ever at 6:32 in winning this title. LESLIE WILSON of Ridgecrest, CA, was the runner-up also under 7:00. 6 year-old CONNIE STONER of the Poison Spiders of Wyoming ran an amazing 7:06, to win her section and placing 4th overall. The excellent depth of the DORMONT TC of Pennsylvania, led by NANETTE MICHAELANGELO, gave them a decisive team title winning by over two minutes.

GIRLS 7-UNDER

* Jinx Mancini, Richmond TC-FM 6:32.0
* Leslie Wilson, Maturango Mi-SB 5:50.0
* Nan. Michelangelo, Dormont-ML 7:00.4
* Connie Stoner (6) Poison Sp-TH 7:06.0
Colleen O'Connor, Dormont-ML 7:06.5
Sarah Sherwin, Sports Int'l-FM 7:12.0

* Susan Chittick, Fleet Feet-SA 7:17.0
Shawneen O'Toole (6) LIGS-FM 7:22.0
Carol Doody (6) Rialto RR-SB 7:26.0
* Kimberly Beard, Prairie SS 7:37.0
(40 Finishers)

Team Standings (3 girls on team)
Dormont Track Club (PA) 21:50
Prairie State Striders (IL) 23:51

BOYS 8-9 - The team of EDISON RECREATION of New Jersey claimed the first three places and four of the first 6, to stand unchallenged in the combined team standings. They were led by JOE O'CONNORS' 5:38.8. The first 8 year-old was his teammate MIKE CATALANELLO whose 5:45 is 7th best ever Age-7.

BOYS 8-9

* Joe O'Connor, Edison Rec-FM 5:38.8
Todd Gibbons, Edison Rec-FM 5:43.0
Mike Catalanello (8) Edison-FM 5:45.0
* John Foley, SJ 5:45.6
Greg Kasko, Edison Rec-FM 5:48.0
* Leonard Crawford, College Pt-BY 50.2
* Dan McLemore, Las Virgenes-SB 5:51.5
Eric Anderson, MD-FM 5:53.0
Robert Pack, DC CYO-FM 5:53.0
Mike Carpenter, Salinas Vly-SJ 5:53.0
Chris Wasden, BC Huntington B-SB 4.0
* Jonathan Beasley, BL 5:55.0
Billy Taylor, Salinas Vly-SJ 5:55.8
Joe Ruff, Bloomington TC-BL 5:56.0
* John Wren, Portland TC-AL 5:56.9
John Pycior, OC Blue Angels-SB 5:57.0
Tom McKillop, Portland TC-AL 5:57.5
Todd Lichti (8) Diablo Vly-SJ 5:58.2
Billy Bartholomew, Vly Stream-FM 9.0
* Brian Belunke (8) Saginaw TC-SA 5:59.0
Chris Unestall, Laurel-FM 6:01.0
Hugh Flood, DC CYO 6:02.0
Paul Schrader, Nw Hyde Pk-FM 6:02.0
Rico Balatti, Diablo Vly-SJ 6:02.2
Rob Gilbert, Portland TC-AL 6:02.7
* Mark Reichl, Kettering Str-MI 6:03.2
* Shannan Ritchey (8) CF 6:03.8
Scott Slade (8) Morris Estate-FM 4.0
Henry Wilson, DC CYO 6:06.0
Craig Burbier, New Hyde Pk-FM 6:08.0
* Tony Wolfe, Sussex Road SC-TO 6:08.0
Paul Fredette (8) F'st Dayton-MI 8.2
Andy MacDonald, Sussex Rd-TO 6:08.4
Timothy Paul, Oregon RRC-AL 6:09.5
Greg Barbieri (8) N Hyde Pk-BY 10.0
John Martinez, Harundale-FM 6:10.0
Terry Joy, Sussex Road SC-TO 6:11.0

Barry MacDonald, N Hyde Pk-FM 6:13.0
Billy Knapp, W Seattle Tr'blz-AL 3.0
Gary Timms, Track City TC-AL 6:13.5
Bobby Sheet, Bloomington TC-BL 14.0
Andy Greig (8) MD-FM 6:15.0
Brian Wilson, BC Huntington B-SB 5.0
Paul Wade, Cupertino Y'ring-SJ 15.6
Kevin Geman, Olney-FM 6:16.0
Francis Stell, DC CYO-FM 6:17.0
* Jay Taton (8) Denver PAL-GO 6:17.7
Mark Miller, Oregon RRC-AL 6:18.2
Malcolm Lipscomb, Detroit Str-SA 8.5
* Tom Norviel (8) Duke C Dash-TH 20.0
* Tim Regan, Mt Lebanon AA-ML 6:20.5
* Paul Schwannick (8) Vly Str-FN 21.0
Matt Call (8) Saginaw TC-SA 6:21.0
Eddie Michaels (8) N Hyde Pk-FM 22.0
Dennis Shepherd, DC RRC-FM 6:22.0
Bill Cantwell (8) MD-FM 6:23.0
Jon Freckmann, Diablo Vly-SJ 6:23.3
Ed Kennedy (8) New Hyde Pk-BY 6:24.0
Danny Wilkane, Vly Str PBC-FM 6:24.0
Jim Kuskowski, Kettering Str-MI 24.8
Matt Yonish, Bethel Pk TC-ML 6:25.5
Mike Rectenwald, Bethel Pk-ML 6:26.0
Greg Compton, Poison Spider-TH 28.0
* Chris Panel, Alief TC-HO 6:28.5
Richard Kraft, DC CYO-FM 6:29.0
(150 Finishers)

Team Standings (3 boys on team)
Edison Recreation (NJ) 17:07
Portland TC (OR) 17:57
New Hyde Park (NY) 18:20
Salinas Valley TC (CA) 18:22
Diablo Valley TC (CA) 18:23
CYO TC (DC) 18:25
Sussex Road SC (England) 18:27
Bloomington TC (IN) 18:41

(From Left to Right)

- JINX MANCINI / Age 7 / Photo by NELSON LYLES/
- LUIS MARTINEZ / Photo by CALAMBRO
- JOE O'CONNOR / Photo by ADAMS/
- JOHN WREN (at right) / Photo by MYRNA WIERSON



GIRLS 8-9 - DAVIDA JACKSON of Washington, DC, who had placed 4th last year as an 8 year-old, won the combined this time after a spirited battle with KIM VAN HELDEN of New Hyde Park, at Fort Meade. Runner-up Kim led her NHP team of JOAN FENSTERMAKER and CAROLYN SONNENBERG to a narrow victory over the strong Rialto, CA, team. RACHEL BRAY from the Arrow TC (N.Cal) was the fastest 8 year-old at 6:11.1, in 13th place.



Photo/ADAMS

DAVIDA JACKSON, Girls 8-9 Champion

GIRLS 8-9

* Davida Jackson, DC CYO-FM	5:41.4
Kim Van Helden, N Hyde Pk-FM	5:47.0
* Christine Standley, Blue Ang-SB	54.0
Cindy Farrar, Rialto RR-SB	5:58.0
Lauren Miskinnis, Westlake-SB	6:00.0
* Janice Bain, Will's Sp'kts-SJ	6:00.1
* Michele Collins, Fleet Ft-SA	6:01.8
Kendrah Smartt, Detroit Str-SA	:02.6
* Kathy Kulpa, Prairie St Str-OP	:05.0
Sharon O'Brien, El Centro Sun-SB	5.7
Joan Fenstermaker, NH Pk-FM	6:08.0
Barbara Valerga, Orinda TC-SJ	6:09.1
Rachel Bray (8) Arrow TC-SJ	6:11.1
* Carolyn Sonnenberg, NH Pk-BY	6:15.0
Lisa Torres, Rialto RR-SB	6:15.0
Valerie Anderson, DC CYO-FM	6:17.0
Linda Braun, Rialto RR-SB	6:17.0
Patty McChesney, Maturango Mi-SB	7.0
Donna Meyer, Queens-BY	6:18.0
Teroga Maestes, Rialto RR-SB	6:19.0
Beth Yesmunt, Fleet Feet-SA	6:22.1

Cynthia Raley, DC CYO-FM	6:22.5
Karen Brown, Motor City TC-SA	6:23.0
Meredith Smith, Salinas Vly-SJ	:24.5
* Anita Lynn Marsh, Spartan TC-AL	25.0
* Diane Weiss, Kettering Str-MI	6:26.7
Maureen Conroy, DC CYO-FM	6:27.0
Dayna Crawford, Rialto RR-SB	6:30.0
Andrea Cervantes (8) Rsvl Gaz-AL	1.5
Jill Chittick, Fleet Feet-SA	6:32.0
Mary Graham, Blue Angels-SB	6:32.0
Kim Rench, Prairie St Str-OP	6:32.7
Meme Conn, Rialto RR-SB	6:35.0
Juli Willard (8) OR-AL	6:35.8
Laura Gerson, DC RRC-FM	6:37.0
* Hannah Russell, Mt Lebanon AA-ML	8.0
Robin Lager, Lipke TC-SA	6:39.0

Team Standings (3 girls on team)	
New Hyde Park (NY)	18:10
Rialto Roadrunners (CA)	18:30
Fleet Feet (MI)	18:56
(13 Teams finished)	



JOHN COLLINS Photo/CALAMBRO



GORDON RABING & CHRIS TAPANEN

BOYS 10-11 - MIKE ASSUMMA (5:02.4), FRANK JEWETT and DAVID TRUSEL all members of the Rialto Roadrunners, CA, went one, two and four in the combined to take the team title, almost one minute ahead of the runner-up Redwood City Flyers (CA), whose first runner was DON AVILES in the 5th spot. JOHN COLLINS of Jenkintown (PA), Fort Meade site winner, inserted himself in third position stopping a Rialto rout. The first 10 year-old was ANTHONY GERBIND of New Hyde Park at 5:30 (22nd).

BOYS 10-11

* Mike Assumma, Rialto RR-SB	5:02.4
Frank Jewett, Rialto RR-SB	5:09.0
* John Collins, Jenkintown-FM	5:09.5
David Trussell, Rialto RR-SB	5:11.0
* Don Aviles, Redwood C Flyers-SJ	18.5
* Gordon Rabing, Portland TC-AL	5:19.2
* Chris Candell, Saginaw TC-SA	5:20.8
Craig Hall, Sports Inter'nal-FM	20.8
Chris Freckmann, Diablo Vly-SJ	:22.6
Dezi Bunting, Rdwd C Flyers-SJ	:22.7
Jerry Wedel, Wasco Wildkats-SJ	:25.5
* Frank Morgan, Duke C Dashers-TH	25.6
Charles Jackson, DC CYO-FM	5:26.0
Joe Sheppard, Laurel-FM	5:27.0
Paul Cochran, Jenkintown-FM	5:28.0
Rob Ryerson, Laurel-FM	5:28.0
* Roy Swintek, Bethel Pk TC-ML	5:28.6
Scott Kannenberg, Jefco Jets-TH	29.0
Chuck Lederer, Jenkintown-FM	5:29.0
Shaughn Ryan, Duke C Dashers-TH	:29.0
Chris Tapanen, Portland TC-AL	5:29.9
Anthony Gerbind (10) NH Pk-FM	5:30.0
* Joe Henehan, New Hyde Pk-BY	5:30.0
Greg Jones, Cupertino Yrlng-SJ	:30.3
Ronald Geisler, New York RRC-BY	31.0
Brian McChesney, Maturango Mi-SB	1.0
John Gilhoolley, Vly Stream-BY	5:32.0
Tom Lackner, Mt Lebanon AA-ML	5:32.5
Tony Garbino (10) N Hyde Pk-BY	:33.0
Marc Condos (10) Maturango Mi-SB	3.0
Ted Good, MD-FM	5:33.0
Jiggs Stein, Cupertino Yrlng-SJ	33.1
Louis McClendon, Detroit Str-SA	33.2
Bob Willard, OR-AL	5:34.2
Dean Aviles, Redwood C Flyers-SJ	4.7
* Darryl Bernard, Kettering S-MI	:34.9
Bill Francis, OC Blue Angels-SB	35.0
Andy Ziething, BC Hunt Beh-SB	5:35.0
* Scott Lucas, Alief TC-HO	5:35.1
Thomas Ray, Portland TC-AL	5:35.1
Rodney Williams (10) Det Str-SA	36.0
David Hahn, Mound TC-MI	5:37.6
Chris Athey, Laurel	5:38.0
Jim Huber (10) Laurel	5:39.0
George Corbi, VA-FM	5:40.0

Richard Allen, W Seattle Trbz-AL	0.4
Butch Call (10) Saginaw TC-SA	5:41.0
Ralph Salcido (10) OC Bl Ang-SB	41.0
* Gregg Vaughn (10) Prairie SS-OP	42.5
* Tom Woodley, Bloomington TC-BL	42.8
Joe Sordi (10) Cupertino Yr-SJ	43.3
Mark Weiss, Kettering Str-MI	5:43.5
Kevin Behnke (10) Saginaw TC-SA	44.0
Ed Browne, Duke C Dashers-TH	5:44.0
Steven Murry (10) NH Pk-FM	5:45.0
Mike Schwasnick (10) Vly Str-BY	45.0
James Hickey, New Hyde Pk-FM	5:45.0
Robbie Scott, DC CYO-FM	5:45.0
Britt Brewer, Salinas Vly-SJ	5:45.0
Scott Price (10) Poison Sp-TH	5:47.0

John Webster (10) Duke C Dash-TH	7.0
Jon Kuhl, Jenkintown-FM	5:47.0
Jim Ludovici, Jenkintown-FM	5:47.0
Paul Stevens, Diablo Vly-SJ	5:47.7
Michael DiTommaso (10) Vly St-FM	8.0
Kevin McGorty (10) NH Pk-FM	5:48.0
Jeffrey Middleton (10) Nw Car-FM	8.0
Carlos Martinez, Harundale-FM	5:48.0
Ken McMahon, St Patrick-FM	5:48.0
* Charlie Mitchell, Ft Collins-FC	48.0
Robert Catalonello (10) St Fra-FM	9.0
Steve Murray (10) NH Pk-BY	5:49.0
Dominic Lapera, Vly Stream-FM	5:49.0
Mike Wills (10) Alief TC-HO	5:49.0
James Jemaitis, SA	5:49.0

Team Standings (3 boys on team)	
Rialto Roadrunners (CA)	15:22
Redwood City Flyers (CA)	16:17
Portland TC (OR)	16:24
New Hyde Park (NY)	16:33
Duke City Dashers (NM)	16:39
Cupertino Yearlings (CA)	16:46
Saginaw TC (MI)	16:46
Diablo Valley TC (CA)	17:01
CYO Track Club (DC)	17:04
Valley Stream TC (NY)	17:05
Laurel Boys & Girls Club (MD)	20
Alief TC (TX)	17:22
Maturango Milers (CA)	17:33
Mound TC (OH)	17:39
(25 Teams finished)	




MIKE ASSUMMA & FRANK JEWETT, 1-2 finishers in Boys 10-11

Photo/BILL JONES

Photo/GORDON RABING



AGE GROUP WINNERS AT BURBANK, IL



12-13 COLE LARNER



10-11 TRACY GRANT Photo/CALAMBRO



12-13 LYNN COUCH

GIRLS 10-11 - This division was completely dominated by girls competing at the San Bernardino, CA, site. The first five placers and seven of the first ten came from this So. Cal location. VICKY COOK of Northridge, who had just turned 11, was the outstanding winner with a most remarkable feat of 5:16.4. The fierce contest between the two local teams of the Blue Angels and the Rialto Roadrunners was a thriller. Led by runner-up ANDREA KIRKORN (5:19.0) and claiming third spot with KRISTI WILSON, plus a fifth with top 10 year old CATHY KIERNAN, the Blue Angels pulled out what could be considered an upset, winning by the narrow margin of 8 secs. The Prairie State Striders (IL), led by 6th placer ANDREA COLLINS, took a valiant 3rd out of 24 participating teams.

GIRLS 10-11

- ★ Vicky Cook, Rialto RR-SB 5:16.4
- Andrea Kirkorn, Blue Angels-SB :19.0
- Kristi Wilson, Blue Angels-SB 5:24.0
- Kiki Lantry, Rialto RR-SB 5:27.0
- Cathy Kiernan (10) Blue Ang-SB :28.0
- ★ Andrea Collins, Prairie SS-OP 5:32.1
- ★ Rhonda Acker, Alief TC-HO 5:34.5
- Jenny Cervantes (10) Rialto-SB :36.0
- Doreen Stoiloff (10) Rialto-SB :36.0
- ★ Suzanne Martinez (10) Will's-SJ 37.0
- Lenell Waskow, Rialto RR-SB 5:41.0
- Wendy Bigham (10) Rialto RR-SB :42.0
- Paula Cobbs, Rialto RR-SB 5:42.0
- Sonya Cooper (10) Rialto RR-SB :42.0
- ★ Laurie Call, Fleet Feet-SA 5:42.4
- ★ Tracy Grant, DC CYO-FM 5:42.5
- Michelle Smartt, Detroit Str-SA 42.6
- Kelly Cerda, Blue Angels-SB 5:43.0
- ★ Robin Wormsley, Pgh New Image-ML 3.0
- Michelle Gaiche, Rialto RR-SB 5:45.0
- Lecann Yanik, SUS Olympians-SA :45.9
- Shelly Quintana, Blue Angels-SB 46.0
- Sherri Grijalva, Salinas Vly-SJ 46.9
- Donna DiSanto, Yonkers-FM 5:47.0
- Kayla Skelly, Fleet Feet-SA 5:48.0
- ★ Debbie Koffel, Spartan TC-AL 5:48.2
- Sherri Lovelace, Pgh Nw Image-ML 8.5
- Tracy Pagan (10) Prairie SS-OP :50.0

- Sheri Wheeler, Rialto RR-SB 5:50.0
- Kim Tanabe (10) Blue Angels-SB :50.1
- Fran Dorsey, Motor City TC-SA 5:51.0
- Marcie Anderson (10) Rialto-SB :52.0
- ★ Jeanne Erkmann, Nw Hyde Pk-BY 5:53.0
- Robin Platis (10) NH Pk-FM 5:53.5
- Cindy Nunez, Rialto RR-SB 5:55.0
- Dawn Hess, Prairie St Str-OP 5:56.0
- Liz Humphrey, Prairie St Str-SJ 56.0
- Regina Petruccielli, St Pat-FM 5:56.2
- Cynthia Zich, St Patrick-FM 5:56.2
- Rita Schrader (10) NH Pk-FM 5:57.0
- Sherri Graham (10) Roanoke V-FM 58.0
- Shelly West, Cupertino Yrlng-SJ 58.8
- Hannah Rowe, PA-FM 5:59.0
- Robin Wright, Cheetah TC-AL 5:59.5

(191 Finishers)

Team Standings (3 girls on team)

Blue Angels (CA)	16:11
Rialto Roadrunners (CA)	16:19
Prairie State Striders (IL)	17:18
Fleet Feet (MI)	17:35
New Hyde Park (NY)	17:41
Alief TC (TX)	17:50
Pittsburgh New Image (PA)	17:58
Cupertino Yearlings (CA)	18:06
Cheetah Track Club (WA)	18:17

(24 Teams finished)

BOYS 12-13 - DONALD KERWIN of Landon TC and BRUCE TROUT of Laurels (MD) B & G Club had a most exciting race at Fort Meade, with Donald winning the match by a whisper (4:47.6 to 4:47.7), both boys finishing 1-2 in the combined standings. Another duel, this time at Aloha, Oregon, provided the next two finishers, with Medford's LYNN COUCH taking the measure of Portland's COLE LARNER in a good 4:49.5. Fifth and sixth places were occupied by 12 year-olds, DAVID NEIDORF (Encino, CA) and MIKE MCINTYRE (San Diego, CA), the 1-2 finishers at the San Bernardino Site. The Landon TC with a 1st, 7th and 11th place in the standings won the team title over a strong Rialto and Portland teams.

BOYS 12-13

- ★ Donald Kerwin, Landon TC-FM 4:47.6
- Bruce Trout, Laurel B&G-FM 4:47.7
- ★ Lynn Couch, S Oregon Sizzlers-AL 49.5
- Cole Lerner, Portland TC 4:52.8
- ★ David Neidorf (12) Rialto RR 4:53.0
- Mike McIntyre (12) Mickey's M-SB 5.0
- Sommerville Parker, Landon-FM 4:55.0
- Tim McCarthy, New York RRC-FM 4:57.0
- Lester Lyles (12) DC CYO-FM 4:58.0
- John Condos (12) Maturango-SB 4:59.0
- John Schelp, Landon TC-FM 4:59.0
- ★ Tim Hurtado, Duke C Dashers-TH :59.4
- Ray Cook (12) Rialto RR-SB 5:00.0
- ★ John Singer, Saginaw TC-SA 5:00.1
- Mike Kelly, Jeffco Jets-TH 5:02.0
- Brian O'Dell, Roanoke TC-FM 5:02.0
- Gone Mirkcin (12) DC CYO-FM 5:03.0
- David Dittman, Randallstown-FM :04.0
- ★ Tom Flynn, Verona-ML 5:06.2
- Daye Olds, Churchill TC-ML 5:06.0
- Jimmy Sayler, VA-FM 5:06.0
- Ron Zich, St Patrick-FM 5:06.5
- George Aguilar, El Centro Suns-SB 7.0
- ★ Craig Smajstrla (12) Alief TC-HO 7.2
- Dave Frank, Williamette Fls-AL 5:09.8
- Jeff Baum, Oswego RR-FM 5:10.0
- ★ Scott Beasley, BL 5:10.0
- ★ Mike Cleary, Bronx-BY 5:10.0
- Jim O'Toole, Valley Stream-BY 5:10.5
- Charles Shapiro, Nw Carrollton-FM 1.0
- Bill Hull (12) Maltby-Per'v1-AL 11.9
- Pete Durning, Edison 5:12.0
- Jeff Compton (12) Poison Sp-TH :13.0

- Steve Mead (12) Rialto RR-SB 5:13.0
- Whit McClendon, BC Hunt Bch-SB :14.0
- Tom Wiltison, Laurel 5:15.0
- Bob Grzeskowiak, Swartz Crk-SA :15.8
- Jim Gardiner (12) Yonkers-BY 5:16.0
- Timmy O'Toole, Vly Stream-FM 5:16.0
- Doug Bergman (12) Portland TC-AL 6.4
- Bob Luth, Saginaw TC-SA 5:17.0
- John Ireland (12) MD-FM 5:17.6
- ★ Doug Derryberry, Nshvl Whip't-NA 8.7
- Scott Burgess, Edison-FM 5:19.0
- John Wessels (12) Mt Lebanon-ML 19.5
- Ed Lilly, Portland TC-AL 5:19.5
- Dan Johnson, Oswego RR-FM 5:21.0
- Eric Padilla (12) Duke C Dash-TH 2.0
- Chris Sherwin (12) Sport In-FM :23.0
- Paul Garvey (13) Alief TC-HO 5:23.0
- Paul Vandersteen, Bloomington-BL 3.0
- Jeff Clark (12) Morris Est-FM 5:24.0
- Keith Hall (12) Jeffco Jets-TH :24.0
- David Pharr, Morris Estate-FM 5:24.0
- Billy Powell, Duke C Dasher-TH :24.0

(223 Finishers)

Team Standings (3 boys on team)

Landon Track Club	14:42
Rialto Roadrunners (CA)	15:06
Portland TC (OR)	15:29
Duke City Dashers (NM)	15:45
Valley Stream (NY)	16:02
CYO Track Club (DC)	16:05
Edison (NJ)	16:07
Alief TC (TX)	16:20
Bloomington TC (IN)	16:20
Poison Spider TC (WY)	16:23

(21 Teams finished)

GIRLS 12-13 - The Rialto Roadrunners took their revenge over the Blue Angels this time. DONNA SANCHEZ (5:11.5) and CORRINNE NUNEZ (5:12.0) ran shoulder to shoulder all the way picking up 1st and 2nd in the overall standings, while their third team member LAURIE JOHNSON ended fourth. LAURI SHANBY from the Cheetah TC, averted a Rialto rout by placing 3rd, in winning her section unopposed with a good 5:13.9. Top 12 year-old was SANDY BEAUCHAMP of the Will's Spiketettes, the winner at the San Jose site in 5:18.5, placing 6th overall, while leading her team to a close third.

GIRLS 12-13

- * Donna Sanchez, Rialto RR-SB 5:11.5
- Corrinne Nunez, Rialto RR-SB 5:12.0
- * Lauri Shanby, Cheetah TC-AL 5:13.9
- Laurie Johnson, Rialto RR-SB 5:14.0
- Alicia Kirkorn, Blue Angels-SB 5:16.0
- * Sandy Beauchamp (12) Will's Sp-SJ 5:18.5
- Julie Hatfield (12) Blue Ang-SB 5:19.0
- Val Davis, Redwood C Flyers-SJ 5:19.4
- Chris Stoiloff, Rialto RR-SB 5:23.0
- Marchele Wierson (12) Port TC-AL 3.1
- Karin Linn, Will's Sp'kts-SJ 5:24.5
- Carol Gleason (12) Cup'tino-SJ 5:24.6
- Lori Teague, El Centro Suns-SB 5:25.0
- * Joan Hazlip (12) Pgh Nw Im-ML 5:25.5
- * Kathy Corrigan, Brooklyn-FM 5:27.0
- * Sloan Burton (12) Nshvl Whip-NA 28.0
- Sandra Warner, Will's Sp'kt-SJ 28.1
- Caron Choy, Salinas Vly-SJ 5:28.9
- Kelly Jones, Blue Angels-SB 5:31.0
- Shelly Kaplan (12) Rialto RR-SB 31.0
- * Nancy Rogowski (12) Boulder Ch-THI 1.0
- Tita Lewis, DC CYO-FM 5:31.2
- * Val Eaton, Prairie St Str-OP 5:31.8
- Detra Washington (12) B1 Ang-SB 33.0
- Kathy Bryant (12) B1 Angels-SB 35.0


Sandra Sandoval (12) El Cen-SB 35.0
 Shela Boyer, Pgh New Image-ML 5:35.4
 Tiffany Choy (12) Salinas V-SJ 35.6
 Veronica Rogers, El Centro-SB 5:38.0
 Teresa Shanteler (12) Mat'go-SB 38.0
 Tara Drazal (12) LI Gold Spk-FM 39.0
 Lori Willard, OR-AL 5:39.0
 Valerie Shanteler (12) Mat-SB 5:40.0
 Leigh Ann Miller, W Penn TC-FC 42.5
 Ann Dolan (12) Brooklyn-FM 5:43.0
 Shelley Hooper (12) B1 Ang-SB 5:43.0
 * Lisa Renner (12) CI 5:43.0
 Sandi Nevis (12) Portland TC-AL 43.7
 Phyllis Hines, TN-NA 5:43.8
 * Mary Drzal (12) Yonkers-BY 5:44.0
 Nancy Brotherson, Cheetah TC-AL 44.1
 (155 Finishers)

Team Standings (3 girls on team)	
Rialto Roadrunners (CA)	15:38
Blue Angels (CA)	16:06
Will's Spiketettes (CA)	16:10
El Centro Suns (CA)	16:38
Pittsburgh New Image (PA)	16:47
Cheetah TC (WA)	16:48
Salinas Valley TC (CA)	16:58
Maturango Milers (CA)	17:03


(20 Teams finished)




14-15 BEN TURPIN



12-13 LAURI SHANBY



12 year-old SANDY BEAUCHAMP



DONNA CAMPBELL



14 year-old MARK DAGG

Photo/CALAMBRO

Photo/TERRY PINTO

GIRLS 14-15 - MARGARET GROOS of the Nashville Whippets, was the star of the show, breaking 5:00 in winning her second consecutive title in this division. MARY ANN OPALEWSKI of Saginaw, MI, (3rd last year) ran a solo race in her section in a beautiful 5:02.9. 14 year-old DONNA CAMPBELL led her Sports International team, composed solely of 14 year olds, to a smashing victory, while taking the Ft. Meade sectional over KATHY CONVOY of Washington, DC C.Y.O. in a close race. This division is much improved over previous years in terms of participation and quality. It should even get better, considering that there were thirteen 14 year-olds in the first twenty finishers.

GIRLS 14-15

- * Margaret Groos, Nshvl Whip-NA 4:58.9
- * Mary Ann Opalewski, Plt Ft-SA 5:02.9
- * Donna Campbell (14) Sp Intl-FM 5:05.0
- Kathy Conroy, DC CYO-FM 5:07.0
- Jill Haworth (14) Sp Intl-FM 5:11.0
- Nancy Radford, Roanoke-FM 5:11.3
- * Karen Bain (14) Will's Sp'kt-SJ 13.5
- * Jamie Mitchell (14) Port TC-AL 13.6
- Karen Salisbury (14) SJ 5:16.6
- Renay Wolfe, Redwood C Flyer-SJ 17.6
- Debbie Radolph (14) Lassen-SJ 5:17.7
- Aileen O'Connor (14) Sp Intl-FM 18.0

Vickie Bray (14) Arrow TC-SJ 5:21.5
 Lisa Nickel, AL 5:21.9
 * Pam Hodges (14) Blue Angels-SB 24.0
 Cindy Sprague (14) Fleet Ft-SA 26.6
 * Kelly O'Toole (14) Vly Stream-BT 7.0
 Rachel Criswell (14) Sp Intl-FM 29.0
 (110 Finishers)

Team Standings (3 girls on team)	
Sports International (DC)	15:34
Nashville Whippets (TN)	16:24
Will's Spiketettes (CA)	16:26
Blue Angels (CA)	16:48
Fleet Feet (MI)	16:52

(10 Teams finished)

BOYS 14-15 - Southern California was the site of the BIG RACE. Two 14 year-olds FRANK ASSUMMA of Rialto and BURT SHIRLEY of North Hollywood engaged in one of best duels ever witnessed in Age Group Track, with Frank edging his RRR team-mate by the smallest of margin - 4:24.9 to 4:25.0! The two marks stand 2nd and 3rd Best Age-14 all-time performances. The two prodigies combined with CHUCK ASSUMMA (Frank's twin brother) to form the winning team in this division. As a team, however, they barely beat the ROANOKE VALLEY TC of Virginia, led by 15 year-old BEN TURPIN's outstanding 4:25.0 (12th all-time Age 15). This division had the most entries with 270 finishers of which 25 were at 4:40 and under!!

BOYS 14-15

- * Frank Assumma (14) Rialto-SB 4:24.9
- * Ben Turpin, Roanoke Vly-FM 4:25.0
- Burt Shirley (14) Rialto RR-SB 25.0
- John Donegan, DC CYO-FM 4:27.0
- Mathew Smith, Ft Hunt-FM 4:29.0
- Gary Hopkins (14) Newport JH-FM 33.0
- Jim Schneider, DC RRC-FM 4:33.0
- Alex Wood, Roanoke Valley-FM 4:33.0
- Chuck Assumma (14) Rialto RR-SB 35.0
- * Mark Dagg (14) Portland TC-AL 4:35.5
- Rob Arkes (14) Portland TC-AL 4:35.9
- David Forbes, Roanoke Vly-FM 4:37.0
- Mike Wolfe, Metuchen Edison-FM 38.0
- Phil Shirley (14) Rialto RR-SB 38.0
- * Dan Stark, Golden Triangle-SA 4:38.0
- Doug Effinger, Jason Lee HS-AL 38.4
- Timothy Rauh (14) SA 4:38.5
- David Simpson, Saginaw TC-SA 4:38.5
- * Kevin Knox, Wasco Wildkats-SJ 4:38.7
- Jim Quala (14) Jason Lee HS-AL 38.9
- Mike Gifford, BC Hun'ton Bch-SB 39.0
- Jerry Stoil, New York RRC-FM 4:39.0
- Nathan Olivias (14) Salinas V-SJ 39.5
- Rich Vasquez, Diablo Vly-SJ 4:39.9
- Jeff Steinhart, Rialto RR-SB 4:40.0
- Stan Hughes, Maturango Miler-SB 42.0
- Brian Pharr (14) Morris Est-FM 42.5
- Tom Noel, DC CYO-FM 4:43.0
- * Brian Destefano, Jesuit-HO 4:43.3
- Gene Spear, Spartan TC-AL 4:43.9
- Darryl Moros, S C Striders-SA 4:44.0
- Dave Parker, Jenkinstown-FM 4:44.0
- Paul Suchoski (14) Nw Car'ton-FM 5.0

John Bowzer, Alief TC-HO 4:45.0
 John Gregor, Metuchen Edison-FM 46.0
 Jim Keniston, Harper Crk-SA 4:46.0
 Greg Lopez, Spartan TC-AL 4:46.8
 Scott Stephens, Kearsley-SA 4:48.0
 Mark Yurko, New York RRC-FM 4:48.0
 John Carocciol (14) Oswego-FM 4:49.0
 Dave Posadecki (14) Kearsley-SA 49.0
 Bruce Shapiro, Oswego-FM 4:49.0
- * Paul Harris, Bloomington So-BL 49.2
- Mark Farris, Bloomington So-BL 49.3
- Vincent Hogan (14) NY-FM 4:50.0
- Brian Geating, Jenkinstown-FM 4:50.0
- Bob Roll (14) Diablo Vly-SJ 4:50.5
- * Tom Rush, Verona-ML 4:50.5
- Tom Ainsworth (14) Oswego-FM 4:51.0
- Tim Brookie, BL 4:51.0
- Jeff Hess (14) AL 4:51.9
- Terry Doherty (14) Davison TC-SA 2.0
- Luis Garcia (14) OC B1 Ang-SB 4:52.0
- * Frank Reilly, Laramie TC-FC 4:52.0
 (270 Finishers)

Team Standings (3 boys on team)	
Rialto Roadrunners (CA)	13:25
Roanoke Valley TC (VA)	13:35
Portland TC (OR)	14:07
Jason Lee HS (OR)	14:17
Diablo Valley TC (CA)	14:25
Metuchen Edison (NJ)	14:28
Saginaw TC (MI)	14:32
Spartan TC (OR)	14:33
Jesuit	14:34
New York RRC (NY)	14:36

(22 Teams finished)

"Show me a runner whose shoes don't fit, and I'll show you a loser"

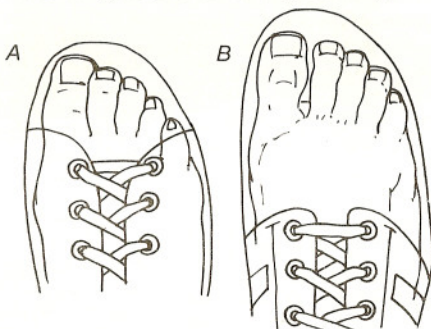
— Jim Davis, President, New Balance Athletic Shoe Inc.

At New Balance we tend to think of those words as Running Shoe Gospel. For 20 years we've been manufacturing racing and training shoes in width sizes as well as lengths. Conventional athletic shoe thinking says that one width can be laced and tightened to fit all feet. We say that's just so much bushwah. And the pinched toes and sore arches and blisters on top of the feet experienced by runners who wear those other shoes just prove our point.

With New Balance you get the shoe that fits your foot perfectly, in all lengths and widths from 3½ AA to 15 EEE. Our laces run only the length of the special saddle over the instep — which puts tightening and arch support exactly where they should be. Your toes stay loose, and the seamless tongue prevents any chafing or binding.

A
Lacing to the toe constricts the toes and may cause blistering on top of the foot.

B
The New Balance method restricts lace tightening to our saddle over the instep, assuring toe freedom.



To order these New Balance shoes, or for information about our incredible "Spare Pair" resoling service, send us the coupon below. A foot tracing taken while you are standing helps us guarantee your perfect fit.

Please send me:

	length	width
_____ pair 3:05 @ \$23.95	Size: _____	_____
_____ pair 2:05 @ \$20.80	Size: _____	_____
_____ pair Trackster III @ \$27.95	Size: _____	_____
_____ pair Competition @ \$17.50	Size: _____	_____
_____ Spare Pair information		
_____ free New Balance catalog		

I enclose \$ _____ (which includes all postage and handling).

name _____
street _____
city _____
state _____ zip _____



New Balance Athletic Shoe, Inc.
176 Belmont Street
Watertown, Massachusetts 02172



Interval 3:05 The ultimate training shoe, weighing only 9½ oz. yet durable enough for road racing. Leather-reinforced nylon upper with flocked nylon lining. Protective midsole plus heel-elevating softie wedge to reduce extension of the Achilles tendon and cushion the leg. Flared heel to stabilize the foot during heel strike and reduce ankle-roll injuries. Men and women, 3½ AA to 15 EEE, in Navy blue with white trim.



2:05 Ideal for training and speed work, and now made of tough, lightweight pigskin with shock-absorbing, molded Kraton® sole. Reverse ripples for added traction and shock absorption. Rolled heel to stabilize the foot during heel strike. Men and women, 3½ AA to 15 EEE, in Kelly green with tan trim or Royal blue with white trim.



Trackster III The most protective of all training shoes, with a molded Ripple® sole to absorb up to 40 percent of road shock. Unique foxing construction for greater lateral stability, and foot-conforming soft suede upper for comfort. Men and women, 3½ AA to 15 EEE, in Royal blue with white trim.



Competition The totally new idea in racing shoes: a perfect fit for maximum performance. Width sizing, plus ultra-light 7½ oz. weight. Knobby sole for excellent traction on all surfaces, and New Balance's unique-at-the-price wedge/midsole combination to keep weight forward and absorb shock. Men and women, 3½ AA to 15 EEE, in Royal blue with white trim. The shoe that placed third in the Boston Marathon.

NATIONAL AAU JUNIOR MEN CHAMPIONSHIPS

KNOXVILLE, TN - JUNE 13 & 14

COMMENTARIES BY MIKE KENNEDY

The fourth Annual National Junior Championships, held for the first time at the University of Tennessee's all-weather track, saw seven meet records set, as College freshmen out-did preps, winning 11 of 19 first places, and finishing second in 12 of 19 events.

Despite qualifying only 15 athletes to face the USSR Junior team, high schoolers, in general, turned in excellent performances, including four national records and seven class records. The meet was limited to athletes born in 1956 or later.

On Friday it rained, which helped the 10,000m but hindered the shot put, long jump and pole vault. Those events were the only finals held on that day.

The first two finishers in all events qualified for the USA-USSR Junior meet in Lincoln, Nebraska on July 4-5.

100 METER DASH

The key question in the 100 was, WOULD HUSTON McTEAR run. He did and it was no contest. In the Friday heats, McTear got an average start but showed excellent acceleration over the first 70 meters, then coasted the final 30 to run a hand-timed 9.96.

The rounded up time of 10.0 set a National HS record, breaking Marshall Dill's four year old record of 10.1. The time also met record, cracking the year old mark of 10.4 set by Clancy Edwards.

In the final McTear appeared very tight in running 10.2, but easily defeated preps DWAYNE STROZIER (10.5) JOEL ANDREWS (10.5) and LAMAR PREYOR.

200 meter Dash

Dwayne Evans, S Mount HS, Phoenix, AZ 20.9
Dwayne Strozier, Powers C HS, Flint, MI 20.9
Willie Smith, Auburn U, AL 21.0
Ron Harris, Albermarle HS, Charl'vl, VA 1.0
Lamar Preyor, Madison HS, Trotwood, OH 21.2
Tim Dale, Pleasantville HS, Absecon, NJ 21.3
Jerome Morgan, Tennessee 21.5

Heat #1-Evans 21.1, Harris 21.3, Mike Roberson (Winter Park HS, FL) 21.5, Phillips 21.7, Finley 21.8, Farmer 21.9, Brown 22.0
H #2-Morgan 21.2, Glance 21.4, Smith 21.4, Andrews 21.5, Jarvis White (So U, LA) 21.9
H #3-Strozier 20.9, Preyor 21.5, Dale 21.7
Thomas 21.8, S.Harris 21.8...3 to final

400 METER DASH

RONNIE HARRIS seemed like a sure bet to win. Last year he had set a meet record of 46.0 in the heats, and finished second in the final. He also had the fastest time in the heats this year (46.7). In the final, Harris ran as if there was no way he could lose.

After 200m he had made up the stagers on all the runners outside of his own lane four. The effort took its toll as Harris faltered badly, finishing fifth in 46.8.

High school junior TONY DARDEN of Norristown (PA) paced himself well and entered the stretch in fourth, just five yards out of first. Suddenly he effortlessly pulled away from the pack to win by .2 in 46.2.

400 meter Dash

Tony Darden, Norristown HS, PA 46.2
Richard Massey, Howard U, DC 46.4
Sandy Lawrence, Indian Riv HS, Ch'pk, VA .7
Jerome Morgan, Tennessee 46.7
Ron Harris, Albermarle HS, Charl'vl, VA 6.8
Anthony Blair, Alliance HS, OH 46.9
Brian Theriot, Newport Harbor HS, CA 46.9
Palmer Simmons, McCracken HS, Bluf'n, SC 6.9

Heat #1-Harris 46.65, Darden 46.8, Theriot 47.0, Morgan 47.2, Joseph Morris (New Hyde Park, NY) 47.4, Vic Everett (Wich St) 48.4

H #2-Blair 47.0, Lawrence 47.1, Simmons 47.3, Massey 47.4, Ricky Myles (Jackson St MS) 47.8, Mike Barlow (Beardon HS, Knoxville, TN) 47.9, Robert Buckingham (West HS, Gary, IN) 48.1

800 METER RUN

Before the final it appeared to be a race between college freshmen MARK BELGER of Villanova and ALLEN SCHULTZ of BYU, both of whom had run two seconds faster than anyone else in the field.

Schultz guaranteed a very fast final by racing to a 51.2 first lap lead, but it proved his undoing, as he faded to fifth in 1:49.0. Belger, who was second last year, took the lead in the backstretch and pulled away to win in a meet record 1:47.5.

High school junior STEVE SCHELLENBERGER, of Forest River, Arlington Hts, (IL) moved from seventh to fourth in the final 100 to set a class record of 1:49.0. His time is also superior to Belger and Ryan's time at 880y (1:50.3).

800 meter Run

Mark Belger, Villanova U, PA 1:47.5
Charles White, Illinois U 1:47.9
Philip Rolle, Miami Dade So JC, FL 1:48.2
Steve Schellenberger, For Vw HS, Arl, IL 49.0
Allen Schultz, Brigham Young U, UT 1:49.0
Mark Martin, St Mary's Coll, PA 1:49.8
Jay Miranda, W Tech HS, Cleveland, OH :50.5
Roderick Lewis, Laney JC, Oakland, CA :51.4

Heat #1-Belger 1:51.5, Rolle 1:51.6, Donald Paige (Baldwinsville HS, NY) 1:51.8, Keith Young (Northern HS, Flint, MI) 1:51.8

H #2-Schellenberger 1:51.6, White 1:51.7, Miranda 1:51.7, Bill Martin (Catholic Memorial HS, West Roxbury, MA) 1:52.0, Clifton Perry (Menchville HS, Newport News, VA) 1:52.1, Rich Degnan (Holy Trinity HS, Hicksville, NY) 1:53.1;

H #3-Schultz 1:50.0, Lewis 1:50.3, Martin 1:50.3, David Lapp (Tennessee) 1:50.5, Tommy Curtis (Brandon HS, FL) 1:52.2, Glenn Harter (Kansas) 1:52.7, Chris Hennessy (Uniondale HS, NY) 1:52.5

1500 METER RUN

The collegiates dominated, taking the top three places and six of the first seven. STEVE LACY moved up from fourth last year, to win easily in 3:45.2. PAUL BUTTERMARK closed to within .2 of Lacy but never really offered a serious challenge.

STEVE ELLIOT was the only prep in the top seven, placing 4th in 3:48.1.

100 meter Dash

Houston McTear, Baker HS, FL 10.2
Dwayne Strozier, Powers Cth HS, Flint, MI .5
Joel Andrews, West HS, Bakersfield, CA 10.5
Lamar Preyor, Madison HS, Trotwood, OH 10.6
Harvey Glance, Cent HS, Phenix C, AL 10.7
James Weal, Woodbridge HS, Bridg'vl, DE 10.7
Bob Jones, Morehead State U, KY 10.7

Heat #1-McTear 9.96, Preyor 10.3, Jones 10.4, Keith Brown (McDonough HS, Pikesville, MD) 10.4, Mike Farmer (San Francisco CC, CA) 10.5, Tim Dale (Absecon, NJ) 10.7
H #2-Andrews 10.3, Weal 10.5, Kevin Johnson (Brandon HS, FL) 10.5, Roderick Broomfield (Bronx, NY) 10.6, Stanley Harris (FL) 10.7, Mike Finley (Phoenix, AZ) 10.7;
H #3-Glance 10.3, Strozier 10.4, Jeff Phillips (Whitehall HS, Columbus, OH) 10.4
Dwayne Evans (South Mountain HS, Phoenix, AZ) 10.5, Lillo Thomas (Jefferson HS, Brooklyn, NY) 10.7...3 qualify for finals

200 METER DASH

McTear, with a best, at that time of 21.4, didn't qualify to run, but even if he had, he would have been pressed to place in the top four.

After the heats and the 100 final DWAYNE STROZIER looked to be a solid choice. However, in the final, junior DWAYNE EVANS, in lane 4, just inside Strozier, ran an outstanding curve to take a one yard lead over the field going into the straight.

The tall and spindly Evans was able to maintain about two feet of his lead, to win in an American age 16 record of 20.9. Strozier was also clocked in 20.9, closely followed by RONNIE HARRIS and PREYOR (both 21.0).

1500 meter Run

Steve Lacy, Wisconsin U	3:45.2
Paul Buttermark, No Carolina St U	3:45.4
Steven Scott, U of Calif, Irvine	3:47.5
Steve Elliot, Central HS, Pontiac, MI	4:48.1
Gene McCarthy, Fordham U, NY	3:48.9
Phil Barker, Furman U, SC	3:50.6
James Peterson, Georgetown U, DC	3:52.1

Heat #1-Scott 3:54.6, Paige 3:54.7, Buttermark 3:55.4, Barker 3:56.6, Ralph Serna (Loara HS, Anaheim, CA) 3:56.7, Eric Burt (Ann Arbor, MI) 3:56.8, Laran Ringo (Rancho Cordova, CA) 3:56.9;

H #2-Elliot 3:48.15, Peterson 3:48.2, Lacy 3:48.3, McCarthy 3:49.0, Robert Deis (American River Coll, CA) 3:50.7, Robert Snyder (Penn State U) 3:52.5, Richard Hadler (Tennessee U) 3:52.6...four to final

3000 METER STEEPLECHASE

Freshman HENRY PEREZ of Stocton (CA) powered his way to a JC record of 8:48.2 breaking Dick Krenzer's 12 year old record by almost 10 seconds.

JOHN GUSTOFSON of South HS, in Eugene (OR), set a national HS record of 9:06.4 in finishing fourth. He was the only prep to finish in the top eight.

3000 meter Steeplechase

Henry Perez, S Joaquin Delta Col, CA	8:48.2
John Wright, Tennessee U	8:52.1
Larry Hurst, Oregon U	8:57.1
John Gustafson, South HS, Eugene, OR	9:06.3
Terry Crews, Wayland Baptist, TX	9:06.7
Charles Schultz, Kentucky	9:15.7
Jeff Foster, Edinboro State, PA	9:15.9

Other finishers-Boyd (Pittsburgh U) 9:19.2
Eric Hulst (Laguna Beach HS, CA) 9:19.2,
Hedler (Tennessee) 9:22.8, Jim Shields (Chaminade HS, Mineola, NY) 9:23.0

5000 METER RUN

Defending champion RALPH SERNA of Loara, Anaheim (CA) was in the field, but his fitness was in question, especially after a lackluster fourth place in a 1500 heat.

Serna took the lead in the tenth lap, just as he did last year, but shortly thereafter dropped out. With two laps RALPH KING and high school junior ALBERTO SALAZAR of Wayland, Mass., broke clear of the field. King then sprinted the last lap, setting a meet record of 14:11.8. Salazar finished second in 14:14.6, to equal Craig Virgin's class record.

5000 meter Run

Ralph King, North Carolina U	14:11.7
Alberto Salazar, Wayland HS, MA	14:14.5
Tom Hunt, P Henry HS, S Diego, CA	14:18.9
Carey Pinkowski, Hammond HS, IN	14:19.2
Don Clary, East HS, Anchorage, AK	14:23.6
Roy Kissin, S Ramon HS, Danville, CA	25.9
Vicken Simonian, Los Angeles CC, CA	14:28.0

Other finishers-Davey (Tennessee) 14:29.8, Peter Kummant (Steele HS, Amherst, OH) 14:35.4, Vickery (Rutgers U, NJ) 14:35.8

10000 METER RUN

The conditions were perfect. It had rained about two hours before the race, clearing the air and dropping the temperature to a pleasant 75 degrees. The leading pre-race six mile times were by college freshmen PAT DAVEY of Tennessee (28:03.4) and MIKE MCGUIRE of Michigan (28:12.2).

Photo/Track & Field News



National leader RUDY CHAPA

However preps RUDY CHAPA, ERIC HULST, BILL MCCHESENEY and GEORGE WATTS all had run under 8:56.0 for two mile and, with the exception of Hulst, had not faced any competition.

After the first three miles, passed in 14:08.0, it was clear that the preps would give an excellent account of themselves. Chapa and Hulst were in the lead with McChesney, Watts and THOM HUNT all still in contention. After four miles Hulst moved to the lead with Chapa on his shoulder, MARK FINUCANE and McGuire were just 10 yards behind and McChesney closing on the top four.

With one lap to go Hulst tried to move away from Chapa, but all he succeeded in doing was to pass six miles in 28:22.8, breaking Lindgren's national HS record by one second. Three hundred meters from the finish Chapa eased by Hulst and opened up a three meter lead. At the finish, Hulst was able to close to within a meter, as both ran 29:11.2, to break Lindgren's national HS record of 29:17.6.

Chapa and Hulst's times rank tied for first on the all-time HS list, while McChesney is fourth, Watts fifth and Hunt sixth. In addition, HS soph Bill McChesney is the new class and age 16 record holder in the 6-mile and 10,000m (dislodging Hulst).

10000 meter Run

Rudy Chapa, Hammond HS, IN	29:11.1
Eric Hulst, Laguna Beach HS, CA	29:11.1
Mark Finucane, E Tennessee State	29:23.2
Bill McChesney, South HS, Eugene, OR	27.2
Mike McGuire, Michigan	29:30.6
George Watts, Edison HS, Alexandria, VA	33.1
Thom Hunt, P Henry HS, S Diego, CA	29:46.0

6-mile times-Chapa 28:22.8, Hulst 28:22.8
...McChesney 28:31.0...Watts 28:37.0, Hunt 28:51.0

110 METER HIGH HURDLES /42 INCH

The final lost a lot of interest when defending champion Dedy Cooper didn't show up and 5-9 MIKE ROBERSON of Winter Park, Florida, the national HS record holder (with Cooper) finished sixth in his heat in 15.2.

In the final, GREG ROBERTSON moved to the front after the third hurdle and easily defeated GREG RUMPLE of Drake.

110 meter High Hurdles (42 inch)

Greg Robertson, LaSalle HS, Gary, IN	14.2
Greg Rumble, Drake U, IA	14.3
James Triplett, Manuel HS, Louisville, KY	4.4
Dan Oliver, Triway HS, Wooster, OH	14.5
Dennis Rock, Penn State U	14.7
Jarvis White, Southern U, LA	14.8
Michael Chriss, Oregon	14.9

Heat #1-Triplett 14.45, Oliver 14.7, White 14.7, Chriss 14.7, Mark Hurst (Brooklyn, NY) 14.8, Mike Roberson 15.2;

H #2-Robertson 14.4, Rumble 14.5, Rock 14.8, Mike Bolin (Florissant Valley JC, MO) 14.8, Rusty Buchanan (N Car St) 14.9, John Kowalsky (Bellemore, NY) 14.9...4 qualify

400 METER INTERMEDIATE HURDLES

HOWARD NEELEY, an ineligible freshman at Michigan State, made it look easy winning in 51.2, while RICH GRAYBEHL was finishing second for the second straight year.

RANDY CLARK moved into fourth on the all-time HS list with a 52.4 fourth place finish.

400 meter Intermediate Hurdles (36 inch)

Howard Neely, Michigan State U	51.2
Rich Greybehl, U of So California	51.6
Rhan Sheffield, E Los Angeles Col, CA	51.6
Randy Clark, Maywood HS, Brooklyn, NY	52.4
Darrell Seymour, New Britain HS, CT	53.3
Iaral Esteban, Glendale CC, CA	54.6
Steve Nelson, San Jose CC, CA	54.6
Mike Bolin, Florissant Vly JC, MO	56.9

10000 METER RACE WALK

New York preps now have race walking events, so the one-two finish of STEVE CASARELLA and JAMES MURCHIE was not totally unexpected. Maybe other states will get the hint.

10000 meter Walk

Steve Casarella, White Plains HS, NY	53:50.7
James Murchie, Port Wash'ton HS, NY	53:50.7
Dennis Slattery, Lowell, MA	54:41.7
Keith Ryan, Lowell, MA	55:57.4
Broderick Hoyer, W Kansas TC	55:59.4
Alexander Turner, Lakewood HS, NJ	60:37.0

HIGH JUMP

Thirty jumpers and a broken standard delayed the event so that just seven jumpers cleared 6-11. Long after all other events had finished, high school leader RUDY REAVIS cleared 7-1, to best collegians JOE PHILLIPS (who had passed 7-0) and DAVID HABER.

Reavis perennial prep competition, TIM WALKER and Nebraskan DOUG PHELPS were the next two high schoolers.

High Jump

Rudy Reavis, New Rochelle HS, NY	7-1
David Haber, Calif State, Hayward	7-0
Noel Ruebel, Purdue U, IN	6-11
Tim Walker, Rogers HS, Newport, RI	6-11
Vic Churchill, Col of Canyons, CA	6-11
Joe Phillips, Chapman Coll, CA	6-11
Doug Phelps, Hastings HS, NE	6-11

POLE VAULT

An easy win for collegian GARY HUNTER with the remaining places decided by fewer misses. Junior collegian JIM KNAUB got position for the US junior team over JIM STOKES and DAVE LIPINSKI, with eleventh grader BRIAN KIMBALL of Fort Wayne (IN) the first prep at 16-0.

Other 16-0 high schoolers LES WEST, KEITH SCHIMMEL and TIM VAHLSTROM were below par for this meet.

Pole Vault

Gary Hunter, So Illinois U	16-6
Jim Knaub, El Camino JC, CA	16-0
Jim Stokes, Michigan	16-0
David Lipinski, William & Mary Col, VA	16-0
Brian Kimball, Northrop HS, Ft Wayne, IN	-0
Les West, Wayne HS, Dayton, OH	15-6
Hubert Butler, Jackson St U, MS	15-6

Others included...Keith Schimmel & Tim Vahlstrom (both Villa Park HS, CA) 15-0

LONG JUMP

LARRY MYRICKS jumped 25-1 and 25-4 on the fourth and fifth rounds to win by half a foot over three other collegians.

National high school leader JAY REARDON ended up fifth with 23-8 3/4.

Long Jump

Larry Myricks, Mississippi Coll	25-4
James Lofton, Stanford U, CA	24-8 1/4
Paul Jordan, Tennessee U	24-7 1/4
Bob Jones, Morehead State, KY	24-6 1/2
Jay Reardon, Rockhurst HS, Kans C, MO	23-8 3/4
Dannie Jackson, S Rita HS, Tucson, AZ	23-7 3/4

TRIPLE JUMP

PAUL JORDAN moved from fourth place in the fourth round with a wind-aided, but winning 52-8. JEROME HUTCHINGS responded with a 52-1 in the fifth round which gave him the meet record and a place on the USA Junior team for the second year in a row.

Triple Jump

Paul Jordan, Tennessee	52- 8W
Jerome Hutchings, Georgia	52- 1
Mike Marlow, Cosummas River Col, CA	51-10
Nate Cooper, Clarke C. HS, Athens, GA	51- 6 1/2
Herbert Davis, Connecticut	50- 8 1/2
Roosevelt Reynolds, Jackson St, MS	50- 7 1/2

Others included...Mike Yeoman (South HS, Eugene, OR) 49-11 1/2, Myrt Easley (Fleming HS, Roanoke, VA) 48-4 1/2, James Gardner (Albermarle HS, Charlottesville, VA) 48-2

SHOT PUT

Slippery footing and a long rain delay generally held down performances.

MARK CHEW led from the start, with his only challenge coming from high school ace DAVE KURRASCH.

Shot Put (16 pound)

Mark Chew, Mesa CC, AZ	56-10
Dave Kurrasch, Newport Harbor HS, CA	55- 1
Robert Will, Lynbrook HS, NY	52-10
Raymond Sahadi, Clemson U, SC	52- 2 1/2
Ken Currie, Bethel Park, PA	51- 8

JAVELIN THROW

The nation's best high schooler TOM SINCLAIR couldn't get untracked until the fifth round, where he unleashed a 225 footer, enough for a spot on the US junior team.

Otherwise it was a cake-walk for collegian STEWART RALPH who tossed his winner on the very first round.

Javelin Throw

Stewart Ralph, Clemson U, SC	228-2
Tom Sinclair, Pen'la HS, Gig Harb, WA	225-0
Bill Robinson, Col of Sequoias, CA	204-8
Robert Roggy, So Illinois U	198-7
Dennis Morris, Louisiana State U	190-2
Tom Ulam, McMurray, MA	186-0

DISCUS THROW

Tall, muscular DARRELL ELDER lived up to his favorite's role, by tossing over 178 feet four times.

Local favorite SCOTT GENTHER achieved a personal best of 181-4 on the second round to push the winner, who shows the promise of becoming the greatest black discus man in US history. No one else was close to them.

Discus Throw (2.0 kilogram)

Darrell Elder, U of So California	183- 3
Scott Genther, Tennessee	181- 4
Mark Chew, Mesa CC, AZ	166-11
Lamar McClain, Georgia Tech	164- 7
Sam Alexander, Col of Sequoias, CA	162- 6

HAMMER THROW

Two New Jersey athletes, MANNY SILVERIO and GENE MANCINO dominated the ball and chain event. Winner Silverio, who was born in Cuba, showed great technique for a high school junior, as he became the second best prep thrower ever (only previous junior champ Alvin Jackson was better).

Last year's winner Mancino (a graduate of Silverio's high school) was runner-up this time.

Hammer Throw (16 pound)

Manuel Silverio, North Bergen HS, NJ	180- 0
Gene Mancino, Princeton U, NJ	178- 7
Fred Breidenbach, Kent State U, OH	157-10
Erik Klimoff, New Britain HS, CT	151- 9
Steve Sheely, Penn State U	151- 6

AAU JUNIOR MEN DECATHLON CHAMPIONSHIPS

HAYWARD, CA - JUNE 20 & 21

FROM PETE CAVA

ANTHONY HALE and DAVE MOREY qualified for the USA Junior team and competition against the Soviet Union, by virtue of their one-two finish.

Hale led from the second event onward, with a consistent performance except in the discus, in which he fouled the first two of three throws.

Morey was second at the end of the first day, by his fine sprinting, but barely held off fellow Pennsylvanian MIKE KOWAL who came with a rush, mainly due to a 208 foot javelin throw.

The other top individual mark was the 6-8 3/4 high jump of STEVE LaRUSCH from Glendale (CA) College.

/Calif State Univ (all-weather track)...weather overcast, 55-65°, to warm & sunny on first day, wind calm to 5mph, wind calm & sunny on second day but finished in cloudy, cold weather ...meet director Jim Santos/

	100m Dash	Long Jump	Shot P 16 lb	High Jump	400m Dash	1st Day Total	110mH (42")	Discus (2.0k)	Pole Vault	Javelin Throw	1500m Run	2nd Day Total	Final Total
TONY HALE (Fisk Univ, TN).....	11.1 (780)...	21- 6 3/4 (730).....	38-7 (583)...	6- 0 7/8 (725)...	51.6 (723)...	3554	15.2 (827)...	.99-1 3/4 (479)....	12-11 1/2 (794)....	194-7 (753)....	4:52.6 (449)...	3302	6856
DAVE MOREY (unat, PA).....	10.8 (853)...	19- 0 (557).....	38-1 (573)....	5- 7 (588)....	50.2 (797)...	3368	15.0 (848)...	116-4 (593)....	12- 3 3/4 (741)....	150-1 (575)....	4:54.9 (437)...	3194	6562
MIKE KOWAL (Edinboro St Coll, PA) (665)...	11.6 (617).....	19-10 1/2 (617).....	35-4 1/2 (517)....	6- 0 7/8 (725)....	53.4 (663)...	3187	16.0 (748)...	114-0 (579)....	12- 7 1/2 (767)....	208-1 (803)....	4:52.4 (550)...	3347	6534
GARY WISE (Chaffey College, CA) (643)...	11.7 (740).....	21-8 3/4 (740).....	37-6 (561)....	5-10 7/8 (680)....	55.0 (603)...	3227	16.1 (739)...	101-4 (494)....	10- 8 (601)....	158-3 (609)....	4:55.0 (436)...	2879	6106

USA-USSR JUNIOR TRACK & FIELD MEET

LINCOLN, NEBRASKA - JULY 4 & 5

FROM PETE CAVA

The University of Nebraska, the setting for last year's National AAU Junior Olympic events, was the scene of the fourth USA-USSR Junior Track & Field meet.

The American 19-and-under squad, selected from the winners at the National AAU Junior Championships in Knoxville, TN, and White Plains, NY, celebrated the holiday weekend with an impressive triumph over their Soviet counterparts. The meet's biggest surprise was the ease with which the American women outdistanced their opponents, scoring an unprecedented 88-58 victory, while the Junior Men's count was 129-105 for the U.S.

Nine meet records fell and another four were tied in the two days of competition.

Highlighting the U.S. assault was HOUSTON McTEAR of Milligan, Fla., America's schoolboy sprint sensation. The 18 year-old McTear finished the 100 meter in 10.2, equalling the old meet standard, and ran second leg on a record tying relay team.

BRENDA MOREHEAD, 17, of Toledo, Ohio, was the meet's only double winner, capturing both sprint events in record times, as well as running on a record setting relay team.

NANCY KINDIG, a 16 year-old high school junior from nearby Hastings, NB, gave the highly partisan two-day crowd of 11,000 plenty to cheer about with her excellent performance in the pentathlon events. Kindig overcame a first day Soviet advantage to nip USSR's GALINA ZHILO, 3,918 points to 3,737.

Other standout performances from both sides:

- * USSR's IVAN GROMOV set a new mark with a javelin toss of 254-1;
- * DARRELL ELDER, a 6-7 giant from USC, gave the USA a record 192-8 in the Discus;
- * Triple Jump winner PAUL JORDAN, had a record setting 53-9 performance;
- * USSR's ALEXANDER VOSTRIKOV's 17-1 was tops in the pole vault (meet Rec.)
- * PAULA GERVIN sailed over the bar at 6-0, tying the meet record;

Petr Stepanenko, USSR chef-de-mission, scored a victory of his own on the diplomatic front. Stepanenko told the crowd at opening ceremonies he'd be rooting next fall for Nebraska to take over the number one spot in the college pigskin polls.

FIRST DAY (* = meet record)

JUNIOR MEN

100 meter Dash

Houston McTear, US	*10.2
Dwayne Strozier, US	10.5
Petr Norobev, SU	10.7
Yuri Soin, SU	10.9

400 meter Dash

Richard Massey, US	47.0
Tony Darden, US	47.3
Alexandr Falin, SU	48.6
Vladimir Malozhemlin, SU	50.0

1500 meter Run

Paul Buttermark, US	3:45.9
Alexei Dmitriev, SU	3:46.4
Viktor Anisimov, SU	3:48.5
Steve Lacy, US	3:50.9

110 meter Hurdles (42 inch)

Greg Robertson, US	14.2
Alexandr Puchkov, SU	14.6
Greg Rumble, US	14.7
Yuri Chervanov, SU	15.0

400 meter Hurdles (36 inch)

Zhasiliy Arkhipenko, SU	*51.5
Howard Nealy, US	52.2
Richard Graybehl, US	52.3
Nikolai Vasilev, SU	53.0

10000 meter Walk

Nikolai Vinichenko, SU	50:38.4
Anatoly Palagitsky, SU	51:19.4
James Murchie, US	53:25.9
Steve Casarella, US	55:03.0

Triple Jump

Paul Jordan, US	*16.38m/53-9
Jerome Hutchins, US	16.35m/53-8 $\frac{3}{4}$
Sergei Perevalov, SU	16.00m/52-6
Alexandr Shpak, SU	15.62m/51-3

Shot Put (16 pound)

Vladimir Kiselev, SU	*18.62m/61-1
Sergei Levin, SU	17.10m/56-1 $\frac{1}{4}$
David Kurrasch, US	16.99m/55-9
Mark Chew, US	16.69m/54-9 $\frac{1}{2}$

Hammer Throw (16 pound)

Sergei Litvinov, US	63.86m/209-6
David Tsotkalauri	61.50m/201-9
Manny Silverio, US	51.06m/167-4
Gene Mancino, US	50.41m/165-4

4 x 110 yard Relay

US (McTear, Strozier, Joel Andrews, Lamar Preyor) ..	*39.6
SU	41.5

First Day Men's Score:

USA - 64; USSR - 53

JUNIOR WOMEN

100 meter Dash

Brenda Morehead, US	*11.4
Chandra Cheeseborough, US	11.4
Lyudmila Kondratyeva, SU	11.7
Olga Kostrikova, SU	11.8

400 meter Dash

Pat Helms, US	53.1
Sharon Dabney, US	54.3
Maria Kulchanova, SU	54.4
Tatiana Petakhova, SU	57.1

1500 meter Run

Hilary Noden, US	4:26.6
Zhana Tursunov, SU	4:27.7
Natalia Generalova, SU	4:28.4
Doreen Ennis, US	4:41.1

Discus Throw

Lyubov Koziri, SU	49.52m/162-6
Tat. Fedorenkova	48.39m/158-9
Terri Sabol, US	47.09m/154-6
Mary Ann Stevenson	42.60m/139-9

Javelin Throw

Cathy Sulinski, US	54.00m/177-1
Vera Portnova, SU	53.63m/175-10
Val. Litvinova, SU	50.42m/165-5
Nadine Bowers, US	48.30m/159-2

4 x 110 yard Relay

US (Cheeseborough, Morehead, Bernadine Givens, Evelyn Ashford)	44.8
SU	50.0

First Day Women's Score:

USA - 36; USSR - 26

SECOND DAY

JUNIOR MEN

200 meter Dash

Dwayne Strozier, US	21.0
Dwayne Evans, US	21.1
Yuri Naumenko, SU	21.3
Yuri Soin, SU	22.3

800 meter Run

Mark Belger, US	1:49.3
Charles White, US	1:50.0
Nikolai Gamov, SU	1:50.2
Vladimir Malozhemlin, SU	1:50.4

10000 meter Run

Rudy Chapa, US	31:06.0
Eric Hulst, US	31:09.7
Konstantin Lebedev, SU	31:15.4
Yuri Michaelski, SU	31:27.7

3000 meter Steeplechase

Henry Perez, US	9:07.8
Alexandr Bolotko, SU	9:23.2
Viktor Nastachenko, SU	9:39.3
John Wright, US	9:56.4

High Jump

Vladimir Andreev, SU	2.13m/7-0
Dave Haber, US	2.10m/6-10 $\frac{3}{4}$
Gennadiy Belkov, SU	2.10m/6-10 $\frac{3}{4}$
Rudy Reavis, US	2.05m/6-8 $\frac{3}{4}$

Long Jump

Larry Myricks, US	7.80m/25-7
James Lofton, US	7.63m/25-0 $\frac{1}{2}$
Khari Irans, SU	7.34m/24-0
Yuri Baev, SU	7.28m/23-10 $\frac{3}{4}$

Pole Vault

Alexandr Vostrikov	*5.20m/17-1
Alec Dolgov, SU	5.10m/16-8 $\frac{3}{4}$
Jim Knaub, US	5.00m/16-5
Gary Hunter, US	4.60m/15-1

Discus Throw (2.0 kilogram)

Darrell Elder, US	*50.73m/192-8
Igor Duginets, SU	54.73m/179-8
Scott Genter, US	53.67m/176-0
Mikhail Gusev, SU	47.60m/156-2

Javelin Throw

Ivan Gromov, SU	*77.40m/254-1
Yuri Kopilov, SU	75.92m/249-1
Stewart Ralph, US	73.60m/241-6
Tom Sinclair, US	70.72m/232-1

Decathlon

Sergei Savelev, SU	6835 points
Anthony Hale, US	6744
Dave Morey, US	6678
Anatoly Novikov, SU	5883

4 x 440 yard Relay

US (Darden, Massey, Sandy Lawrence, Jer. Morgan)	3:09.4
SU	3:18.0

Final Men's Score:

USA - 129; USSR - 105

JUNIOR WOMEN

200 meter Dash

Brenda Morehead, US	*23.2
Chandra Cheeseborough, US	23.4
Lyudmila Kondratyeva, SU	23.8
Maria Kulchanova, SU	24.2

800 meter Run

Susan Vigil, US	2:07.5
Johanna Forman, US	2:08.0
Irina Podyalovskaya, SU	2:08.3
Elena Bartazhevich, SU	2:08.9

100 meter Hurdles (33 inch)

Sonya Hardy, US	14.0
Rhonda Brady, US	14.2
Aili Alikso, SU	14.3
Galina Zhilo, SU	15.2

High Jump

Paula Givens, US	*1.83m/6-0
Lyudmila Butuzova, SU	1.80m/5-11
Pamela Spencer, US	1.75m/5-9
Galina Prilepina, SU	1.75m/5-9

Long Jump

Jodi Anderson, US	6.06m/19-10 $\frac{1}{2}$
Olga Mordishiva, SU	5.94m/19-6
Karen Elmore, US	5.81m/19-0 $\frac{3}{4}$
Nadezhda Zuieva, SU	5.70m/18-8 $\frac{1}{2}$

Shot Put (4 kilogram)

Olga Kharoshilova	15.70m/51-6 $\frac{1}{2}$
Ly. Kharitonchik, SU	15.14m/49-8
Marcia Mecklenburg	14.45m/47-5
Ann Turbyne, US	14.12m/46-4

Pentathlon

Nancy Kindig, US	3918 points
Galina Zhilo, SU	3737
Aili Alikso, SU	3707
Cindy Mitchell, US	3576

4 x 440 yard Relay

US (Givens, Debbie Pastel, Debbie Esser, Helms) ..	*3:37.9
SU	3:44.4

Final Women's Score:

USA - 88; USSR - 58

NATIONAL JUNIOR OLYMPICS DECATHLON & PENTATHLON CHAMPIONSHIPS

CAPE GIRARDEAU, MO - JULY 18 & 19

FROM SAM GIAMBELLUCA AND PETE CAVA

COMMENTARIES BY RAY OWEN / SPORTS EDITOR S.E. MISSOURIAN

"I figured if I could stay close to Jeff until the pole vault, I had a chance. But I was hoping that it wouldn't be as close going into the last event as it was."

The speaker was ROBERT THAYER, of Marysville, WA, after establishing a new AAU-Chevrolet Junior Olympic Decathlon record in national competition.

"I had it figured," added Thayer, "I had to finish within at least a couple of seconds of Jeff in that 1,500 meter run. And, for awhile there, I wasn't sure I was going to make it."

Jeff is JEFFREY QUAZZA, of Cedar Grove, NJ, a favorite going into the national Senior division (16-17) of the two-day, 10-event action. Quazza was the first-day leader, who finished in the runner-up position, nine points behind Thayer.

The Nationals were held at Southeast Missouri State University's Houck stadium, with a total of 12 Senior participants, nine Intermediate division (14-15) entries and 13 girls in two divisions of the national pentathlon.

JOHN HOLLOWAY, 15 year old youngster from Festus, MO, won the Intemediates, totalling 5642 points, 207 more than runner-up BILL WELCH of Graham, OH, who was also the runner-up in this division a year ago.

JULIE HARRIS was the Intermediate girls pentathlon Champion winning three of five events to pile up 3664 points, a whopping 594 in front of STEPHANIE DONALDSON of Memphis, TN.

The girls Senior division was closer, TERI SEIPEL, of Dayton, OH, was the winner with 3764 to 3446 by LISA MITCHELL.

Thayer, a recent graduate of Marysville HS, and coached by Roger Cramer, trailed Quazza after the first day's activity by 94 points and was down by 143 points going into his pole vault specialty. But a vault of 13-6 netted him 835 points and vaulted him into the lead by 152 points.

But Quazza, a 6-foot-6, 205-pounder wasn't finished. He heaved the discus 173½, to cut the margin to 13 points going into the day's final event, the 1500 meter run.

Quazza led by 10 to 15 steps until the final turn before Thayer put on a finish that ended with him only a step and a half behind the eastern entry. And when the total was tabulated, it revealed: Thayer, 6713 points, Quazza 6704 ! All four final totals represented new J.O. records.



ROBERT THAYER, the winner of the Senior Boys Division title in the National Junior Olympic Decathlon Championships.

Photo courtesy of the SOUTHWEST MISSOURIAN
Submitted by PETE CAVA/AAU

SENIOR BOYS (16-17 as of May 1) DECATHLON

ROBERT THAYER (Stanwood, WA).....	10.9 (828)...	20-4 (648)....	38-9½ (587)....	5-11½ (689)....	53.4 (663)...	3415 ..points	15.2 (827)...	121-3 (624)....	13-6 (835)....	140-5 (532)....	4:47.3 (480).....	6713 ..points
JEFFREY QUAZZA (Cedar Grove, NJ).....	11.3 (733)...	20-4½ (651)....	45-1½ (712)....	6-4 (796)....	54.6 (617)...	3509 ..points	15.7 (777)...	137-7½ (723)....	10-0 (540)....	173-9½ (672)....	4:46.8 (483).....	6704 ..points
VINCE REILLY (Metuchen, NJ).....	11.6 (665)...	19-5½ (588)....	40-6½ (622)....	6-1½ (734)....	53.5 (659)...	3268 ..points	16.5 (703)...	107-9 (537)....	12-6 (757)....	144-6½ (550)....	4:34.0 (563).....	6378 ..points

KEN CORBO (Ambler, PA) 6200 points with 15.0 hurdles and 181-8 javelin; RANDY SCOTT (Del City, OK) 6167; CARL MAYER (Middlesex, NJ) 5982 with 4:19.1 1500 meters; RICHARD SNOVER (Reading, PA) 5908; SETH RENKEN (Worden, IL) 5825...11 completed ten events

INTER. BOYS DECATHLON (14-15 as of May 1)	100m Dash	Long Jump	Shot P 12 lb	High Jump	400m Dash	1st Day Total	120yH (39")	Discus (1.6k)	Pole Vault	Javelin Throw	1500m Run	Final Total
JOHN HOLLOWAY (Festus, MO).....	11.4 (710)...	19-10½ (617)....	34-5½ (497)....	5-7¾ (607)....	54.8 (610)...	3041 ..points	16.8 (676)...	98-2½ (472)....	9-0 (448)....	131-8½ (493)....	4:42.0 (512).....	5642 ..points
BILL WELCH (Urbana, OH).....	11.5 (687)...	19-10 (613)....	45-2 (713)....	5-2¾ (483)....	54.7 (614)...	3110 ..points	19.5 (480)...	111-10½ (564)....	8-0 (351)....	115-10½ (418)....	4:42.0 (412).....	5435 ..points
RANDALL WALKER (St Louis, MO).....	11.7 (643)...	19-4½ (582)....	33-4 (472)....	5-7¾ (607)....	56.0 (566)...	2870 ..points	16.4 (712)...	99-7¼ (482)....	9-6 (495)....	114-3½ (411)....	5:01.3 (401).....	5371 ..points

JOHN WHITE (Jackson, MS) 4814 points; STEVE MCKEAVER (Altus, OK) 4771; WILLIAM JOHNSON (Memphis, TN) 4491 with no height in high jump; DAVID RUSS (Maplewood, NJ) 4470; VINCENT EDWARDS (Woodbridge, NJ) 4317

INTER. GIRLS PENTATHLON (14-15 as of May 1)	100mH (30")	Shot (4 k)	High Jump	Long Jump	200m Dash	Final Score
JULIE FARIS (Tecumseh, IA).....	15.3 (716)...	31-1½ (553)...	5-0 (748)...	18-0½ (792)...	24.9 (855)...	3664 ..points
STEPHANIE DONALDSON (Memphis, TN).....	15.6 (685)...	34-5½ (622)...	4-4 (514)...	15-7½ (616)...	27.7 (633)...	3070 ..points
VIRGINIA BARNES (Altus, OK).....	17.3 (529)...	24-6½ (405)...	4-4 (514)...	17-0½ (722)...	25.0 (846)...	3016 ..points

LIZ CROTTY (Belleville, IL) 2879 points including 15.6 hurdles;
LINDA SCOTT (White City, KS) 2801

SENIOR GIRLS (16-17 as of May 1) PENTATHLON

TERI SEIPEL (Dayton, OH).....	15.1 (737)...	29-11½ (529)...	5-4 (854)...	18-4 (815)...	25.2 (829)...	3764 ..points
LISA MITCHELL (Oak Park, IL).....	15.4 (705)...	26-7¾ (812)...	5-6 (905)...	17-5½ (755)...	27.8 (626)...	3446 ..points
BRENDA THOMPSON (Memphis, TN).....	15.6 (685)...	32-9½ (589)...	4-10 (693)...	16-7½ (691)...	25.8 (779)...	3437 ..points

FAM BULSON (Neosho Rapids, KS) 3329 points including a 5-4 high jump; JENNY WRIGLEY (Kansas City, MO) 3322 with 25.2 200m; GER-ALDINE DAMMER (Florissant, MO) 3288 with 25.2 200m...8 finished.



25 YEARS RUNNING

Track & Field News Leads The Pack

For over 25 years, we've served the track community: the leader in book and periodical publishing, track merchandise and accessories.

1 Starting Line does a great job on young tracksters, but if you also want to know about the rest of track and field you ought to be reading Track & Field News. You'll like our coverage of men's track, high school through the Olympics, plus reports on other aspects: women, masters, road racers, technique and training, etc. At \$9.00 a year, it's money well spent for anyone interested in the wonderful world of track and field. Write for a sample issue.

2 Our new t-shirts are hum-dingers. Added to the old favorites, the RUN RUN RUN cartoon shirt and our USA shirt, we have four new ones: Keep on Trackin', the Road Runner cartoon shirt, the adidas, and a new Moscow 80 shirt. These are colored shirts and are available in sizes S (34 - 36), M (38 - 40), L (42 - 44), XL (46). \$3.95 each, plus 50¢ per order postage.



3 Is there anyone who hasn't seen and been impressed by the fabulous new electronic stopwatches? They've revolutionized timing by officials and fans, making it so much easier and faster to time and get splits. We have three makes: the Cronus I (\$185) and II (\$125); the Accusplit III (\$149.95); and the new Tempo I, the smallest and easiest to use (\$94.00). Add \$3 per watch for priority mailing. We also have a complete line of mechanical stopwatches. Write for stopwatch brochure.



4 Track films and film loops for technique study, most taken at the 1972 Olympic Games. New cartridge films and hand-held projector give you unequalled on-the-field coaching aids. Write for folder.

5 Our new jumbo track posters have been extremely popular. Rick Wohlhuter, Ben Jipcho, Dwight Stones, Steve Williams, Tony Waldrop, all in full color. Still available are color posters of Frank Shorter and Dave Wottle. All color posters are \$2.50 each. Add 50¢ per order for postage and handling.

6 T&FN is still the foremost publisher of books on track and field. Recent titles are *Teen-Age Distance Running* by Kim Valentine, \$2.50; *Age Records 1975* (US, world bests for male athletes, all events, 1-89), \$2.00; and *High School Track 1975*, \$1.50. Write for complete booklist. Postage: 25¢ per book.

Inquire also about our tours to the Olympics, Pan-American Games and other events. Write for our complete catalog of books, films, periodicals, tours, stopwatches, jewelry, and other track equipment and merchandise.

TO: TRACK & FIELD NEWS, 365 First St., Los Altos, Calif. 94022

TO: TRACK & FIELD NEWS, 365 FIRST ST., SUITE A, LOS ALTOS, CALIF. 94022

Name _____ Date _____
Address _____ City _____ State _____ Zip _____

Please send the following items: Qty. Price Amt.

_____	_____	_____	_____
_____	_____	_____	_____
_____	_____	_____	_____

☐ Please send your complete catalog
☐ Send T&FN sample issue
☐ Watch flyer ☐ Film flyer ☐ Booklist

Calif. residents add 6%
Add postage, as indicated
Amount enclosed \$ _____

NATIONAL AAU JUNIOR WOMEN CHAMPIONSHIPS

RESULTS COURTESY OF WILLIAM BURNS
COMMENTARIES BY BILL PECK

WHITE PLAINS, NY - JUNE 24 & 25

This meet superceded the Girls (14-17) Championships and for the first time in nearly a decade, a major Women's meet was held on the east coast. Judging from the quality of the results, it should be located there more often.

There were many reasons for the superior competition. The weather proved to be mostly agreeable and windless. The all-weather track at White Plains High School proved to be fast for sprinters and distance runners alike. Even the limited number of lanes (6) may have been a spur to faster qualifying. According to most observers the organization was adequate, despite the very large fields in many events.

Unlike 1974, where the National Championships (Bakersfield) and the qualifying meet at Gainesville for the USA Junior team for the USSR Junior Dual Meet were separated, this meet served both purposes.

A great influx of high school champions was seen for the first time, especially from the east, midwest and south. The difference was noticeable in the high jump, discus and sprints. In addition, the meet was open to Women born in 1956 or later, which effectively extended the age span for those eligible by more than one full year.

100 METER DASH

Three qualifying rounds were needed. Last year's champ Angel Doyle was missing due to injury, but the top five places were taken by other high school products. BRENDA MOREHEAD, Ohio prep champ, and CHANDRA CHEESEBOROUGH, Florida's best (both wearing the colors of Tennessee State for the occasion) dominated.

Close on their heels were California HS winner SANDRA HOWARD and Kentucky champ LYNN MAXWELL. In between these two was EVELYN ASHFORD, who ran with the boys, since her school didn't have girls' track. The top placers ran 11.6 or better ten times.

100 meter Dash (wind -0.3 meters/second)	
Brenda Morehead, Tennessee State U	11.4
Chandra Cheeseborough, Tennessee St U	11.5
Sandra Howard, Long Beach Comets, CA	11.5
Evelyn Ashford, Will's Spikettes, CA	11.7
Lynn Maxwell, Paducah TC, KY	11.9
Penny Slaughter, Lakewood Int'l, CA	11.9

Heat #1-Ashford 11.5; H #2-Slaughter 11.7; H #3-Howard 11.5; H #4-Morehead 11.4; H #5-Dollie Fleetwood (So Calif Cheetahs) 11.7, Patsy James (Oceanhill Cheetahs, NY) 11.8, Cindy Tatum (Nebraska TC) 12.2; H #6-LaRoya Huff (Sports International, DC) 12.0, J. Warner (Mt Vernon HS, NY) 12.0, Karen Elmore (Millbrae Lions, CA) 12.1, M. Williams (TSU) 12.1; H #7-Cheeseborough 11.4, Terri Hopkins 11.8, Freda Hancock (Colorado Flyers) 11.9, Kathy McMillan (Hoke County HS, NC) 12.1; H #8-Frieda Cobbs (Berkeley East Bay TC, CA) 11.7, Jackie White (CF) 11.8, Corrie Sherman (Nugent TC, MS) 11.8, Netta Young (Klub Keystone) 11.9; H #9-Elaine Parker (ML) 11.7, C. Hawkins (Community YC, FL) 11.8, A. Hall (Gateway TC, CT) 11.9, Teresa Baugh (TSU) 11.9; H #10-Rosetta Birt (LI) 11.7, Diedre Wilson (New York PAL) 11.9, L. Jones (Gazelles TC, MD) 11.9, Laurie Blanchard (W Suburban TC, IL) 12.0...first 2 to QF

Quarter-Final #1-Cheeseborough 11.5, Birt 11.8, Hawkins 12.0, Huff 12.0; QF #2-Morehead 11.5, Parker 11.8, Wilson 12.0, Hopkins 12.0; QF #3-Ashford 11.7, Mary LeBlanc (Crescent City TC, LA) 11.9, Cobb 12.0, Gail Douglas (LBC) 12.0; QF #4-Maxwell 11.8, Howard 11.9, Fleetwood 12.0, Calhoun 12.1...first three to semi-finals

Semi-Final #1-Cheeseborough 11.6, Howard 11.7, Maxwell 11.7, Birt 11.9, Cobbs 11.9, Hawkins 12.0; SF #2-Morehead 11.6, Ashford 11.6, Slaughter 11.6, LeBlanc 11.7, Fleetwood 11.9, Parker 11.9...3 to final

200 METER DASH

Neither Morehead nor Cheeseborough were challenged in the heats, both running under 24 seconds. But they challenged each other in the final, with the Toledo 17 year-old again edging the 16 year-old from Jacksonville.

Far back, but still running solid times, were two products of Louisiana's rapidly developing program, followed by 14 year-old LAROYA HUFF. The junior sprinters are once again showing the promises of the 1970-71 era.

200 meter Dash (wind +1.9 mps)	
Brenda Morehead, Tennessee State U	23.3
Chandra Cheeseborough, Tennessee St U	23.4
Bernadine Givens, New Orleans Sup'dms	24.0
Isabel Hartford, N Orleans Superdames	24.2
LaRoya Huff, Sports International	24.4
Brenda Calhoun, Gateway TC	24.6

Quarter-Final #1-Hancock 24.4, Maxwell 24.4, Vicki Sturn, unat 25.0, Mary Williams (TSU) 25.3, Arlene Hall (Gtwy) 25.3; QF #2-Cheeseborough 23.9, Murrlyn Council (Key) 24.7, Deborah Oliver (MHYF) 25.5; QF #3-Givens 24.5, Julie Seaton (Peoria Pacettes) 24.8, Valerie Morton (Club Orange) 25.2, Robbie Mitchell (Premier TC, CA) 25.6, Leola Greer (Pad) 25.7; QF #4-Hartford 24.2, Valerie Milan (Mayor Daley YF) 24.4, Gayle Butler (Los Angeles TC, CA) 24.9, Debby Halady (Falmouth TC, MA) 25.8;

QF #5-Morehead 23.9, Denise Pemberton (ML) 24.4, Mary Lou Jasnoch (Neb) 25.0, N. Young 25.3, Patty Holcomb (Fal) 25.4; QF #6-Baugh 24.6, Huff 24.7, James 25.2, Tatum 25.4; QF #7-Patty Frost (Horseheads TC, NY) 25.1, Elizabeth Young (Central Jersey TC) 25.4, Pam Green (SCC) 25.5; QF #8-Birt 25.0, Calhoun 25.2, Lea Ventura (Fal) 25.5, Leona Rainey (Mallery Challengers, PA) 25.7, Rene Miley (CO) 25.7; QF #9-Cobbs 24.5, McMillan 24.6, L. Jones 25.0, Tangye Wallace (Northside Optimist, FL) 25.1, Lisa Whitney (CJ) 25.9...first two to semis

Semi-Final #1-Morehead 23.8, Calhoun 24.6, Milan 24.7, Frost 25.8; SF #2-Cheeseborough 23.8, Givens 24.2, Birt 24.3, Pemberton 24.6, McMillan 25.1; SF #3-Hartford 24.0, Huff 24.4, Maxwell 24.4, Hancock 24.4, Baugh 24.9, Seaton 24.9...2 to final

400 METER DASH

Defending champion DEBBIE PASTEL ran about as well as last year, but could get no better than fourth in the final. Below par MARY DECKER had to struggle to get to the last round.

Winner ROBIN CAMPBELL had already run the longest series of fast times ever turned in by an American woman (of any age), beginning in New Zealand in January.

Experienced Philadelphians PAT HELMS and SHARON DABNEY were solid in the runner-up spots and both were selected for the USA Junior team, since Campbell qualified for the Senior squad.

400 meter Dash	
Robin Campbell, Sports International	53.4
Pat Helms, Klub Keystone	54.2
Sharon Dabney, Clippers, PA	54.9
Debbi Pastel, Sports International	55.3
Wanda Nicholson, N Orleans Superdames	55.3
Mary Decker, Lakewood International	55.3

Heat #1-Campbell 53.3, Nicholson 55.4, Lair (Prem) 57.1, Tami Essington (Peo) 57.3, Lisa Sherrill (Atoms TC, NY) 58.2;

H #2-Helms 54.3, Trudi Rebsamen (Peo) 55.8, Charisse De Haven (Pt Wayne PAL, IN) 56.5, R. Mitchell 57.3, Tammy Hennemuth (Fal) 57.5; H #3-Dabney 55.0, Rochelle Collins (Motor City TC, MI) 55.8, Julie Lake (LI) 57.2, Avis Mallery (MHYF) 57.7, Sharon Acker (Mile High Denver TC, CO) 57.7; H #4-Cathy Kirchner (Delaware SC) 56.0, Sharon Dill (LI) 56.3, Linda Miller (Cav) 56.5, Deb Hawkins (Rockland HS) 57.9; H #5-Decker 55.0, Yolanda Rich (LBC) 55.2, Mona Henkes (Texas Women's U) 55.7, Barb Zaiman (Madison Badgerettes, WI) 57.4; H #6-Mary Williams 55.5, Geneva Stark (NOS) 56.1, Denise Johnson (NYPAL) 56.7, Marquita Belk (San Jose Cindergals, CA) 58.1; H #7-Green 56.2, Jodi Anderson (Prem) 56.8, Yvonne Braxton (CF) 57.3; H #8-Janis Vetter (Blue Ribbon TC, OH) 56.0, Sherry James (SI) 56.0, Denise Hampton (NYPAL) 58.0; H #9-Connie Simpson (NYPAL) 55.2, Pastel 55.3, Andrea Andrews (Atoms) 55.8, Lea Ballanger (unat) 58.2...first two to semi-finals

Semi-Final #1-Campbell 53.8, Nicholson 55.5, Collins 55.9, Kirchner 55.9, Anderson 58.3; SF #2-Helms 54.5, Pastel 55.1, J. Vetter 56.2, Simpson 57.8, Rebsamen 58.4, Dill 59.2; SF #3-Dabney 54.9, Decker 55.3, James 55.4, Green 57.0, Rich 58.2, Stark 58.3...first two to finals

800 METER RUN

Missing were Junior Internationalists Kathy Weston, Margaret Groos and Campbell, who were in other events. Still it was the fastest US Junior field ever.

Last year's 1500m internationalist JAN MERRILL once again showed her competitive nature in her second year of running. Veteran DEBBIE VETTER pushed her all the way. JOHANNA FORMAN, 15, and converted quarter-miler SUSAN VIGIL were selected for the USA Jr. Team.

800 meter Run

Jan Merrill, Age Group AA, CT	2:06.1
Debbie Vetter, Blue Ribbon TC	2:06.9
Johanna Forman, Falmouth TC	2:07.7
Susan Vigil, Duke City Dashers, NM	2:08.3
Cheryl Roulrier, Falcon TC, WA	2:09.4
Chris Caldwell, Peoria Pacettes	2:09.4
Kathy Costello, Orinda, TC, CA	2:10.1
Paula Rose, Blue Angels, CA	2:13.3

Heat #1-Merrill 2:08.3, Caldwell 2:08.9, Rose 2:09.2, Margaret Groos (Nashville Whippets, TN) 2:10.3, C.Twomey (Track America, MN) 2:11.0, E.Brewster (MB) 2:11.1; H #2-Roulrier 2:07.5, D.Vetter 2:08.2, Forman 2:08.5, Lauri Mullins (LATC) 2:11.7, Kathy Keyes (Patriots-USA, CA) 2:11.7, Teresa Caudillo (LBC) 2:12.6; H #3-Costello 2:09.9, Vigil 2:10.4, Carol Flournoy (SCC) 2:10.6, Sue Deppe (Iowa St U) 2:11.5, Roma Antoniewicz (LATC) 2:11.5, Cindy Ashby (Albuquerque Olympette Club, NM) 2:12.6 ...first three to final

1500 METER RUN

New Jersey took the top spots in hotly contested final, which saw seven runners under 4:30 (equivalent to a 4:52 mile).

Internationalist DOREEN ENNIS edged '74 Junior Olympic Champion HILARY NODEN. Right on their heels were Tennessee high schooler MARGARET GROOS and 14 year-old ERYN FORBES. Not far back was the find of the year, LALANI KELLY Washington, DC, school champ.

Last year's best metric miler, DEBBIE QUATIER, could get only seventh in this field. The first two were chosen for the US Junior Team, though Ennis is not a Junior by international standards.

1500 meter Run

Doreen Ennis, Nutley TC, NJ	4:23.1
Hilary Noden, Shore AC, NJ	4:23.4
Margaret Groos, Nashville Whippets	4:24.8
Eryn Forbes, Portland TC, OR	4:25.8
Lalani Kelly, Pioneer AC, DC	4:28.1
Carol Flournoy, So Calif Cheetahs	4:29.4
Debbie Quatier, Falcon TC	4:29.7
Donna Campbell, Sports Internat'l	4:32.3
Suzanne Keith, Rialto Roadrunners	4:44.0
Ann Forshee, Michigammas	4:46.6

Heat #1-Groos 4:29.5, Ennis 4:30.4, Noden 4:32.5, Kelly 4:35.0, Forshee 4:35.1, Mary Rawe (unat, PA) 4:37.5; Ht #2-Forbes 4:31.7, Flournoy 4:32.0, Quatier 4:32.2, D.Campbell 4:32.4, Keith 4:32.9, Kathy Adams (WSp) 4:33.1, Marie Kastrop (Kettering Striders) 4:33.1...first six to final

3000 METER RUN

LYNN BJORKLUND surprised no one by winning as she pleased with a time equivalent to a 10:16 two-mile.

CATHY MILLS, one of the tough Syracuse Charger stable, led a closely bunched pack for second spot. Even in the unseeded flight (runners marked with "u" in summary below) winner PAULA DRISCOLL clocked a time equivalent to a 10:48 two-mile.

3000 meter Run (run in seeded flights)


Lynn Bjorklund, Duke City Dashers	9:29.4
Cathy Mills, Syracuse Chargers, NY	9:48.6
Suzanne Keith, Rialto Roadrunners	9:49.0
Doreen Ennis, Nutley TC	9:50.2
Marjorie Kaput, Phoenix TC, AZ	9:51.0
Karen Cramond, Albu'que Olympette	9:52.2
Paula Driscoll, un,CO (unseeded flt)	9:59.2
Joan Benoit, unat	10:00
Kathy Estes, Flathead Vly TC, MT	10:01
Suzanne Greensburg, SJ Cindergals	10:02
Melody Miller, West Suburban TC	10:03
Kathy Jewell, Long Beach Comets (u)	10:14.4
Kathy Adams, Will's Spikettes	10:18.6
Melisa Fry, Track America (u)	10:18.6
Laurie Jewell, Long Beach Comets	10:19.8
Nancy Frank, LI Golden Spikes (u)	10:23.6
Pam Adams, So Jersey Chargers (u)	10:24.6
Molly O'Neill, Falcon TC (u)	10:27.4
Bev Roland, Peoria Pacettes (u)	10:29.6

Photo/STEVEN SUTTON/DUOMO



Very close race in the Junior Women 1500m event. Winner DOREEN ENNIS (right) is followed by HILARY NODEN (428), MARGARET GROOS (316) and 14 year-old sensation ERYN FORBES (392)

GYM, SWIM, TEAM &



Send for literature,
please indicate Gym
and/or Team Sport.

U.S.A.

LEISURE SPORTS CLOTHING

TOM BRODERICK COMPANY, INC.
P.O. Box 6096, Glendale, Calif. 91205 ■ P.O. Box 997, Parsons, Kansas 67357

1500 METER RACE WALK

International veterans SUE and LINDA BRODOCK, plus newcomer LISA METHENY all walked the equivalent of a sub 7:50/mile

No one could stay with the Rialto Roadrunners trio and TERI TEEGARDEN was sighted for style violation while fourth.

1500 meter Walk

Susan Brodock, Rialto Roadrunners	6:50.4
Lisa Metheny, Rialto Roadrunners	7:03.9
Linda Brodock, Rialto Roadrunners	7:16.5
Cynthia Johnson, Blue Angels	7:24.2
Cristy Dotseth, unat, IL	7:28.0
Chris Sakelarios, Redwood C Flyers	7:37.2
Mary Beth Harwick, West Penn TC	7:48.0
Cindy Luebben, Kettering Striders	7:49.0
Rebecca Villalvalzo, Rialto RR	8:01.0
Mary DeVries, Kettering Striders	8:02.0
Julie Partridge, New York PAL	8:04
Ilene Smith, New York PAL	8:05

100 METER HURDLES

Two super 15 year-olds dominated the field, just as they did in 1974.

This time it was the smaller, quicker Indianan RHONDA BRADY who bested the taller, stronger coloradan SONYA HARDY, whose main problem is that the hurdles are too close together.

Erstwhile pentathlete internationalist JEANINE SHEPHERD ran the race of her life, very close to the top two.

100 meter Hurdles/33" (wind 0.0)

Rhonda Brady, Mayor Hatcher YF	13.8
Sonya Hardy, Boulder Cinderbells, CO	13.9
Jeanine Shepherd, Gazelles, WA	13.9
Deborah Jacobsen, Crescent City TC	14.3
Kim Herrman, Delaware SC	14.3
Nancy Kindig, Nebraska TC	14.5

Heat #1-Rosalind Anderson (Frederick T&FC, MD) 13.9, Herrman 14.2, Lorraine Ray (Com YC) 14.7, Diane Poole (U of Fla) 15.5, Angela Mouton (Gazelles) 15.6; H #2-Susan White (SI) 14.4, Jackie Quinn (Alvin TC, TX) 15.1, Carolyn Donnelly (SI) 15.2, Arlene Lawson (Lubbock, TX) 15.9, Cheryl Lane (NO) 16.0; H #3-Hardy 14.1, Essington 14.9, Christine Perron (Liberty AC MA) 15.0, Peggy Liddick (Neb) 15.8; H #4-Yvonne Smith (CJ) 14.4, Charon Clarke (Cleveland TC, OH) 15.1, Debbie Esser(Neb) 15.2, Laurie Wilson (ML) 15.5, Pamela Ashe (unat) 15.6; H #5-Brady 14.1, Chris Rassel (Peo) 15.1, Mary Ann Carpenter (Hera AC) 15.4, Kim Alger (Pal) 15.7, Jane Cartabiano (New Holland Striders) 15.8; H #6-Jacobsen 14.4, Yvette Hyman (Groton TC, CT) 15.0, Elizabeth Wilmoth (Panther TC, OH) 15.6, Debbie Kilhoffer (Peo) 15.9; H #7-Kindig 14.6, Anita Lee (unat, MI) 14.7, Denise Rodgers (ML) 15.1, Gale Smith (Key) 15.9, Cheryl Glazier (Pat) 15.9; H #8-Shepherd 14.5, Julie Smithers (unat, NJ) 14.8, Shelley Harris (unat, AZ) 15.4; H #9-Rochelle Tudahl (FV) 15.7, Sandy Bloomfield (Dlw) 15.7, Cornelia Sonnenburg (SAL TC, CA) 15.7...first 2 to semi-finals

Semi-Final #1-Shepherd 14.1, Jacobsen 14.4, Smithers 14.5, Anderson 14.6, Essington nt Bloomfield 15.6; SF #2-Hardy 14.1, Kindig 14.6, Lee 14.6, Hyman 15.1, Y.Smith 15.4, Quinn 15.5; SF #3-Brady 14.0, Herrman 14.4, White 14.4, Rassel 14.8, Clarke 15.7 Tudahl 15.9...first two to final

400 METER HURDLES

Defending champ SUE WHITE ran 1.3 seconds faster than winning the nationals last year, but ended up third, as virtual novice TONETTA RUMPH completely dominated. The local New York City favorite broke the meet record in her heat and semi final, then ran away to break the sixty second barrier in the final.

DEBBIE VETTER was the runner-up in her second event and other experienced runners were well down the track.

400 meter Hurdles

Tonetta Rumph, Atoms TC	59.8
Debbie Vetter, Blue Ribbon TC	60.9
Susan White, Sports International	61.7
Patty Cape, Long Beach Comets	62.6
Carolyn Bing, San Jose Cindergals	63.5
Linda Wright, Glendale Gauchos, AZ	65.6

Heat #1-Betty Deveson (unat,CT) 64.1, Cape 64.3, Danette Wilson (BCB) 65.3, Robin Lowe (Grot) 66.5, Bloomfield 66.5; H #2-Russell 63.6, White 63.7, Melinda Obey (Atoms) 63.9, Penny Fales (CJ) 65.7, Sylvia Floyd (Key) 66.4, Kim Ghering (BR) 66.6; H #3-D.Vetter 62.1, Vanessa Landis (MCh) 65.3, Laura Kutska (WSub) 65.5, Linda Hightower (SAL) 66.9, Sherri Moore(Peo) 67.5; H #4-Bing 63.9, Nancy Robinson(Pal) 64.1, Jeanette Chapman (Key) 64.3, Ann Rutledge (Atoms) 65.3, Erica Hagenlocher (SyCh) 65.3; H #5-Rumph 61.9, Betty Spencer (Indianola TC, MS) 64.1, Vicki Amstutz (FWPAL) 64.4, Carol Burkland (IBC) 67.4; H #6-Wright 63.8, Laurie Gilliland (AO) 65.6, Lori Rutherford (The Colorado Gold) 66.3...first two to semi-finals

Semi-Final #1-Rumph 61.5, Wright 62.8, Bing 63.2, Robinson 64.0, Gilliland 66.4, Spencer 66.8; SF #2-D.Vetter 61.5, White 61.6, Cape 62.2, Russell 62.2, Deveson 64.2...first three to final

HIGH JUMP

A most exciting event in recent years added to that tradition here. Missing from the field was '74 internationalist Louise Ritter among others. But defending champ JONI HUNTLEY was back.


After qualifying at 5-4, the final started at an unprecedented 5-6. Negotiating 5-8 were SUE HACKETT and Huntley, along with state high school champs PAM SPENCER (Montana) and PAULA GIRVEN (Virginia). Spencer cleared 5-9 on her third try, clinching a spot on the USA Junior Team.

Girven cleared 5-10 on her first attempt and proceeded to give Huntley the battle of her life. Each cleared 6-0 and 6-1 on first try. Only Joni could top 6-2 and thereby retained her crown as the reigning queen of US track and field. A truly remarkable contest.

High Jump

Joni Huntley, Oregon TC	6-2
Paula Girven, Sports International	6-1
Pam Spencer, Great Falls RD, MT	5-9
Susan Hackett, unat, LA	5-8
Jean Baltz, Peoria Pacettes	5-6
Anne Gilliland, Albuquerque Olympettes	5-6
Karen Krichko, unat, PA	5-6
Pam Heitzman, Flathead Valley TC	5-6
Pam Blackburn, unat, CA	5-6

Qualifying round-Huntley, Heitzman, Baltz, Chris Remmling (Wilt's Wonder Women, CA), Spencer, Gilliland, Hackett, Girven, Marsha Kinney (Gazelles, WA), Blackburn and Krichko qualified at 5-6; Anita Lee qualified at 5-4; non-qualifiers included Shepherd, T.Goethels (Hi Line), Maureen Fitzpatrick (Jets, PA), Mary Kunkel (Kirkwood TC, MO), April Harper (Dragons, WA) and Andra Olson (Peo) all clearing 5-4... top twelve jumpers qualified for final



Beautiful 100m Hurdle race with SONYA HARDY, leading at this point. Right behind we see RHONDA BRADY, the eventual winner and coming on for a very close third is JEANINE SHEPHERD.

LONG JUMP

North Carolina's KATHY McMILLAN eliminated herself in the qualifying rounds with three fouls, just as she had done in her district Junior Olympics two weeks before. But her day was yet to come.

Former champs DIEDRE WILSON and KIM SCHOFIELD were missing. Last year's runner-up JODI ANDERSON led the qualifying, but Miami's LORRAINE RAY got off the only 20 foot jump on the meet on the fifth round of the final. Consistent KARENELMORE finished second and was chosen along with Anderson for the USA-USSR meet, Ray being ineligible.

Age group phenom ROXANNE KEATING was a solid fifth in her first try with the "big girls".

Long Jump

Lorraine Ray, Community YC	20- 1 $\frac{1}{2}$
Karen Elmore, Millbrae Lions	19- 5 $\frac{1}{2}$
Jodi Anderson, Premier TC	19- 4
Sandra Howard, Long Beach Comets	18- 8 $\frac{1}{4}$
Roxanne Keating, Cactus Wrens	18- 6 $\frac{1}{2}$
Patty Knighton, Groton TC	18- 0 $\frac{1}{4}$
Judy Johnson, Cavallettes	17-11 $\frac{1}{2}$
Nancy Kindig, Nebraska TC	17- 8
Vicky Sturn, unat	17- 5
Arlene Hall, Gateway TC	17- 2

Qualifying round-Anderson 19-10 $\frac{1}{2}$, Ray 19-9 $\frac{1}{2}$, Elmore 19-1, Keating 18-11, Howard 18-5 $\frac{1}{2}$, Kindig 18-4 $\frac{1}{2}$, Hall 18-3 $\frac{1}{2}$, Sturn 18-2, Sandra Obermeier (Neb) 18-1, Johnson 17-11 $\frac{1}{2}$, Knighton 17-10 $\frac{1}{4}$, Pat Helms 17-10; non-qualifiers included Anita Lee 17-8 $\frac{1}{2}$, Mary Smith (Kwd) 17-8, Amy Davis (Grot) 17-7 $\frac{1}{4}$, Malloy (FV) 17-6 $\frac{1}{2}$, Shelley Harris 17-2...top twelve qualified for final

SHOT PUT

ANN TURBYNE's previous claim to fame was distant third at Gainesville last year. Maine's all-time best female track athlete showed she meant business with a 48 foot effort in her first qualifying round put.

When '74 Internationalist EMILY DOLE took the lead in the fifth round of the final, Ann showed what competition is all about by exploding for victory in her last attempt. She and third placer MARCIA MECKLENBURG of Washington state were chosen to represent the USA Juniors over Dole, who qualified for the Senior team.

Shot Put (4 kilogram)

Ann Turbyne, Gilly's Gym, ME	48- 1 $\frac{3}{4}$
Emily Dole, Lakewood International	47- 5 $\frac{3}{4}$
Marcia Mecklenburg, Gazelles, WA	46- 2 $\frac{1}{4}$
Kathy Devine, San Diego Lancerettes	46- 1 $\frac{1}{2}$
Karen Marshall, Oregon TC	45-10 $\frac{3}{4}$
Pamela Porter, Grt Plns Striders, SD	41-11 $\frac{1}{4}$
Vera Peco, Long Beach Comets	41- 9 $\frac{1}{4}$
Denise Holloway, San Jose Cindergal	40- 8 $\frac{1}{4}$
Fran Hoogestraat, Lennox TC, SD	40- 4 $\frac{3}{4}$
Judy Lane, Will's Spikettes	38- 6 $\frac{1}{4}$
Mary Ann Johnson, Peoria Pacettes	37-10 $\frac{1}{4}$
Lisa Kinimaka, San Jose Cindergals	37- 8 $\frac{3}{4}$
Sharon Redvit, Central Jersey TC	37- 6 $\frac{1}{4}$

Qualifying round-Turbyne 48-4 $\frac{3}{4}$, Devine 45-11, Marshall 44-7, Mecklenburg 44-2, Holloway 42-7 $\frac{1}{2}$, Dole 42-4, Peco 42-3, Redvit 42-2 $\frac{1}{4}$, Kinimaka 41-4 $\frac{1}{2}$, Porter 41-1, Hoogestraat 41-1, Lane 40-2 $\frac{1}{2}$, Johnson 40-2 non-qualifiers included Debra Haynes (unat CA) 39-10, D.Patrick (EKS) 39-0 $\frac{1}{2}$, C.Helbock (Hal CS) 38-7, Jackie Gordon (SI) 38-5, E.Vaplon (unat) 37-9, K.Wasserburger (MB) 37-7, Kim Pyles (SI) 37-0 $\frac{1}{2}$, M.Gomez (unat) 36-11, K.Kulpers (NHS) 36-10, Regina Piatt (WPh) 36-9...top 13 to final

DISCUS THROW

Easily the best and largest field ever in this meet, saw 44 entrants of whom 21 tossed the dish over 120 feet in qualifying round!

It took 128-9 to qualify for the top 12 finalists; internationalist JUDY LANE didn't make it.

Montana's LORNA GRIFFIN and 1974 champion TERRI SABOL each had three throws of 145 feet or better, Lorna unloading the winning toss in the second round. The next six placers had 31 throws in the 130-139 range.

Discus Throw

Lorna Griffin, Flathead Valley TC	153-9
Terri Sabol, Los Angeles TC	146-6
Mary Ann Stevenson, unat, OR	138-6
Jackie Gordon, Sports International	138-3
Karen Marshall, Oregon TC	138-2
Ann Turbyne, Gilly's Gym	135-5
Ann Lindsay, unat, CT	134-7
Kim Pyles, Sports International	130-4
Joanna Norton, Dragons, WA	129-3
Lisa Kirk, unat, OR	126-7
Kathy Devine, San Diego Lancerettes	115-6

Qualifying round-Sabol 143-2, Griffin 139-11, Norton 137-0, Stevenson 135-6, Gordon 135-1, Lindsay 133-2, Pyles 132-8, Marshall 132-4, Kirk 132-0, Evonne Vaplon 131-6, Turbyne 129-1, Devine 128-9; non-qualifiers included Judy Lane 127-4, J. Hanson (Drag) 126-8, C.Rineurd (Min St) 126-5, Mecklenburg 124-2, Kathy Middleton (WWW) 123-3, Hoogestraat 122-9, Gomez 122-1, Lori Wasserburger 121-3, Debbie Stevens (KS) 120-0, Sara Bailey (Neb) 119-6,

JAVELIN THROW

Defending champion NADINE BOWERS was shunted to second place by her perennial northern california nemesis, consistent CATHY SULINSKI.

The latter led all the way, but waited until her last toss to throw her best. A thin field nevertheless produced tossers over 152 feet, including another Oregon High school find, LISA KIRK.

Javelin Throw

Cathy Sulinski, Millbrae Lions	177- 3
Nadine Bowers, unat, CA	163- 3
Kelly Fuiks, Cactus Wrens	159- 3
Lisa Kirk, unat, OR	156- 3
Marilyn White, Mesa TC, AZ	152- 5
Connie Gassen, Los Angeles TC	142- 4
Gwyneth Brown, Waterville	139- 4
Raedean Rona, Patriots-USA	126- 4
Debbie Leeper, Duke City Dashers	123- 2
Bonna Schibret, unat	123- 2
Becky Welch, Falmouth TC	119-11
Sonya Bennett, Gazelles, WA	118- 8
Gail Emond, Seacoast	118- 0
Debbie Williams, Blue Ribbon TC	117- 7
Kim Blakeslee, Flathead Valley TC	117- 3
Keri Camarigg, Wall HS	115- 3

RELAYS

4 x 110 yard Relay

Tenn St U.....45.8	L Beach Comets 47.3
Millbrae Lions 46.4	Sports Intl....47.5
Mayor Daley YF 46.7	NO Superdames..47.7

Heat #1-LBC 47.2, Groton TC 47.8, Keystone 47.9, Mt Vernon HS 48.2, Frederick T&FC 48.2; H #2-NOS 47.1, MHYF 48.1, Key "B" 48.5; H #3-ML 46.6, Falmouth 47.9, Metroplex Striders 48.4; H #4-TSU 46.8, Gaz, MD 47.3, Boulder CB 48.1, Community YC 48.7; H #5-MDYF 46.7, Colo Flyers 47.6; H #6-SI 47.0, NYPAL 47.2, Crescent City 47.8, Northside Optimist 48.5...winners to final

880 yd Medley Relay (220-110-110-440)

Tenn St U....1:42.2	Atoms.....1:47.1
Sports Intl..1:43.1	Frederick.....1:47.8
Peoria Pac....1:46.9	Boulder C'bls 1:49.4

Heat #1-SI 1:46.2, Groton 1:48.2; H #2-Peo 1:47.6, Gazelle 1:48.3, Colo Flyers 1:48.9; H #3-BCB 1:47.3, W Sub 1:48.6, CJ 1:48.6; H #4-Fred 1:45.6, Neb 1:45.6; H #5-TSU 1:44.7, Key 1:47.5, Cav 1:48.0, MHYF 1:49.4; H #6-Atoms 1:46.5, Metroplex Striders 1:48.7...winners to final

4 x 440 yard Relay

NO Superdms 3:43.7	Nebraska TC...3:45.3
Atoms.....3:44.3	L Bch Comets..3:45.7
NY PAL.....3:45.0	Falmouth TC...3:49.6

Heat #1-NOS 3:52.1, Mad Badg 3:55.0, Orinda 3:55.7, SJC 3:58.3; H #2-Atoms 3:47.9, Peo 3:50.4, Mpx Str 3:58.2; H #3-LBC 3:48.2, Cav 3:49.8, Atoms "B" 3:55.7; H #4-NYPAL 3:52.7, Charlotte Athletes Footwear 3:58.8, Colo Fly 3:59.2; H #5-Fal 3:49.1, NYPAL "B" 3:55.5; H #6-Neb 3:49.3, Nugent 4:00.1, W Sub 4:00.7...winners to final

4 x 880 yard Relay

Blue Ribbon..8:50.8	Syracuse Ch...9:04.6
Sports Intl..9:01.4	Kettering Str 9:05.0
S Jose C'gls 9:02.2	Iowa State TC 9:09.6
Madison Badg 9:02.2	Gazelle TC...9:15.6
DC Dashers...9:04.4	Klub Keystone 9:16.0



National javelin champion
CATHY SULINSKI

1975 NATIONAL AAU BOYS AGE GROUP TRACK & FIELD CHAMPIONSHIPS

GRESHAM, OREGON - JUNE 18 & 19

RESULTS SUBMITTED BY STEVE HANSEN

COMMENTARIES BY MAX ZUCKER

Initially, when the concept of a Boys Age Group National Meet was discussed, the question was raised whether such a meet could ever grow beyond just a gathering of local athletes, with a few out of staters thrown in.

For awhile it may have seemed that way as, until last year the general participation stood around 300.

Last year, in California, it was much better, but there were disappointments and a great many clubs confided that the meet wasn't worth the trip nor the expenses. The general interest among organising clubs must have been pretty low, because, as far as we know, no one besides Steve Hansen of the Woodland TC even bothered putting in a bid for this year's meet.

Concern about a possible fiasco was in the air, but was soon dissipated, as we feasted on probably what may have been one of the finest Age Group meet ever put on.

Over 800 of the best athletes in this country, representing 90 clubs from over 20 states were in attendance and everyone was treated to a fantastic spectacle of Age Group Athletics.

With the new January 1 age group ruling in effect, only eight meet records, of the 51 events on the program, resisted the concerted assault on the record book.

Co-sponsored by the Woodland TC, Portland TC, Mt Hood TC and the Mt Hood Community College, and expertly directed by STEVE HANSEN and his most able staff, the meet was an undeniable athletic and artistic success and (if one listens to envious rumors) a financial one as well.

After the meet was over, a great deal of heightened interest was apparent concerning the location of the 1976 Boys Nationals. In contention,

at this writing, was New Orleans (LA) Philadelphia (PA), Pleasant Hill (CA) and Miami (FL).

The favorites seem to be Philadelphia, as the east has never hosted a Boys National before, and New Orleans because....the national Convention (where the bids are presented) will be in session there.

The editors of STARTING LINE would like to congratulate and thank all the officials for their most courteous assistance to them in covering the meet. In particular, our thanks to meet director STEVE HANSEN for his invaluable assistance in providing us data on participating athletes, MYRNA WIERSON for supplying us with wind reading information and other pertinent material, BETTY & PORTER MARTIN for their graciousness towards us and to GORDON RABING, whose photography is displayed throughout this issue.

Until next year....

BANTAM DIVISION (born in 1965 & later)

Long Beach Lancer (CA) DENNIS PRICE was his outstanding self, whipping a great sprint field while recording the 2nd best Age-10 all-time mark in the 100 in 11.7 and 3rd all-time in the furlong in 27.2. His L.B.L. teammate KENNY BROWN (last year's 100 Champion) was the runner-up in both events.

KIRK JONES, another member of the L.B. Lancers (a team that won five of the ten events in this division), who was the '74 50y Dash Champ, moved up to the 440 and won it unopposed, although eight of the competitors were under 70.0.

WAYNE WILLIAMS of the DC C.Y.O., virtually unknown before the meet, ran the race of his life in the 880, improving his personal best by over 10 seconds and defeating strong and all-around RICKY ROMERO of the Supremes TC of New Mexico (Romero went on to win the high jump!). In the mile, Wayne was edged by the tiniest of margin by N. California's distance ace JOHN LATTING (lat year's double distance champion in this division), with Romero and GEORGE NAUGLES (also with the Supremes TC) leading the rest of a tightly bunched group.

Arrow TC's DAVID SMATHERS and Cupertino Yearling's PAUL WADE dominated the mile Race Walk, with Dave beating the old meet record by over a minute.

Beautiful long jump duel over 15 feet with MARK WALKER of the Lancers (again!) winning by less than a couple of inches over Denver's VINCENT COLLINS.

Very good competition in the baseball throw, with five boys over 160 feet, and highlighted by the mighty throw of 170-4 of DAVID WARD of the Bayou TC (Louisiana).

The outstanding 440 Relay team of the LONG BEACH LANCERS with PRICE, BROWN, JONES and DERRICK GIVENS had no problems at all, taking the title home with utmost ease.

BANTAM BOYS (born in 1965 & later)

100 yard Dash (wind + 3.20mph)

Dennis Price, L Bch Lancers, CA	11.7
Kenny Brown, Morris Estate TC, PA	11.9
Ulf Spears, Albina RR, OR	(12.0sf)12.3
Kirk Jones, Long Beach Lancers	12.4
Derrick Givens, LBL	(12.1sf)12.5
Toby Tribler, Morris Est	(12.4h)12.5
Louis Cerda, BC Huntington Beh, CA	.6
Vincent Collins, Dnvr PAL	(12.5sf)12.7
Mark Carlino, Colo Spr A-Star	(12.6sf)
Todd Page, S Suburban TC, CO	(12.7sf)
Mike Marshall, BC Hunt Beh	(12.7sf)
Trek Bookter, Red Stick, LA	(12.7sf)
Fred Grace, Supreme TC, NM	(13.0sf)
Keith Hanson, NW Wash Strider	(13.2sf)
Rodney Daron, Col'ia Gorge, WA	(13.3sf)

220 yard Dash (wind + 1.70mph)

Dennis Price, Long Beach Lancers	27.2
Kenny Brown, Morris Estate TC	27.6
Mike Walker, Long Beach Lancers	28.3
Louis Cerda, BC Hunt Beh	(28.9sf)29.2
Mark Carlino, Colo Spr AS	(29.0sf)29.5
Fred Grace, Supreme TC	(29.1sf)
Steve Lux, Diablo Vly TC, CA	(29.8h)
Mike Marshall, BC Hunt Beh	(29.9h)
Fred Page, So Suburban TC	(29.9sf)
John Richardson, Albina RR	(30.3sf)
Brian Quinnett, Cheney TC, WA	(30.4sf)
Keith Hanson, NW Wash Strider	(30.5sf)
Pat Duffy, Wenatchee Vly, WA	(30.6h)
Trek Bookter, Red Stick TC	(30.6h)
Dennis Sagen, Track City TC, OR	(30.9h)
Kelly Schols, NW Wash Strider	(31.4h)
Bob Joyce, Jeffco TC, CO	(31.5h)

440 yard Dash

Kirk Jones, Long Beach Lancers	65.0
Bob Joyce, Jeffco TC	67.5
Blane Gilliland, Poison Spider	68.3
Harold Spells, Morris Estate TC	69.4
Rodney Daron, Columbia Gorge TC	69.5
Kevin Slaton, Mound TC, OH	69.6
Steve Lux, Diablo Valley	(68.0h)69.7
DeWight Armstrong, Phx Hor	(70.0h)71.5
Rodney Daron, Columbia Gorge	(70.7h)
John Leahigh, Supreme TC	(70.8h)
David Ward, Bayou TC, LA	(71.4h)
Mitch Wasden, Mead AC, WA	(71.5h)
Dan Durham, Columbia Riv Str	(71.9h)
Hugh Flood, CYO TC, DC	(72.2h)
Jeff Byrd, Mead AC	(72.7h)

880 yard Run

Wayne Williams, DC CYO	2:26.7
Ricky Romero, Supreme TC	2:27.0
Layne Hutchins, Mead AC	2:28.4
Jeffrey Mihm, Arrow TC, CA	2:29.7
George Naugles, Supreme TC	2:31.8
Dave McPadden, Woodside Str, CA	3:32.2
Jim Chaney, Diablo Valley TC	2:34.5
Steve Lux, Diablo Vly	(2:33.6h)2:35.5

John Latting, Diablo Vly	(2:33.0h)
David Ward, Bayou TC	(2:34.8h)
Eddie Vrab, Blue Angels, CA	(2:40.0h)
Chris Wasden, BC Hunt Beh	(2:40.2h)
Bobby Cambron, BC Flyers, CA	(2:41.2h)
Bob Joyce, Jeffco TC	(2:42.4h)
Kurtis Harris, Albina RR	(2:43.1h)
Tom Geglein	(2:43.5h)

One mile Run

John Latting, Diablo Valley TC	5:22.4
Wayne Williams, DC CYO	5:22.5
Ricky Romero, Supreme TC	5:26.5
George Naugles, Supreme TC	5:27.8
Alfred Morgan, DC Dashers, NM	5:27.8
Bryan Kovacs, Arrow TC	5:31.8
Gannon Myall, Santa Cruz-ers, CA	5:32.1
Layne Hutchins, Mead AC	5:34.9
Chris Wasden, BC Huntington Beh	5:37.5
Tom McKillop, Portland TC, OR	5:51.4
Charles Haggard, Vly of Moon, CA	5:58.5
J. D. Vetch, Spartan TC, OR	5:59.4
Dan Bewlewald, Mead AC, WA	5:59.4

One mile Walk

David Smathers, Arrow TC	8:42.8
Paul Wade, Cupertino Yrlng, CA	8:48.2
Pat West, BC Huntington Beach	9:53.0
Richard Vasquez, Salinas V, CA	9:53.3
Bryan Kovacs, Arrow TC	10:10.8

High Jump

Ricky Romero, Supreme TC	4-4
Mike Meade, Westlake AA, CA	4-4
Craig McMillan, Vly of Moon TC, CA	4-2
David Jarrett, Gresham TC, OR	4-2
Todd Mitchell, Westside Opt, ID	4-0
Kevin Slaton, Mound TC	4-0
Charles Haggard, Vly of Moon TC	3-10
Pat Duffy, Wenatchee Vly Pacers	3-8
Bobby Cambron, Redwood C Flyers	3-8
John Gash, Valley of the Moon TC	3-8
Dave McPadden, Woodside Striders	3-8
Craig Volkman, NW Wash Striders	3-8
Toby Cook, Willamette Falls, OR	3-8
Scott Slade, Morris Estate TC	3-8
Kelly Schols, NW Wash Striders	3-8
Tim Horst, NW Washington Striders	3-8
Joe Rice, Woodside Striders	3-8

Long Jump

Mark Walker, Long Beach Lancer	15- 4
Vincent Collins, Denver PAL	15- 2 1/2
Derrick Givens, L Beach Lancer	14-11
Ulf Spears, Albina Roadrunners	14- 5 1/2
Clifton Scott, Faith Str'kr, CA	14- 4 1/2
DeWight Armstrong, Phx Hornets	13-11 1/2
Todd Page, So Suburban TC, CO	13- 0
Bobby Cambron, Redwood C Flyer	12- 8 1/2

Baseball Throw

David Ward, Bayou TC	170- 4
Alex Schrage, Portland TC, OR	167-10
Clifton Scott, Faith Streakers	167- 9
Brian Quinnett, Cheney TC	161- 5
Matt Rademacher, Willamette F, OR	160-2
Mike Hennessey, Portland TC	155- 5
David Jarrett, Gresham TC, OR	155- 2
Eddie Vrab, OC Blue Angels	143- 5
Scott Kozack, Spartan TC	142- 9
Andy Marshall, Track City TC	142- 8

4 x 110 yard Relay

LB Lanc 53.3	BCHB...58.5	Mead...61.1
Mor Est 55.4	Alb RR 60.7	NWWS...61.1

SPECIAL DISCOUNT PRICES
WILL BE ALLOWED TO CLUBS
WISHING TO PURCHASE COPIES
OF THIS ISSUE FOR THEIR
MEMBERS. WRITE TO STAR-
TING LINE FOR DETAILS:

P.O. Box 878, Reseda,
California 91335



Enthusiastic BETTY PORTER (2nd from right) is seen ready to challenge some members of her Portland TC.



WAYNE WILLIAMS edging out RICK ROMERO in the 880 race.

/Photo GORDON RABING/

MIDGET BOYS (born 1963-64)

100 yard Dash (wind 0.0)

Darrell Grissum, Phoenix Hornets	11.3
Craig Bookter, Red Stick TC	11.4
Todd Eagle, Woodland, WA	(11.5sf) 11.7
Mike Robb, Cheney TC	(11.5sf) 11.8
Eric Coleman, LB Lancers	(11.6h) 11.9
Gary Sumpter, Phx Hornets	(11.6h) 11.9
David Rodigo, No Calif TC	(12.0sf) 12.1

Vincent Miller, Denver PAL	(11.9h)
Marshall Nickerson, Phx Horn	(11.9h)
Jeff Clark, Morris Estate TC	(12.0h)
Doug Brooks, Portland TC	(12.0h)
Glenn Wellman, Westlake AA	(12.0h)
Herbie Lacassagne, Bayou TC	(12.1h)
Tracey Bailey, Albina RR	(12.1h)
Neal Corley, Supreme TC	(12.1sf)
Scott Carreathers, Supreme	(12.1sf)
Eric Brown, Track City TC	(12.2h)

220 yard Dash

Darrell Grissum, Phx Hor	(25.3sf) 25.6
Craig Bookter, Red Stick TC	25.8
Todd Eagle, Woodland TC	(26.2sf) 26.6
Mike Robb, Coeur d'Alene TC, ID	26.8
Kevin Monroe, Portland TC	26.8
Victor Townsend, LB Lancers	27.0
Brad Thompson, RC Flyers	(27.1sf) 27.2

Darryl Caffee, Morris Est	(26.8sf)
Vincent Miller, Denver PAL	(26.9h)
Eric Coleman, LB Lancers	(27.0sf)
Scott Carreather, Supreme TC	(27.4h)
David Rodigo, No Calif TC	(27.5sf)
Marshall Nickerson, Phx Hor	(27.5h)
David Oliver, Woodside Str	(27.6h)
Billy Penn, Red Stick TC	(27.8sf)
Glenn Wellman, Westlake AA	(27.8h)
Eric Brown, Track City TC	(27.9h)
Gary McDonald, Morris Estate	(27.9h)
Mike Montalbano, Bayou TC	(28.0h)

440 yard Dash

Victor Townsend, LBL	(59.52h) 60.1
Billy Penn, Red Stick TC	60.9
Darryl Caffee, Morris Estate	61.2
Willie Goldsmith, Supreme TC	61.3
Mike Montalbano, Bayou TC	62.0
Gary McDonald, Morris Est	(61.2h) 62.0
David Oliver, Woodside	(62.5h) 64.8
Desmond Bunting, RC Flyer	(62.6h)
Andrew Flood, DC CYO	(62.9h)
Toby Petty, Laramie TC, WY	(63.0h)
Brett Meenan, Las Virgenes, CA	(63.4h)
Mark Lui, BC Huntington Bch	(63.4h)
Carl McNight, Supreme TC	(63.6h)
Mark Stieber, NW Wash Strider	(64.0h)

880 yard Run

Franklin Morgan, Duke C Dasher	2:18.9
Craig Hall, Sports Intern'l, DC	2:20.8
Frank Jewitt, Rialto RR	(2:20.0h) 2:21.5
Mike Assumma, Rialto RR, CA	2:21.6
Desmond Bunting, RCF	(2:21.8h) 2:21.9
John Collins, Jenk'town	(2:20.3h) 2:22.4
Charles Jackson, DCCYO	(2:21.4h) 2:22.5
Scott Kannenberg, Jfco	(2:21.3h) 2:23.3
Jim Kelley, Westlake AA	(2:22.3h)
Kevin Monsey, Wenatchee V	(2:23.7h)
Steve Meade, Rialto RR	(2:24.7h)
Larry Butcher, Red Stick	(2:24.7h)
Don Aviles, Redwood C Fly	(2:24.9h)
Louis Murphy, Cheney TC	(2:25.8h)
Jeff Clark, Morris Estate	(2:26.0h)
Joe Olvera, Salinas Valley	(2:27.5h)
Rodney Williams, Det Str, MI	(2:27.6h)
Gary Buelow, BC Hunt Beach	(2:28.7h)

MIDGET DIVISION (born in 1963-64)

Arizona's DARREL GRISSUM and CRAIG BOOKTER of Baton Rouge, Louisiana, were the class of the field in the sprints. Both boys came to the meet with outstanding credentials - Grissum was a double sprint champion at last year's Nationals in this division, and Bookter displayed marks of 11.4 and 26.0, the latter an Age 11 Best all-time performance.

They were both true to form, as they engaged in exciting duels, with Darrel taking another double win by a step in the 100 and two steps in the furlong.

Although he didn't place in either races, 10 year-old ERIC COLEMAN (Long Beach Lancers, CA) didn't go home empty handed, as he recorded two Age-10 all-time performances (11.6h & 27.0)

After recording a sub-60.0 in the heat, VICTOR TOWNSEND, another Long Beach Lancer phenom, took a well contested 440, that saw six boys at 62.0 and under.

Duke City Dashers' (NM) FRANK MORGAN seems to have the uncanny ability to come up for the big meets. He is primarily remembered for his win in last year's Cross Country Championships. He came to this meet with marks of 2:27.2 and 5:25 (his mile time wasn't even good enough to enter him in the fast rated flight). When it was all over, there he was the surprise winner of the 880, with the third best Age-11 mark of 2:18.9 having defeated one of the best field ever assembled (only Pennsylvania's Ernest McComb, who was on the program and was one of the favorites, failed to show up).

In the mile, Frank took a solid third, highlighted by MIKE ASSUMMA's Age-11 all-time Best mark of 4:57.1 (just a family affair, as his brother Charles was the previous record holder).

TRAVIS VEON, of the Maturango Milers (CA), showed great potential in the Race Walking event, winning unchallenged by over half a lap.

Washington's LEX LUDTKE, who was the favorite in the high jump, won this event but not without a close struggle with up-and-coming CHRIS BATES of the Portland TC. Chris was also third in a tightly contested long jump, which saw seven boys leap over 16 feet and won by the smallest of margin by ERIC BROWN of the Track City Track Club from Eugene, OR.

Following in the footsteps of his brother, former age group great Howard, JIM BANISH was untouchable in the Shot. There was a good contest for second place...over 5 feet behind him, as he recorded a new Age-11 Best heave of 44-11 $\frac{1}{4}$.

The PHOENIX HORNETS (AZ) took care of their nemesis, the Long Beach Lancers, in the 440 Relay in meet record time.

One mile Run (run in flights)

Mike Assumma, Rialto RR	4:57.1
Frank Jewett, Rialto RR	5:01.4
Franklin Morgan, DC Dashers	5:03.9
John Collins, Jenkintown Whiz Kid	4:5
Louis Murphy, Cheney TC	5:06.6
David Trusel, Rialto RR	5:06.6
Jim Kelley, Westlake AA	5:06.9
Don Aviles, Redwood City Flyers	:07.4
Daven Chun, Hunky Bunch, HI	5:09.4
Steve Meade, Rialto Roadrunners	:12.2
Kevin Monsey, Wenatchee Vly P	5:21.0
Joe Olvera, Salinas Valley TC	5:22.1
Chris Freckman, Diablo Vly TC	5:22.5
Scott Pedrin, OC Blue Angels	5:22.7
Bill Francis, OC Blue Angels	5:25.5
Marc Condos, Maturango Milers	5:26.3
John Lutzhoff, unat, CA	5:28.0
Andy Aiething, OC Blue Angels	5:29.8

One mile Walk

Travis Veon, Maturango Mi, CA	8:21.9
Angelo Sakelarios, RC Flyers	9:22.9
Mike Bankert, San Francisco, CA	9:46.1
Nolan Jonson, Spartan TC, OR	9:46.1
Britt Brewer, Salinas Valley	9:52.3
Ronan Wagner, Redwood C Flyer	9:55.9
David Osse, Jeffco TC	9:58.9

High Jump

Lex Ludtke, NW Wash Striders	5- 0 $\frac{1}{2}$
Chris Bates, Portland TC	4-11 $\frac{1}{2}$
Kurt Hanson, NW Wash Striders	4-10
Allan Stoddard, Jeffco TC	4-10
Greg Brown, Spartan TC	4-10
Todd Tschantz, Jeffco TC	4- 8
Jeff Taton, Denver PAL	4- 8
Todd Schierkolk, Westside Opt	4- 8
Bobby Jenkins, Phoenix Hornets	4- 8
Joe Olvera, Salinas Valley TC	4- 6
Dave Swanson, Vly of the Moon	4- 6
Scott Kannenberg, Jeffco TC	4- 6
Stan Platts, Westside Optimist	4- 6
Danny Pogan, Supreme TC	4- 6
Terrance Patterson, Phx Hornets	4- 6

Long Jump

Eric Brown, Track City TC	16-10
David Oliver, Woodside Strider	16- 9 $\frac{1}{2}$
Chris Bates, Portland TC	16- 5 $\frac{1}{2}$
Ken Primus, Richland Exch, WA	16- 5 $\frac{1}{2}$
Mark Steeber, NW Wash Striders	16- 5
Bobby Jenkins, Phx Hornets	16- 4
Craig Bookter, Red Stick TC	16- 1
Todd Eagle, Woodland TC	15-11 $\frac{1}{2}$
James Williams, LB Lancers	15-11
Pat O'Sullivan, BC Huntington B	15- 8 $\frac{1}{2}$
Henry Norman, Long Bch Lancers	15- 5 $\frac{1}{2}$
Herbie Lacassagne, Bayou TC	15- 4 $\frac{1}{2}$
Toby Petty, Laramie TC, WY	15- 3 $\frac{1}{2}$
Tom Young, Track City TC	15- 0 $\frac{1}{2}$
Keith Peterson, NW Wash Strid	14-11 $\frac{1}{2}$
Gary Sumpter, Phoenix Hornets	14-11 $\frac{1}{4}$
David Swanson, Vly of the Moon	14- 9

Shot Put (6 pound)

Jim Banich, Jeffco TC	44-11 $\frac{1}{4}$
Scott Bolton, BC Huntington B	39- 9
Carl Gunn, H Hoover BC, CA	39- 5 $\frac{1}{2}$
Charles Villarubia, Bayou TC	38- 5 $\frac{1}{2}$
Todd Tschantz, Jeffco TC	35- 2 $\frac{1}{2}$
Paul Farrell, Spokane Kiv, WA	34- 6
Jantz Fitzgerald, unat, CA	34- 0 $\frac{1}{2}$
Jerry Croxdale, Napa TC	33-11 $\frac{1}{2}$
Randy Meyenberg, Salinas Vly	33-10 $\frac{1}{2}$
Mark Makela, Wenatchee Vly Pac	30- 2
Greg Brown, Spartan TC	29-10

4 x 110 yard Relay

Phx Hor (51.7h) 51.5	Port.. (53.1h) 53.6
LB Lan (52.4h) 52.4	NW Wash Str.. 53.6
Mo Est (52.5h) 53.3	Dtr PAL (54.1h) 54.6
Supreme (52.4h) 53.5	

YOUTH DIVISION (born in 1961-62)

100y Dash - MORRIS COLE of the Faith Streakers (CA), last year's double sprint champion in this division and the Age-13 record holder, edged his teammate and fierce rival ANTHONY GIBSON who took advantage of the competition to tie Cole's Age-13 Best performance. Supreme's MICHAEL MARTINEZ justified his number one rating in New Mexico, by being in the thick of the battle all the way, earning a solid third.

220y Dash - That was the race that everyone wanted to see, as it brought together three of the most sensational Age Group Athletes in the history of the sport - MORRIS COLE, ANTHONY GIBSON and DAVID SAUNDERS. After casual heats and fast semis (all three under 23.0), the final was as good as promised. No one was cheated at the start and coming around the turn it was, surprisingly, Saunders (Washington, DC CYO), the 440 champion, who was in the lead. At this point, Cole, with his loose and fluid style, strode past him and stayed in front to the end. A step or two behind came the battle for second, in which Gibson's power outmatched the endurance of Saunders. All three were separated by .1 of a second. MICHAEL MARTINEZ just couldn't stay with them, finishing 4th ten yards behind. A great race that had everyone on their feet

440y Dash - DAVID SAUNDERS, already the Age 11, 12 and 13 record holder in this event, didn't take long to show who was in charge, winning his heat in a stunning 50.8, destroying his own Age-13 standard (52.2 earlier in the year). In the final, he took off with a scintillating first 220 (unofficially 23.8) and then proceeded to hang on for dear life. From the stands, his coach, Skip Grant, tried to tell him to "stay loose" as David held off tying up just long enough to record 50.5, a full 2 seconds ahead of anyone else all-time! He beat a good field, in which the mark of second placer ERIC SCOTT of Edmunds (WA) would have won at last year's meet.

880y Run - In the heats there were six runners under last year's winning time of 2:07.0. BRIAN PHARR of the Morris Estate TC (PA) who came into the final with the fastest time of 2:02.7, went on to win over a brilliant field, with the first four recording personal bests.

Mile Run - CHUCK and FRANK ASSUMMA plus PHIL SHIRLEY, teammates of the Rialto Roadrunners (CA) had a great 3-men race. Up to the 1320, they were more or less together, but then Frank and Phil just took off, with Frank holding a slim margin to the wire. Chuck faded badly in the stretch and fell to a very much out of it third. The first 13-year-old in the field was TIM HURTADO of New Mexico in 7th place, and in tenth, was 12 year-old DAVID NEIDORF of Encino, CA, a converted jumper and quarter-miler, whose 4:49.2 stands as 2nd best performance all-time at that age.

2-Mile Run - Just like last year, only the order of finish changing, the ASSUMMA twins were too much for everyone in their favorite event. They spread their lead with every passing lap, to finish a good 220 ahead of the pack, with Frank spurting to his second national title. His 9:31.0 beats by one second the already great Age-14 best of Craig Virgin.

70y Low Hurdles - Double sprint champion MORRIS COLE combined fair hurdling with stunning speed, to win his third gold medal in 8.96 (9.0). DONOVAN NOLCOX of the Springfield TC of Ohio, who is more of a hurdling specialist, was a valiant runner-up in an event that saw 11 runners break 10.0.

Mile Race Walk - Cupertino Yearlings' (CA) ISAAC MILLER, up and down all year, put it all together for this meet, taking off with two laps to go to upset NICK SAKELARIOS of Redwood City in an excellent 8:21.1.

Long Jump - The Age-12 and 13 record holder in this event and others, was the super favorite ANTHONY GIBSON. Although he was below par his usual awe inspiring jumps, he still managed a meet record 20-10, to win by over half a foot over Denver's DARRELL WILSON, the only other 20 footer in the country this year. Anthony, on the other hand, has half a dozen marks over 21 feet and two over 22-0 (!)



Photo/GORDON RABING

The sensational distance phenoms CHUCK (left) and FRANK ASSUMMA, of Rialto, California

High Jump - Portland's TERRY DODSON, who reportedly had jumped 6-1 $\frac{1}{4}$ (still to be confirmed), an all-time best performance, won only by virtue of fewer misses at 5-11 $\frac{1}{2}$ (2nd best ever) over versatile (37-10 $\frac{1}{2}$ /TJ & 18-1 3/4/LJ) and previously undefeated this year DOUG JONES of the Denver PAL. Terry and Doug have improved well since last year, when both were at 5-5 as 12 year-olds. There was a good battle behind them for the next three places over 5-9.

Triple jump - JIM SOLBERG of Corvallis, OR, was the victor in a meet record 39-9 over MIKE WALLACE of the Spokane Kiwanis, a steady 39 feet and over performer. Jim also showed good versatility, by taking a third in the shot at 53-8 $\frac{1}{2}$.

Pole Vault - JIM LUSHINA of Hillsboro, OR, and GEORGE BUCKINGHAM of Gardner, KS, provided the fireworks springing 11-6 and 11-1 respectively. No one else was over 10 feet.

Shot Put/Discus - Valley Roadrunners teammates MIKE SHILL and BRIAN CURRAN of Spokane, WA, battled it out and settled it by splitting the weight titles. Mike, who came in the meet with a best of 58-8 3/4 (2nd best all-time mark by a 13 year-old), was slightly off form and barely edged his training partner in the shot. Curran improved his P.R. in the Discus by over ten feet and made it look easy, although the field claimed 15 boys over 100 feet. This particular event, however, was marred by an unfortunate misunderstanding, which deprived the very talented FLETCHER MANSHACK of the Caddo TC in Louisiana, of his 144-10 effort, which would have been the winning throw.

440 Relay - MORRIS ESTATE TRACK CLUB, with only one runner under 11.0, used great teamwork and technique to step through a quick 47.6, the challenge being provided by DENVER PAL and CORVALLIS TRACK CLUB (47.8).

YOUTH BOYS (born 1961-62)

100 yard Dash (wind + 3.61mph)		220 yard Dash (wind + 2.80mph)	
Morris Cole, Faith Streakers	10.0	Morris Cole, Faith Streakers	22.6
Anthony Gibson, Faith Streakers	10.1	Anthony Gibson, Faith Streakers	22.7
Michael Martinez, Supreme TC	10.2	David Saunders, DC CYO	22.7
Dick Jones, Corvallis, OR (10.5sf)	10.7	Michael Martinez, Supreme (23.7sf)	23.7
Darrell Wilson, Denver PAL (10.4h)	10.8	Fletcher Manshach, Caddo (23.9sf)	24.3
Vincent White, unat, CO (10.7h)	10.8	David Jackson, Denver PAL	24.4
Casey Aho, Albina Roadrunners	10.9	Frank D'Ambrosio, DC CYO	24.5
Mike Waller, Caddo AC, LA (10.8h)	11.8	Eric Scott, Maltby, WA (24.1sf)	24.5
Ron Pollard, Colo Springs AS (10.9sf)		Brent Carbajal, Track City (24.5h)	
Brent Carbajal, Track City (10.9sf)		Casey Aho, Albina Roadrunner (24.7sf)	
Greg Hall, BC Huntington B (10.9h)		Vincent White, unat, CO (24.8sf)	
Carl Harrison, Westside Opt (11.0sf)		Carl Harrison, Westside Opt (24.8h)	
Robert McCullough, Mor Est (11.0sf)		Vincent Anderson, DC CYO (24.9h)	
Dennis Turner, Rialto Classic (11.0h)		Ronald Fugett, Denver PAL (24.9sf)	

440 yard Dash	
David Saunders, DC CYO	50.5
Eric Scott, Maltby-Per'vl Joggers 3.0	
David King, Morris Estate TC	54.1
Fletcher Manshach, Caddo (54.5h)54.6	
Scott Dahm, Kettering Str, OH	54.8
Steve Faccio, Track City (54.6h)54.8	
Jeff Holoman, Cheyenne, WY (54.6h)55.0	
Frank D'Ambrosio, DC CYO (55.1h)55.5	
Hansen Richardson, Albina RR (55.3h)	
David Jackson, Denver PAL (55.5h)	
Ronald Pugett, Denver PAL (56.0h)	
Greg Hall, BC Huntington Bch (56.0h)	
Andy Cottam, Westlake AA (56.1h)	
Mike Riley, Woodland TC (56.2h)	
Dennis Normand (56.6h)	
Vincent Anderson, DC CYO (56.6h)	
Andy Mineo, Bayou TC (57.2h)	

880 yard Run	
Brian Pharr, Mor Est (2:02.7h)2:03.3	
Mike Riley, Woodland TC	2:05.1
Phil Shirley, Rialto RR	2:05.3
Jeff Holoman, Cheyenne(2:06.5h)2:06.7	
Pat Allen, Eugene, OR	2:07.9
Nathan Olivas, Salinas(2:08.3h)2:09.0	
Scott Dahm, Kettering (2:06.1h)2:11.3	
Luis Garcia, OC Bl Ang(2:09.9h)2:11.3	
Tim Hurtado, DC Dashers (2:06.6h)	
Nathan Olivas, Salinas Vly (2:08.3h)	
Mike Kelly, Jeffco TC (2:08.8h)	
Ed Unger, PeEll TC, WA (2:11.8h)	
Andy Cottam, Westlake AA (2:12.4h)	
Mike Guenther, Colo Spr AS (2:13.0h)	
Lester Lyles, DC CYO (2:13.0h)	
Randy Vest, Bayou TC (2:14.7h)	
David Daly, OC Blue Angels (2:14.9h)	
Jeff Stark, Golden Triangle(2:15.2h)	

One mile Run (run in flights)	
Frank Assumma, Rialto RR	4:27.9
Phil Shirley, Rialto RR	4:28.7
Chuck Assumma, Rialto RR	4:37.2
Brian Pharr, Morris Estate	4:41.5
Nathan Olivas, Salinas Valley	4:41.8
Matt Gerber, Mt Hood TC, OR	4:47.6
Tim Hurtado, Duke City Dashers	4:48.1
Cole Lerner, Portland TC	4:48.1
David Neidorf, Rialto RR	4:49.2
Mike Kelly, Jeffco TC	4:49.3
David Daly, OC Blue Angels	4:50.4
Dave Federman, Willamette Falls	5:1.4
Jeff Compton, Poison Spider TC	4:55.0
John Condos, Maturango Milers	4:56.0
Ray Cook, Rialto Roadrunners	4:56.0
Jeff Bendewald, Mead AC	4:58.0
Dean Craig, Corvallis TC	4:58.4
Forrest Proff, Valley RR	4:59.0

Two mile Run	
Frank Assumma, Rialto RR	9:31.0
Chuck Assumma, Rialto RR	9:32.5
Pat Allen, Eugene, OR	10:15.0
David Daly, OC Blue Angels, CA	10:18.9
Kevin Reynolds, Diablo Valley	10:20.4
Ray Cook, Rialto Roadrunners	10:30.0
Cole Lerner, Portland TC	10:30.1
Ken Harvey, No California TC	10:33.0

70 yard Low Hurdles (wind 0.0)	
Morris Cole, Faith Streakers	8.96
Donovan Nolcox, Springfield Com, OH	9.2
Kevin Gillette, Salem, OR (9.35wh)9.6	
Joe Croxdale, Napa TC, CA (9.6h)9.7	
Scott Friend, Cupertino Yearlings	9.7
Ken Scott, Portland TC	9.9
Tom Donohoe, Napa TC (9.5h)9.9	
Derric Anderson, Denver PAL (9.5h)9.9	
Ed Unger, PeEll TC (9.75wh)	
Tom Short, Jeffco TC (9.9h)	
Clint Hanson, NW Wash Strider(9.95h)	
Randy Hoyer, Corvallis TC (10.1h)	
Marty Vaughn, Corvallis TC (10.15h)	
Dave Allen, Gresham TC, OR (10.25h)	
Paul Griffin, Napa TC (10.4h)	
Tom Fishback, BC Hunt Bch (10.45h)	

One mile Walk	
Isaac Miller, Cupertino Yrlngs	8:21.1
Nick Sakelarios, RC Flyers	8:27.0
Pat Quinlan, Rialto RR	8:32.1
Dave Haskell, Scioto TC, OH	8:54.2
George Vasquez, Salinas Vly TC	9:03.7
Phil Richman, So Suburban TC	9:09.3

High Jump	
Terry Dodson, unat, Portland	5-11 $\frac{1}{2}$
Doug Jones, Denver PAL	5-11 $\frac{1}{2}$
Todd Heiner, Westside Optimist	5-10
Denny Hanson, L Beach Lancers	5-9
Ron Pollard, Colo Springs AS	5-9
Clark Beatty, unat, Portland	5-6
Dan Rohrs, Scioto TC, OH	5-6
Kevin Craig, Gresham TC	5-4
Lawrence Weaver, Suns	5-4

Long Jump	
Anthony Gibson, Faith Streaker	20-10
Darrell Wilson, Denver PAL	20-3 $\frac{1}{2}$
Dick Jones, Corvallis TC	19-8 $\frac{1}{2}$
Dan Rohrs, Scioto TC	19-2
Deron Linsacum, BC Hunt Bch	19-0
Hansen Richardson, Albina RR	18-11
Mike Wallace, Spokane Kiwanis	18-10 $\frac{1}{2}$
Stephen Locke, Portland TC	18-3
Jeff Hanway, Westside Optimist	18-2 $\frac{1}{2}$
Doug Jones, Denver PAL	18-1 $\frac{1}{2}$
Hal Myers, Corvallis TC	17-9 $\frac{1}{2}$
Jim Van Delinder, NW Wash Str	17-9 $\frac{1}{2}$
John Stockstill, Poison Spider	17-7

Triple Jump	
Jim Solberg, Corvallis TC	39-9
Mike Wallace, Spokane Kiwanis	39-1 $\frac{1}{2}$
Jeff Hanway, Westside Optimist	38-6
Carlos Reynosa, N Vly Gold Bears	38-3
Ben Jordan, Studio City, CA	38-3
Doug Jones, Denver PAL	37-10 $\frac{1}{4}$
Ronaldo Rivers, LB Lancers	37-6 $\frac{1}{2}$
Carl Garner, Westside Optimist	35-7
Stuart McMath, Spokane Kiwanis	35-6 $\frac{1}{4}$
Roscoe Johnson, Denver PAL	35-3

Pole Vault	
Jim Lushina, Spartan TC, OR	11-6
George Buckingham	11-1
Doug Cappel, Westside Optimist	9-6
Kent Graff, Poison Spider TC	9-0
Scott Bonar, Poison Spider TC	9-0
Steve Jones, Westside Optimist	9-0
Lee Andros, Jeffco TC	8-6
Tim Garrity, Westside Optimist	8-6

Shot Put (8 pound)	
Mike Shill, Valley RR, WA	54-9 $\frac{1}{2}$
Brian Curran, Valley Roadrunner	54-3 $\frac{1}{2}$
Jim Solberg, Corvallis TC	53-8 $\frac{1}{2}$
Craig Ruhkamp, Mound TC	46-7 $\frac{1}{2}$
Donald Pugett, Denver PAL	45-7 $\frac{1}{2}$
John Little, Arrow TC	44-1 $\frac{1}{2}$

Clark Beatty, unat, Portland	43-8
Allen Beer, Vly of the Moon TC	43-3
Scott Dahm, Kettering Striders	43-2 $\frac{1}{2}$
Mike Crites, Jeffco TC	40-9 $\frac{1}{2}$
Gary Nobles, RC	40-8 $\frac{1}{4}$
Brian Sanders, Couer d'Alene	40-8 $\frac{1}{4}$
Jeff Weens, Thurston Cnty Str	39-10 $\frac{1}{4}$

Discus Throw (1.0 kilogram)	
Brian Curran, Vly Roadrunners	141-10
Mike Shill, Valley Roadrunners	137-5
Craig Ruhkamp, Mound TC	133-1
John Little, Arrow TC	130-6
John Nelson, Columbia Gorge	129-9
James Oliver, Corvallis TC	127-0
Allen Beer, Vly of the Moon TC	124-0
Mitch Messina, Portland TC	121-10
Mike Sedaro, Track City TC	120-0
Doug Prudek, unat	118-5
John Maguire, Napa TC	115-3
Malcom LeMay, Corvallis TC	111-10
Jeff Fleming, unat	111-2
Bill Cress, Westside Optimist	108-7
Mike Crites, Jeffco TC	104-6

4 x 110 yard Relay	
Mor Est...47.6	Spartan..(49.4h)49.5
Deny PAL..47.8	Track C..(49.2h)49.5
Corvallis 47.8	Poison S (49.6h)49.9
BC Hunt B 48.5	Spok Kiwanis....51.4

INTERMEDIATE DIVISION (born in 1959-60)

100y Dash - Powerful MIKE CARTER, of the Supremes TC, the New Mexico State HS double sprint champion as a freshman at 9.7 and 21.9, didn't disappoint. He ran his best in the semis in a meet record 9.58 (9.6), then went on to win by a slim 1 $\frac{1}{2}$ feet over the talented Columbus Community TC (Ohio) trio of RUSSELL WEST, JAMES CHESTNUT (3rd last year) and ROBERT JONES (5th in '74). In an event dominated by 16 year olds, 15 year old TERRY SMITH of the Colorado Spring All Stars was far from outmatched and stood his grounds to the wire. Terry was the double champion in the 12-13 group back in 1973.


220y Dash - This time Carter was at his best in the finals, charging to a 22.0 win, six yards up on Smith, who had his hands full taking care of Mallory Challenger's CONRAD DOWNES. Behind them was a mad scramble, everyone within .3

440y Dash - After a fast 50.1 in the prelims, CONRAD DOWNES seemed to be the favorite to take the event. However, 15 year-old JEFF RAMSEY of the Thurston County Striders (Olympia, WA) felt different, blasting to a meet record 50.0 just ahead of Downes. SANDY PANIELLO from Louisville, KY, kept up his steady improvement taking a good third in 50.4 (54.7 in '73, 52.4 in '74). Following was Portland's outstanding 14 year-old JOHN ANDERSON, who is definitely an up and coming threat for the title in this division in 1976.

880y Run - This was a most exciting race. After a lap and a half, there were still at least six runners in contention and remained bunched up until the last 100. Consistent and reliable BOB BUNDY of the Mead AC (Spokane WA) kept his cool and pulled out an upset win over the pre-race favorite FRANK REILLY from Laramie, WY, who finished third. The big surprise and possibly hero of this race was 14 year-old NATHANIEL CHRISTIAN of Denver, last year 880 champion in the lower division. Nathaniel, who was badly boxed in, suddenly broke free and proceeded to put on a terrific kick. One could hear his breathing in the stands. Passing Reilly, he came out about a foot short of overtaking Bundy, recording a great 1:58.6, 3rd Best all-time Age-14 performance.

Mile Run - Before the race, KEVIN PITCHFORD of Spokane, had the slowest qualifying time in the fast rated heat. When it was over, he had the fastest in 4:27.5, stomping his best by 12 $\frac{1}{2}$ seconds. Behind him, local star GENE STONE was an easy second over a tight group of five runners separated by 1.2 seconds. MARK DAGG of Portland, was the best 14 year old in 7th place and in an excellent 4:32.5.

2-Mile Run - 15 year-old CLANCY DEVERY of Salem, OR, put on a terrific last lap, beating his best by 17 seconds, and winning over a brilliant field. Runner-up BURT SHIRLEY of North Hollywood, CA, after a disappointing mile, ran one of his best race of the year, improving on his P.R. by almost ten seconds; he'll be back in this division in '76. Mile Champion KEVIN PITCHFORD had enough left to chop 25 secs. off his best, to lead the rest of a talented group, where 9:53 was only good enough for 8th place.



Dear Coach.

DOES YOUR ATHLETIC PROGRAM NEED MORE MONEY? ARE YOU ALWAYS LOOKING FOR A GOOD MONEY RAISING PROJECT?

PROMOTION has a project which raises money for school athletic teams. There are no gimmicks or other nonsense.

It works this way: We operate Jog-A-Thons for teams to raise money. We have run so many for so many schools that we think we are experts at it. It is sure that you can run your own, but we think our experience can save you hundreds and perhaps thousands of dollars.

As an example, one high school ran their own Jog-A-Thon and made about \$350. We ran one for them and made \$2,800 all in one hour!

Recently, a Jog-A-Thon for a private high school with only 104 students in their entire student body made over \$8,500 in one hour!

If your team has a financial need and you would like **PROMOTION** to help you, please contact us immediately.

PROMOTION
4313 E. 7th St. Suite D
LONG BEACH, CA. 90804

120 High Hurdles - Eugene's (OR) MARK REYNOLDS was a favorite after a 14.8 heat victory over AL GRAY of Philadelphia. But Gray came right back to take it all, while Mark completely faded out in the final. Gray's competition came from the fine hurdler MIKE HOLLOWAY of Columbus, OH, and versatile KIT REDMAN, another Eugene product. Kit was last year's Decathlon champion, as well as this year's runner-up in the discus. SCOTT WELLS of Yakima, WA, whose 15.1 in the heats was very promising, just couldn't get untracked in the final and was never a factor in the race.

180 Low Hurdles - 15 year-old ROURKE LOWE of Portland, an outstanding hurdler who owns the 2nd best all-time 330IH mark in the country, won this event in impeccable style. MIKE HOLLOWAY was once again the runner-up, challenging Lowe to the wire. SCOTT WELLS, once again had a great start tying Lowe's meet record in the heats, but once more didn't have it in the final, finishing last.

Mile Race Walk - DANIEL MARTINEZ, of the Diablo Valley TC (CA), was able to maintain legal heel contact throughout the race, winning the event in an outstanding 7:35 (he was the '72 Champ and '74 runner-up). The race was marred by many disqualifications. The most dramatic Dq was the one metted out to KEVIN BUTLER of the Scioto TC, OH, the 1973 & '74 Race Walking champion and the favorite this year. He received his "out" after one lap, while already in the lead by five yards. Also Dqed were TRACY TEEGARDEN (Blue Angels TC, CA) in the last 10 yards while making a desperate attempt to catch Martinez, and ERIC ZUCKER (Reseda, CA) in the last stretch, while battling eventual 3rd placer MIKE SLATES.

High Jump - MARK RADFORD of the Albina Roadrunners of Portland was up for this meet, taking the title in a personal best and upsetting favorite JIM BJORNSSON of Sacramento, CA, who had come in highly recommended at 6-7½.

Long Jump - TERRY SCOTT, North Beach TC's (WA) sole entry, chose a good time to improve his personal best, as he pulled out a 22-6 victory over RAY PRENTISS of Seattle. 15 year-old GREG HANSEN, a veteran in Age group competition, reached the 21-0 level for the first time, squeaking into third by ¼ of an inch over MIKE HUBBARD of Wyoming.



Double sprint winner MIKE CARTER of New Mexico, is seen here winning a close 100 final challenged by three members of the Columbus Community TC of Ohio, plus TERRANCE SMITH of Denver.

Pole Vault - RAY CROOK of Reno, Nevada, had an appreciative crowd cheering as he destroyed the opposition with a soaring lift of 15-4. This meet record should stay in the book for awhile. Behind him MIKE EARNEST (El Monte, CA) and JEFF BUCKINGHAM (Gardner, KS) had a good battle for second at 13-0, with Mike taking it on fewer misses.

Triple Jump - Favorite CARY TYLER of the Faith Streakers went over 44 feet once again to win this event. His strongest challenge came primarily from long jump champ TERRY SCOTT.

Shot Put/Discus Throw - Age Group phenom JIM FAVROW of Manhattan, KS, won the shot/discus double for the third year in a row. The competition was a little better than usual for him, but still had a four foot edge in the shot over KEN LAINIER of Columbus, OH, and LANCE NEUBAUER of Spokane, both over 50 feet. In the discus, he offered an exhibition to his fellow competitors, who watched him taking the measure of KIT REDMAN by over 13 feet. Jim had his finest day of the year at the Kansas State HS meet, in which, as a sophomore, he placed 3rd in the discus (163-5) and 2nd in the shot (56-10 3/4) !! That was Jim's last year in Age Group competition.

440y Relay - The COLUMBUS COMMUNITY TC of Ohio, a team loaded with talent and whose members placed three men in the first four in the final of the 100, won by almost 20 yards, in 42.5, an all-time best performance. Beautiful running!

INTERMEDIATE BOYS (born 1959-60)

100 yard Dash (wind -0.54mph)
Mike Carter, Supreme TC (9.58sf)9.71
Russell West, Columbus Com (9.7h)9.76
James Chestnut, Columbus (9.76sf)9.81
Robert Jones, Columbus C (9.82sf)9.89
Terrance Smith, Colo Spr All-Star 9.9
Steve Littlejohn, Track City TC 10.1
David London, Mallery Chal(10.0h)10.5
Phil Trent, Supreme TC (10.1h)
Chris Neal, L Beach Lancers (10.3sf)
Mark White, Mallery Chal'ger(10.3sf)
John Sample, Mallery Chal (10.3sf)
Doug Western, Phoenix Hornet (10.3h)

220 yard Dash
Mike Carter, Supreme TC 22.0
Terrance Smith, Colo Spr All-St 22.6
Conrad Downes, Mallery C (22.7sf)22.8
Chris Neal, LB Lancers (22.9sf)23.1
Willie Fowlkes, LB Lancer(22.9sf)23.1
David London, Mallery Ch (22.5sf)23.3
Doug Western, Phx Hornets (23.1h)23.3
John Sample, Mallery Chal (23.3h)23.4
Jeff Ramsey, Thurston Cnty,WA(23.2h)
Dwayne Pitchard, Det Jets,MI (23.3h)
Dave Woodward (23.4h)
Sandy Paniello, Louisville TC(23.5h)

440 yard Dash
Jeff Ramsey, Thurston Co Strider 50.0
Conrad Downes, Mallery Challenger 0.1
Sandy Paniello, Louisville TC 50.4
John Anderson, Portland TC 51.1
Willie Fowlkes, LB Lancers(50.8h)51.2
John Rose, Phoenix Hornets 51.3
Byron McMillan, Mallery Chal 52.2
Tim Murray, Phx Hornets (52.2h)54.7
Greg Gallagher, Phx Hornets (52.6h)
Ron Baker, BC Huntington Beh (52.6h)
Leland Laird, Highline TC,WA (53.1h)

880 yard Run

Bob Bundy, Mead AC 1:58.5
Nathaniel Christian, unat,Denver 58.6
Frank Reilly, Laramie TC 1:59.4
Byron McMillan, Mallery Chal 2:00.1
Rex Schweers, unat, Greeley,CO 2:01.6
Bruce Conley, Spokane Kivamis 2:01.8
Stan Hughes, Maturango Milers 2:03.4
Chuck Latting, Diablo Valley 2:03.7
Mike Gifford, BC Hunt Beh (2:03.9h)
Tom Colburn, Jeffco TC (2:04.6h)

One mile Run

Kevin Pitchford, unat, Spokane 4:27.5
Gene Stone, unat, Gresham, OR 4:29.5
Mike Gifford, BC Huntington B 4:31.3
Greg Mandanes, Woodside Str 4:31.3
Burt Shirley, Rialto RR 4:31.4
Dan Stark, Golden Triangle TC 4:32.5
Mark Dagg, Portland TC 4:32.5
Rob Arkes, Portland TC 4:37.5
George Perryman, Westside Opt 4:39.2
Jerry Chun, Hunley Bunch, HI 4:39.7
Mike Carlson, Westside Optimist 4:40.0
Tom Colburn, Jefco TC 4:41.1
Tom Noel, DC CYO 4:43.5

Two mile Run

Clancy Devery, Salem TC 9:36.9
Burt Shirley, Rialto RR 9:41.8
Kevin Pitchford, unat,Spokane 9:46.3
Dan Stark, Golden Triangle 9:46.5
Greg Mandanes, Woodside Str 9:48.4
Rob Arkes, Portland TC 9:51.2
Mark Stensland, Maltby-Per'v'l 9:51.4
Mark Dagg, Portland TC 9:53.0

120 yard High Hurdles/39" (w +0.43mph)

Al Gray, Mallery Challengers 14.8
Michael Holloway, Columbus Com 14.9
Kit Redman, unat, Eugene, OR 15.2
Mark Reynolds, Track City (14.8h)15.4
Scott Wells, Yakima Vly,WA(15.1h)16.1
Brian Bartell, Spok Kiv (15.9h)16.2
Cornelius Foxworth, CSAS (16.2h)18.1
Carlos Brown, Grant Area,OR (16.3h)

180 yard Low Hurdles (wind +3.66mph)

Rourke Lowe, Portland TC 20.4
Michael Holloway, Columbus Com 20.6
Cornelius Foxworth, CSAS (21.1h)21.2
William Keyes, Long Bch Lancers 21.5
Brian Morton, Denver PAL 22.0
Doug Riddle, unat, Spokane, WA 22.1
James Bethea, unat, CA (22.0h)22.1
Scott Wells, Yakima Vly (21.0h)23.2

One mile Walk

Dan Martinez, Diablo Valley TC 7:35.0
Tom Lucas, Woodside Striders 7:42.7
Mike Slates, Maturango Milers 7:59.0
Dave Wilson, Woodside Striders 8:36.9
Steve Wagner, Redwood C Flyers 8:39.2

High Jump

Mark Radford, Albina RR 6- 5½
Jim Bjornsson, unat, Sacramento 6- 4
Rich Knoche, Castle Rock TC, WA 6- 4
David Ege, Yakima Valley TC 6- 0
Terry Reynolds, Brighton TC, CO 6- 0
Brian Parker, unat, Halsey, OR 5-10

Long Jump

Terry Scott, No Beach TC, WA 22- 6
Ray Prentice, Highline TC 21- 5
Greg Hansen, Woodland TC 21- 0
Mike Hubbard, Greeley TC, CO 20-11½
Michael Lewis, Denver PAL 20-10½
Dennis Sullivan, Richland Exch 20- 8
Cary Tyler, Faith Streakers 20- 7½
Al Gray, Mallery Challengers 20- 2
Kevin Murphy, Mallery Chal 19-11½

Triple Jump

Cary Tyler, Faith Streakers 44-1
Terry Scott, North Beach TC 43-5½
Dave Pullin, unat, Portland 43-0
Hilton McClendon, Denver PAL 42-2½
Jon Eagle, Woodland TC 41-1
Gregory Johnson, Denver PAL 40-8½

Pole Vault

Ray Crook, unat, Reno, NV 15-4
Mike Earnest, unat, El Monte, CA 13-0
Jeff Buckingham, unat, KS 13-0
Robert DuVoisin, unat, Spokane 12-6
Greg Hansen, Woodland TC 12-6
Steve Crane, unat, Portland, OR 12-0
John Johnson, unat 12-0
Mike Hargraves, Westside Opt 11-6
Bill Thilkin, Long Bch Lancers 11-6
Tobie Hatfield, unat, OR 11-0
John Plastino, unat 11-0

Shot Put (12 pound)

Jim Favrow, Manhattan TC, KS 56-7
Kenneth Lanier, Columbus Com 52-4
Lance Neubauer, NW Wash Strider 50-2½
Francis Maikali, unat, CA 49-4½
Craig Awbry, Woodside Striders 48-4½
Alan Springer, Jeffco TC 47-7
Chris Friday, Woodland TC 46-6½
Dave Hartman, Mound TC 46-5½
John Harper, unat, CA 44-9
Jon Smith, Thurston Cnty Strid 44-6½
Brian Bean, Spartan TC 44-4
Steve Bolton, BC Huntington Beh 44-3½

Discus Throw (1.6 kilogram)

Jim Favrow, Manhattan TC 158- 5
Kit Redman, unat, Eugene, OR 144-10
John Harper, unat, CA 144- 0
Lance Neubauer, NW Wash Str 141-10
Chris Friday, Woodland TC 136- 7
Alan Springer, Jeffco TC 132- 4
Brett Dean, South Coast TC, OR 130- 9
Steve Bolton, BC Huntington B 128- 8
John Smith, Thurston Cnty Str 126- 8
Tony Oliver, Corvallis TC 120- 1
John Lobato, Corvallis TC 118-10
Dave Hartman, Mound TC 114- 8

4 x 110 yard Relay

Col Com.....42.5 Phx H (45.3h)45.3
Mal Ch (44.0h)44.2 Colo Spr AS..45.6
Supremes.....44.7 DEAL..(46.0h)46.0

The following two Regional events have been included in this National Championships Issue, as they serve as substitute for the non-existent Girls Age Group National Meet.

The Southern Pacific and the East Coast Age Group Classics, combined to attract young girls from over 100 teams of 22 States, which, in effect, is more than adequate sampling of national class level of Age Group Girls performances.

NOTE: In the next issue we will resume the Regional News, Highlights and results section. Most late and recent local T & F meets will be published, along with the National Junior Olympics and loads of District JO's. The big highlight of that issue will be the many pages of year-end Best performance lists for Boys and Girls. Don't miss it!

SOUTHERN PACIFIC AAU GIRLS AGE GROUP CLASSIC

WALNUT, CA - July 12 and 13 - from BILL PETERSON

Though the large majority of athletes were from California, Girls from twelve other states made their marks. Even British Columbia (Canada) had a winner, long jumper COLLEEN GIBSON.

Colorado throwers CINDY YOUNG and VICKY POWELL unloaded personal bests to top their specialties. Kansas City (MO) had just two entrants, but JENNIE GORHAM and JEAN DUFRESNE took three firsts and two second places between them... they would have had another, but for a "running on the line" disqualification which kayoed Jennie from the Youth (12-13) 440.

Most impressive of the "easterners" was Nashville's SLOAN BURTON who never looked back after a brilliant 66.7 first lap in the Midget (10-11) 880. Hurdlers KATHY YUHAS from northern Cal and BARBARA DAVIS had the hottest competitive duels. Too bad that speedy Tawny Singleton was missing from the fun.

High "flopper" KYRA BJORNSSON and shot tossers were super, although strong breezes and extra races may have had an adverse effect on sprinters and distance runners. The latter were required to run heats and finals, a new experience for many in the longer runs.

/Mt. San Antonio College (crushed brick track)... twilight meet, 60-75°, breezy... 73 Teams representing athletes from 13 States/

BANTAM GIRLS (born in 1965 & later)

100 yard Dash (wind aided +3.1mps)	
Stacey Granger, So Cal Cheetahs	12.3W
Jewel Baty, Albuquerque TC, NM	12.7W
Andrea Shamburger, Sun Valley	13.0W
Tanya Granger, So Cal Cheetahs	13.0W
Audrey Amey, S Barbara Sandp'ers	13.2W
Chris Mock, Spartan TC, OR (13.1h)	13.3W
Erica Peterson, Long Bch Comets	13.3W
Stephanie McGeeney, Berkeley EB	13.6W
Celeste Friend, Cupertino (13.5h)	13.7W

220 yard Dash (wind +1.7mps)	
Stacey Granger, So Cal Cheetahs	28.6
Chris Mock, Spartan TC	29.4
Leigh Mann, Blue Ribbon TC, OH	29.6
Tanya Granger, So Cal Cheetahs	29.9
Mia Cooks, Blue Angels (30.1Wh)	30.2
Leslie Pratt, Patriots (30.3Wh)	30.3
Dena Evans, Blue Angels (30.1Wh)	30.7
Tracy Macon, Rialto RR (30.0Wh)	30.8

440 yard Dash	
Beth Landy, Las Virgenes TC	66.9
Leigh Mann, Blue Ribbon TC	67.9
Kim Tanabe, Blue Angels (67.7h)	68.1
Jewel Baty, Albuquerque TC	68.5
Lisa Ladiner, Long Beach Comets	69.3
Cheryl Lucas, Colo Flyers (68.5h)	69.5
Andrea Rolfe, LB Comets (71.2h)	71.4
Blair Bates, So Calif Cheetahs	71.7

880 yard Run	
Sonja Cooper, Rialto RR	2:35.9
Bobbi Gallegos, Albuquerque TC	2:35.9
Becky Engleman, Oxnard TC	2:37.3
Kathy Kiernan, Blue An (2:36.9h)	2:38.3
Jennie Cervantes, RRR (2:36.1h)	2:38.4
Samantha Rodella, Pat (2:40.3h)	2:41.2
Carina Quezada, So Cal Cheetah	2:41.3
Coleen Adams, Jfco Jet (2:38.2h)	2:43.0
Michele Miller, Appaloosa TC	2:43.0
Christine Standley, BA (2:43.5h)	2:47.6

880 yard Walk	
Kathy Kiernan, Blue Angels	4:03.0
Samantha Rodella, Patriots-USA	4:03.0
Kim Salinas, Appaloosa TC	4:22.0
Michelle Olson, Appaloosa TC	4:24.2
Kiki Santiago, Rialto RR	4:25.3
Trisha Ramirez, So Bay Strider	4:26.1
Cindy Farrar, Rialto RR	4:26.8

High Jump	
Dee Dee Jones, Pacific C Pacers	4-4
Jean Faust, S Barbara Sandpipers	4-2
Renay Schoenlein, Appaloosa TC	4-0
Sue McLaughlin, Cupertino Yrlng	4-0

Val Von Feldt, Ft Morgan TC	4-0
Kim Tanabe, Blue Angels	3-10
Beth Landy, Las Virgenes TC	3-10
Marcy Parks, Ojai Valley TC	3-8

Long Jump (wind +1.6 to +6.4mps)	
Chris Mock, Spartan (13-10 $\frac{1}{2}$ W)	13-1 $\frac{1}{2}$ W
Leigh Mann, Bl Rib (13-0 $\frac{1}{2}$ W)	12-11 $\frac{1}{2}$ W
Val Von Feldt, Ft Morgan TC	12-11 $\frac{1}{2}$ W
Shannon McGimmes, PC Pacers	12-9 $\frac{1}{2}$ W
Yvette Yepa, Albuquerque TC	12-9 W
Dena Evans, Blue Ang (12-8 $\frac{1}{2}$ W)	12-8 $\frac{1}{2}$ W
Renay Schoenlein, App (12-9 $\frac{1}{2}$ W)	12-7 $\frac{1}{2}$ W
Blaire Bates, So Cal Cheetahs	12-5 W

Baseball Throw	
Dee Dee Jones, Pac Coast Pacers	162-8
Suzanne Fiske, SB Sandpipers	156-8
Marcy Parks, Ojai Valley TC	140-5
Evva Crowell, So Cal Cheetahs	131-5
Leslie Pimentel, Albuquerque TC	130-1
Michele Miller, Appaloosa TC	125-6
Karen Brawley, Rialto RR	125-0

4 x 110 yard Relay	
SC Ch (57.7h) 57.9	Co Fly (60.2h) 60.8
RRR.. (58.4h) 58.6	Abq TC (61.2h) 62.0
L Virgenes.. 58.9	Cup Yrl (60.4h) 62.6
Berkeley EB 59.6	Oxnard (61.8h) 63.0

MIDGET GIRLS

100 yard Dash (wind aided +3.2mps)	
LaTanya Dawkins, L Bch Comets	11.6W
Jean Dufresne, KC North Stars	11.7W
Bridgette Blackburn, Rialto RR	11.8W
Tina Scott, So Calif Cheetahs	11.8W
Sherifa Sanders, Berkeley E Bay	11.9W
Sharon Moore, Berkeley East Bay	12.0W
Angie Meininger, Ft Morg (12.0Wh)	12.1W
Janice Leakes, SD Cougar (11.9Wh)	12.3W

220 yard Dash (wind +1.6mps)	
LaTanya Dawkins, Long Bch Comets	26.1
Jean Dufresne, KC North Stars	26.3
Tina Scott, So Calif Cheetahs	26.3
Pat Garcia, Rialto Roadrunners	27.4
Monica Bednar, Las Virg (27.3Wh)	27.6
Janice Leakes, San Diego Cougars	27.8
Stephani Farley, Patriots (28.1Wh)	28.4
Sharon Moore, Berkeley EB (28.1sf)	28.4

440 yard Dash	
Melanie Johnson, So Cal Cheetahs	61.3
Stephani Farley, Patriots-USA	62.0
Lana Norris, San Diego Cougars	63.3
Karen Haller, Ventura GTC	63.8
Sherrill Miller, Cupertino Yrlng	64.0
Mary Reed, Denver PAL	64.5
Lisa Filkowski, Cupertino (66.5h)	66.5

880 yard Run

Sloan Burton, Nshv'l W (2:26.1h)	2:26.3
Sharon Hatfield, unat, CA	2:28.4
Doreen Stoiloff, Rialto RR	2:30.8
Andrea Kirkorn, Blue Angels	2:33.4
Debbie Gonzales, Anaheim Atoms	2:33.9
Diane Harms, Matur'go (2:31.8h)	2:35.8
Danielle Mojica, SCC (2:34.5h)	2:36.1
Cini Ruderman, RRR (2:37.8h)	2:38.5
Maggie Stein, Cup Yrlg (2:38.0h)	2:40.2

One mile Run

Carol Lantry, Rialto RR	5:11.5
Vicki Cook, Rialto RR	5:14.0
Kristi Wilson, Blue Angels	5:14.2
Sherri Ball, Wilt's Wonder Women	20.6
Carol Gleason, Cupertino Yrlng	5:23.2
Colleen Davidson, SC Pacers	5:25.5
Theresa Smith, Pear's Peaches	5:25.9
Andrea Stone, Patriots-USA	5:32.1
Kelly Cerda, Blue Angels	5:33.8

50 yard Hurdles (wind +1.4mps)

Jean Dufresne, KC North Stars	7.8
Cari Venable, Cupertino Yearlings	7.9
Dolores Archuleta, Albuquerque TC	8.0
Sharon Hatfield, unat, CA	8.1
Nicki Granger, So Cal Cheetahs	8.2
Barbara Jarrett, Gresham TC, OR	8.3
Wendy Wardlaw, Pear's Peaches	8.4

One mile Walk

Lynn Holmbeck, Patriots-USA	8:18.2
Shelly Quintana, Blue Angels	8:30.9
Jody Grob, S Barbara Sandp'ers	8:52.4
Lenell Waskow, Rialto RR	8:53.9
Andrea Bunting, RC Flyers	9:14.4
Jane Wintermute, SC Cheetahs	9:18.6

High Jump

Stacy Neumann, Las Virgenes TC	5-0
Zizi Fritz, Albu'que Olympettes	4-10
Rena Wright, So Bay Striders	4-10
Barbara Jarrett, Gresham TC	4-10
Jill Gillingham, Blue Angels	4-8
Carol Gleason, Cupertino Yrlngs	4-8
Rosalynn Barrett, Gresham TC	4-6
Angel Shannon, Ft Morgan TC	4-6

Long Jump (wind +1.9 to +5.6mps)

Alana Capozzi, L Bch Comets	15-11 $\frac{1}{2}$ W
Debbie Johnson, Rialto RR	14-11 W
Angie Meininger, Ft Morg (15-6 $\frac{1}{2}$ W)	14-10 $\frac{1}{2}$ W
Dana Dahlke, S Barb Sandpiper	14-10 W
Lori Littlejohn, Ft Morgan TC	14-0 $\frac{1}{2}$ W
Julie Johnson, Ojai Valley TC	13-10 $\frac{1}{2}$ W
Tara Schultz, Ojai Valley TC	13-9 $\frac{1}{2}$ W
Debra Zeigler, Ft Morgan TC	13-8 $\frac{1}{2}$ W
Melanie McArdle, Spar (14-5 $\frac{1}{2}$ W)	13-8

Shot Put (6 pound)

Barrie Greer, S Cal Cheetahs	38-11
Jackie Sheffield, Rialto RR	32-7 $\frac{1}{2}$
Alissa Weakley, Cupertino Yrlg	32-2
Jackie Thomas, Rialto RR	29-3
Helen Lofton, Spokane Kiwanis	28-11
Brenda Dadds, Boulder Cind'bls	28-10 $\frac{1}{2}$

Baseball Throw

Melanie Johnson, SCC (230-7q)	224-3
Tina Scott, SC Cheetah (228-0q)	222-1
Cindy Culberson, Rialto RR	209-4
Lisa Filkowski, Cupertino Yrlg	206-1
Barrie Greer, S Cal Cheetahs	200-10

4 x 110 yard Relay

LB Comets... 53.2	SD Cougars... 54.1
Rialto RR... 53.4	Ft Morgan TC 54.9
Berkeley EB 53.6	Colo Flyers 55.9
Cupertino Y 53.8	Mickey's Msl 56.3

YOUTH GIRLS (born 1961-62)

100 yard Dash (wind-aided +3.4mps)	
Jennie Gorham, KC North Stars	11.0W
Felicia Dupuch, Colorado Flyers	11.2W
Brenda Winston, Rialto RR	11.3W
Janet Ballard, So Cal Cheetahs	11.4W
Rhonda Adams, Colo Fly (11.4sf)	11.5W
Roxanne Banks, Wilt's WW (11.4sf)	11.6W
Toni Winston, Rialto RR (11.2Wh)	11.6W

220 yard Dash (wind +1.4mps)

Jennie Gorham, KC North Stars	24.8
Denise Smith, Patriots-USA	25.3
Felicia Dupuch, Colorado Flyers	25.4

Janet Ballard, SC Ch'tah (25.4Wf)	25.7
Elaine McKenna, L Ang TC (25.6Wh)	25.8
Colleen Gibson, Abbotsf'd (25.9Wh)	26.0
Rhonda Fallis, Spok Kiw (25.7Wh)	26.2

440 yard Dash

Denise Smith, Patriots-USA	57.4
Barney Sue Carral, SC Cheetahs	58.4
Rochelle Anderson, Portland TC	58.5
Josephine Riley, Rialto RR	59.1
Sherry Blackburn, Berkeley E Bay	59.1
Cynthia Rhodes, Mesa TC	60.1

880 yard Run

Sharon Hulse, Patriots-USA	2:16.4
Chris Stoiloff, Rialto RR	2:16.9
Marchi Wierson, Portland TC	2:20.2
Carol Czarnetski, Blue Angels	2:22.0
Pam Bonnett, Boulder C (2:22.0h)	2:22.4
Sally Marquez, Alb'que Olymp't	2:22.9
Cathy Partida, SCC (2:22.6h)	2:23.0

One mile Run

Corrinne Nufiez, Rialto RR	5:07.6
Sandy Beach, Albuquerque TC	5:08.7
Donna Sanchez, Rialto RR	5:14.2
Lesa Gilliland, Alb'que Olymp	5:16.2
Kelly Wells, Antelope Vly TC	5:16.5
Cheryl Flowers, Mickey's Msls	5:17.1
Nancy Rogowski, Boulder Cin'bl	5:18.0
Laurie Johnson, Rialto RR	5:18.4

80 meter Hurdles (wind +2.1mps)

Kathy Yuhas, Appaloosa TC	12.0W
Barbara Davis, Frederick T&FC, MD	12.0W
Katherine Bower, So Bay Strider	12.1W
Dulce Reade, unat, CA	12.5W
Yvette Irons, Glendale G (12.7h)	12.8W
Marlene Harmon, Los Angeles TC	12.8W
Lisa Erickson, So Cal Cheetahs	12.9W

200 meter Hurdles (wind -0.8mps)

Kathy Yuhas, Appaloosa TC	29.0
Barbara Davis, Frederick (29.1h)	29.2
Dulce Reade, unat, CA (30.0h)	29.8
Marlene Harmon, Los Ang TC (30.2h)	30.4
Lisa Erickson, SC Cheetahs	30.5
Penny Thonley, Spokane Kiwanis	31.0
Linda Elkins, RC Flyers	31.3
Marchi Wierson, Port TC (31.2h)	31.4

One mile Walk

Georgia Sakelarios, RC Flyers	8:03.3
Joyce Brodbeck, Rialto RR	8:04.1
Laura Spencer, Cupertino Yrlng	8:12.5
Tracy Trisco, Blue Angels	8:16.8
Kimi Durham, Redwood C Flyers	8:19.3
Marty McCracken, Wilt's WW	8:27.0

High Jump

Kyra Bjornsson, Will's Spikettes	5-6
Candy Acres, S Barbara Sandpipers	5-4
Lucy Wardle, So Bay Striders	5-2
Sally Layman, Spokane Kiwanis	5-2
Lisa Peters, So Calif Cheetahs	5-2
Yvette Irons, Glendale Girls	5-2
Gonnie Strickland, Gresham TC	5-2
Ellen Fargo, Glendale Girls	5-2

Long Jump

Colleen Gibson, Abb'd (17-4 $\frac{1}{2}$ W)	16-11 $\frac{1}{2}$
Vicki Almeida, So Cal Cheetahs	16-8 $\frac{1}{2}$
Martha Maroney, Vly of Sun TC	16-5 $\frac{1}{2}$
Lori Gardiner, Maricopa (16-8 $\frac{1}{2}$ W)	16-5
Sharon Lester, Spokane Kiwanis	16-3 $\frac{1}{2}$
Cindy Doyel, Maturango Milers	16-3 $\frac{1}{2}$
Tracy McMurray, SC Cheetahs	15-10 $\frac{1}{2}$ W
Cassandra Griffin, Wilt's WW	15-9 $\frac{1}{2}$ W
Cynthia Rhodes, Mesa (15-11 $\frac{1}{2}$ W)	15-8 $\frac{1}{2}$

Shot Put (6 pound)

Susan Ray, unat, CA	47-2 $\frac{1}{2}$
Jackie Nelson, Orange Coast Th	44-8 $\frac{1}{2}$
Penny Thonley, Spokane Kiwanis	39-4 $\frac{1}{2}$
Christina Ault, Jeffco Jets	39-1
Vicki Powell, Boulder Cind'bls	38-2
Carole Kent, SB Sandpipers	38-1
Debra Pryor, Berkeley East Bay	37-11
Kym Wycoff, Vly of the Sun TC	37-5 $\frac{1}{2}$
Roseann Gehres, Ojai V (37-2 $\frac{1}{2}$ W)	36-9 $\frac{1}{2}$

Discus Throw

Vicki Powell, Boulder Cind'bls	119-5
Charm Bishop, S Cal Cheetahs	110-3
Roseann Gebres, Ojai Valley TC	109-4
Jackie Nelson, Orange Coast Th	108-5
Kym Wycoff, Valley of the Sun	104-11

Javelin Throw

Charm Bishop, So Cal Cheetahs	126-1
Jackie Nelson, Orange Coast Th	122-1
Debbie Dibb, Wilt's Wonder Wom	113-9
Xena Kistler, Ventura GTC	112-7
Anne Molgaard, So Bay Striders	111-0
Kim Cox, Redwood City Flyers	105-3

4 x 110 yard Relay

Berk East Bay 50.4	Wilt's(50.7h)51.4
Co Fly (50.6h)50.8	RC Fly(51.8h)52.0
Rialto (50.6h)51.1	SCC.....(50.6h)

INTERMEDIATE GIRLS (born 1959-61)

100 yard Dash (wind-aided +3.4mps)	
Freida Cobbs, Berkeley East Bay	10.7W
Freda Hancock, Colorado Flyers	10.7W
Val Boyer, Albuquerque TC	10.8W
Elaine Parker, Millbrae Lions	10.9W
Kim Robinson, umat, CA	11.0W
Lisa Thompson, Cactus Wrens	11.0W
Lena Dilworth, Berk E Bay(11.1h)11.2W	
Yolanda Allen, Millbrae L(11.1h)11.3W	

220 yard Dash (wind +1.4mps)

Freida Cobbs, Berkeley East Bay	24.1
Freda Hancock, Colorado Flyers	24.3
Val Boyer, Albuquerque TC	24.3
Kim Robinson, umat, CA	25.0
Denise Eldington, L Ang TC(25.3h)25.5	
Michelle Hawthorne, Berkeley EB	25.6

440 yard Dash

Pam Green, SC Cheetahs	(57.5h)58.0
Cynthia Tyler, Mickey's Missiles	58.1
Sue Moreno, Lakewood Intern'tial	58.4
Michelle Hawthorne, Berkeley EB	58.7
Brenda Billiard, Ft Morgan(58.2h)59.2	
Barbara Wells, Colorado Flyers	59.7

880 yard Run

Roma Antoniewicz, L Angeles TC	2:15.9
Lauri Mullins, Los Angeles TC	2:20.0
Bobbie Shyrack, Los Angeles TC	n.t.
Brenda Pickering, Wenatchee Vly	2:24.0
Shari Cassin, Arizona TC	2:25.0
Tammy Welton, Jeffco Jets	2:25.9

One mile Run

Paula Rose, Blue Angels	4:59.7
Suzanne Keith, Rialto RR	5:05.7
Becky Wolfinbarger, SC Cheetah	5:08.5
Kathy Adams, Will's Spikettes	5:21.4
Becky Villalvazo, Rialto RR	5:28.9

Two mile Run

Suzanne Keith, Rialto RR	10:57.8
Kathy Adams, Will's Spikettes	11:04.6
Becky Villalvazo, Rialto RR	11:34.2
Shelli Woolridge, SC Cheetahs	11:42.6
Jamie Mitchell, Portland TC	11:48.6

100 meter Hurdles/30" (w-a +2.2mps)

Cheryl Hawthorne, Berkeley EB	14.6W
Cindy Mitchell, Cactus W (14.7h)14.8W	
Mary Winnewisser, SB Sandpipers	14.8W
Teresa Wierson, Portland TC	15.0W
Christine Brockhoff, Alb'que TC	15.0W
Erin Pike, L Angeles TC (14.8h)15.2W	
Joanne Erb, L Angeles TC (15.0h)15.2W	

300 meter Hurdles/30"

Teresa Wierson, Portland TC	44.0
Cheryl Hawthorne, Berkeley E Bay	44.6
Denise Bailey, Albuquerque TC	45.0
Karen Ueda, Long Beach Comets	45.8
Brenda Billiard, Ft Morgan TC	46.0
Roxanne Keating, Cactus Wrens	47.0
Joanne Erb, Los Angeles TC(46.1h)47.6	

One mile Walk

Linda Brodick, Rialto RR	7:51.8
Lisa Metheny, Rialto RR	8:06.8
Becky Villalvazo, Rialto RR	8:16.6
Laura Janousek, S Cal Cheetahs	8:21.3
Jill Steiner, Rialto RR	8:27.6
Melissa Steinle, SC Cheetahs	8:33.4

High Jump

Cindy Mitchell, Cactus Wrens	5-6
Candice Zbieranek, Lkwd Inter'al	5-4
Monique Donithan, Cactus Wrens	5-4
Lisa Thomas, Colorado Flyers	5-2
Laurie Carman, S Barb Sandpipers	5-2
Judy Fargo, Glendale Girls	5-2
Jill Shinkle, Blue Angels	5-2

Long Jump

Kim Moran, Los Angeles TC	18- 3½
Karen Elmore, Millbrae Lions	18- 2½
Erin Pike, Los Angeles TC	17-11½
Roxanne Keating, Cactus Wrens	17- 9
Judy Johnson, Cavalettes	16-11
Kim Sloan, S Barbara Sandpiper	16- 9½
Kerry Zwart, Los Angeles TC	16- 7½

Shot Put (8 pound)

Cindy Young, San Luis TC	40-7
Regina Piatt, Western Penn TC	40-5
Elaine Roque, Los Ang TC (39-5q)38-7½	
Christi Pyle, Los Ang TC(37-5½q)36-7½	
Kerry Zwart, Los Ang TC (36-5½q)36-2½	

Discus Throw

Christi Pyle, Los Angeles TC	136-7
Regina Piatt, Western Penn TC	115-0
Elaine Roque, Los Angeles TC	114-3
Carol Bean, Scottsdale TC	108-8
Robin Sans, Redwood City Flyers	105-6
Cindy Young, San Luis TC	103-8

Javelin Throw

Lisa van Benthem, SD Cougars	143-8
Raedean Rona, Patriots-USA	126-3
Lynne van Benthem, SD Cougars	124-9
Lorelei van Benthem, SD Cougars	124-1
Carol Bean, Scottsdale TC	120-1

4 x 110 yard Relay

Mlions(47.9h)48.3	Cac Wrm(48.9h)49.0
SDC...(48.2h)48.6	ColoFly(49.5h)50.2
Berk EB.....48.6	Alb'que TC(48.1h)
	L Ang TC (48.6h)

880 yard Medley Relay

L Ang TC 1:46.7	Colo Flyers 1:50.8
Cactus Wr 1:47.0	Millb Lions 1:51.7
Alb'que TC 1:47.3	Mickey's Msl 1:53.1

4 x 440 yard Relay

L Ang TC 3:59.0	El Paso SQ 4:12.9
Mickey's 4:07.3	Woodside Str 1:16.5

EAST COAST GIRLS AGE-GROUP CLASSIC

NEW YORK CITY, NY - June 26

from HUGO PRUTER and CALVIN BROWN

MICHELLE GLOVER and the New Image Track Club ran wild, while KATHY TRAVERS threw her weight around in a meet replete with many outstanding performances. Michelle, 11, from Willingboro, NJ, had a 11.4/26.4 double, which is as fast as anyone ever has at her age, and trouncing the best fields to be found in the eastern half of the U.S.

The top athletes from thirty clubs of nine east, midwest and southern states combined into probably the finest meet of its kind for girls in the area. Philadelphia and Pitts-

burg metropolitan areas showed the most power, with the latter's New Image TC very impressive. NI's ROBIN WORMSLEY dipped under 60 seconds in the quarter and their 440 Relay team squad sped 52.6 in the Midget (10-11) Division!

In the same class, meanwhile, Travers continued the West Penn TC tradition by putting the six pound shot 40-3, breaking the record of teammate MARY MACIEJCZYK, who herself threw the same size pellet 41-5 1/2 (all-time Age-12 Best).

Frederick, Maryland's BARBARA DAVIS had a terrific hurdle double, while super quarter-milers were in abundance. Indianapolis (MS) took the lionesses share of the top places in the Bantam Class, while Philadelphia based Klub Keystone and Mallery Challengers shared the cream in other divisions.

BANTAM GIRLS (b. 1965-later)

100 yard Dash	
Tammy Scott, G Norristown	12.6
Yvette Cash, Bronx	12.6
Louise Hopkins, Indianola	12.9
Janice Conrad, Ind(12.9h)13.0	
Pam Collins, Prairie S(13.0h)	
Kesha Easley, Keystone(13.3h)	

220 yard Dash (in flights)

Yvette Cash, Bronx	29.7
Janice Conrad, Indianola	29.9
Tammy Scott, G Norristown	30.0
S. Stringfellow, Ind'ola	30.2
Barnette Diggs, Nw Image	30.6
Marlene Boegley, Keystone 31.0	

440 yard Dash

Janet Davis, Indianola	67.4
Yvette Cash, Bronx	69.0
Leigh Mann, Blue Ribbon	70.0
Thea Ellis, G Norristown	72.0
Lena Richardson, Keystone 73.0	

880 yard Run

Denise Anians, Prairie 2:47.4	
Kim Wiley, K Keystone 2:47.5	
Janice Davis, Indianola 51.0	

High Jump

Louise Hopkins, Indianola	4-2
Yvette Cash, Bronx	4-0
Beth Rosenthal, Greensburg	4-0
Caryn Kuelto, Prairie St	3-8

Long Jump

Leigh Mann, Blue Ribbon	13-7½
Pam Collins, Prairie St	13-1
Janet Davis, Indianola	12-10½
Caryn Kuelto, Prairie	12-8
Kim Wiley, K Keystone	11-11½
Kim Rench, Prairie St	11-7

4 x 110 yard Relay

Indianola TC (MS)	57.4
Klub Keystone (PA)	58.6
Greater Norristown (PA)	59.3
Prairie St Striders (IL)	60.5

MIDGET GIRLS (born 1963-64)

100 yard Dash	
Michelle Glover, Will'ro	11.4
Robin Jackson, SIJ(12.0h)12.1	
Renee Henderson, New Image .2	
Regina Fields, NY PAL	12.5
Rene Reid, Klub Keystone 12.5	
Alice Coor, SI Jets (12.7h)	

220 yard Dash (in flights)

Michelle Glover, Will'ro	26.4
Crest Harris, K Keystone	27.4
Robin Jackson, SI Jets	27.4
Angie Toney, New Image	28.0
Patricia Hudson, Ind'ola	28.1

440 yard Dash

Robin Wormsley, Nw Image	59.7
Robin Jackson, SI Jets	60.9
Jessica Hall, New Image	61.6
Frankie Baker, Indianola	64.9

880 yard Run

Sherry Lovelace, Nw Im	2:30.9
Gwen Spurlock, Keystone	2:33.8
Lisa Williams, Keystone	2:33.9
Tracy Pagan, Prairie S	2:36.9

One mile Run

Andrea Collins, Pr SS	5:32.7
Anne Webb, New Image	5:42.5
Tanya Richardson, Key	5:47.5
Kim Rousseau, Nw Birth	5:48.7

50 yard Hurdles (30 inch)

Dawn Hess, Prairie SS	8.3
Carol Lewis, Willingboro	8.6
Sherrilyn Rudolph, OHC	8.7
Nancy Isola, Staten I Jets	8.8
S. Livingston, Murray Hill	9.3

High Jump

Janice Brady, SI Jets	4-4
Alicia Watts, Greensburg	4-2
Donna Fair, G Norristown	4-2

Long Jump

Carol Lewis, Willing'bo	15-3
Dawn Hess, Prairie SS	15-1
Veronica Gallishaw, Key	14-8½
Sherrilyn Rudolph, OHC	14-1
Janice Brady, SI Jets	13-10

Shot Put (6 pound)

Kathy Travers, W Penn TC	40-3
Marilyn Williams, OHC	22-6

4 x 110 yard Relay

New Image TC (PA)	52.6
Klub Keystone	53.0
Willingboro TC (NJ)	54.1
Indianola TC	55.6

880 yard medley Relay

N Image 1:56.4	Key 1:59.5
----------------	------------

YOUTH GIRLS (born 1961-62)

100 yard Dash

Portland Ford, Keystone	11.6
Karen Young, Keystone	11.6
Sharon Joseph, Murray H	11.7
Rhonda Clay, May Hatcher	11.8
Lynn Tucker, NY PAL	11.9
Doretha Johnson, Mallery	11.9

220 yard Dash

Portland Ford, Keystone	26.0
Brenda Turner, Oceanhill	26.0
Rhonda Clay, May Hatcher	26.1
Rochelle Hall, Oceanhill	26.4
Vickie Hall, New Image	26.5
Sharon Joseph, M Hatcher	26.6
Lynn Tucker, N York PAL	26.6

440 yard Dash

Pam Dutton, K Keystone	58.3
Cindy Hall, New Image TC	59.2
Charise Linberger, Gr'nbrg	4
Vicki Hall, New Image	59.4
Kim Whitehead, Bronx	59.6
Edris Williams, M Hatch	60.3

880 yard Run

Jackie Thompson, Key	2:18.1
Sheila Boyer, N Image	2:20.5
Jan Prendergast, Liberty	20.8
Joetta Clark, Pacers	2:21.6
Joan Hazlip, New Image	2:25.9
Tammi Williams, G Nor'tn	28.0

One mile Run

Joan Hazlip, New Image	5:18.6
Peggy Fitzgerald, W Sub	5:25.7
Kathy Corrigan	5:31.6
Val Eaton, Prairie SS	5:32.9

80 meter Hurdles (in flights)

Barbara Davis, Frederick	11.8
Linda Karecki, W Suburb	12.6
D. Krawczki, Prairie SS	13.4
Rochelle Hall, Oceanhill	13.5

200 meter Hurdles (30 inch)

Barbara Davis, Frederick	29.5
Linda Karecki, W Suburb	30.1
Dora Savage, Oceanhill Ch	.8
Deborah Legree, OHC	30.9

One mile Walk

Athena Monios, W Penn	9:20.3
Jackie Campbell, Will'o	9:45.7

High Jump

Lori Fuller, Prairie SS	5- 0
Linda Karecki, W Suburb	4-10
Terri Albright, Green'bg	4-10
Barbara Davis, Frederick	4-10
Carol Jones, N York PAL	4- 8
Kiawii Russell, Prairie	4- 8

Long Jump

Rochelle Hall, OHC	16-11½
Mary O'Neill, W Suburb	16- 0
Carol Jones, NY PAL	15-10½
Jackie Campbell, Will	15- 9½

Shot Put (6 pound)

Mary Maciejczyk, W Penn	41-5½
Lori Smargiasso, Gr'brg	38-8½
Jackie Campbell, Will'o	36-5
Linda Karecki, W Sub	36-4½

4 x 110 yd Relay (in flights)

Klub Keystone	49.5
Gazelles (Baltimore, MD)	51.7
Mallery Challengers (PA)	52.0

880 yard medley Relay

Klub Keystone	1:49.8
Oceanhill Cheetahs (NY)	1:53.5
Mayor Hatcher YF (IN)	1:54.0
Mallery Challengers	1:56.9

INTERMEDIATE GIRLS (b. 59-60)

100 yard Dash

Rhonda Brady, MHat(11.0h)11.1	
-------------------------------	--

Leona Rainey, Mallery Ch	
--------------------------	--

STARTING LINE CALENDAR

SEPTEMBER

- 6 EARLY BIRD CROSS COUNTRY, Miamisburg, OH (Boys & Girls, 13-under & up) Mark Becker, 708 N 12th St, Miamisburg, OH 45342
 6 FORT WAYNE (IN) PAL CROSS COUNTRY (Girls & Boys, Bantam & up) Roberta Widmann, 613 East Till Rd, Fort Wayne, IN 46825
 6 ORANGE COUNTRY BLUE ANGELS CROSS COUNTRY, Santa Ana, CA (Boys, Bant & up) Joe Salcido, W Murphy, Santa Ana, CA 92705
 7 TRIPLE CITY RUNNER CLUB AGE GROUP RUNS, Endwell, NY (B & G, Track runs) Alan Jones, 3717 Wildwood Dr, Endwell, NY 13760
 13 ROUGE PARK CROSS COUNTRY, Detroit, MI (Boys & Girls, Bantam & up) Bettye Robinson, 18410 Sorrento, Detroit, MI 48235
 13 ARROW MIDWEST CROSS COUNTRY, Austintown, OH (B & G, Bantam & up) John Shanton, 4748 Fitzgerald Ave, Austintown, OH 44515
 13 WOODSIDE (CA) CROSS COUNTRY, Huddart Park (B & G, Bant & up) Tom Owens, 718 Alameda de la Pulgas, Redwood City, CA 94061
 20 WOLVERINE CROSS COUNTRY, Lincoln Park, MI (B & G, Bantam & up) Richard Dolgos, 2056 Regina, Lincoln Park, MI 48146
 20 SANTA CRUZ (CA) BEACH RUN (Boys & Girls) Gannon Myall, 3 So Circle Drive, Santa Cruz, CA 95060
 27 NEW YORK RRC CROSS COUNTRY, Morley Pk, Roslyn, Long Island (B & G, 5 & up) Ed Quinlan, 77 Lucille Ave, Elmont, NY
 27 ROSEVILLE (CA) CROSS COUNTRY (Boys & Girls, Bantam & up) Gil Duran, 1325 Susan Circle, Roseville, CA 95678
 27 SOUTH BAY STRIDERS CROSS COUNTRY, Harbor Pk, Wilmington, CA (G & B, Bant & up) Louie Corral, 1220 W 226th, Torrance, CA
 28 PENN/OHIO CROSS COUNTRY, Mt Lebanon, PA (B & G, 7-U & up) Barbara Trempus, RD #3, Box 402, Christy Rd, Eighty-Four, PA
 28 GOLDEN TRIANGLE CROSS COUNTRY, Ypsilanti, MI (B & G, Bantam & up) Bob Parks, E Michigan Univ, Ypsilanti, MI 41097

OCTOBER

- 4 KETTERING CROSS COUNTRY, Dayton, OH (Boys & Girls, Bantam & up) Steve Price, 1117 Pursell, Dayton, OH 45420
 4 VALLEY of the MOON CROSS COUNTRY, Santa Rosa, CA (B & G, Bant & up) Fred Kenyon, 1609 Mariner Dr, Sebastopol, CA 95472
 4 SAN JOSE (CA) CINDERGALS CROSS COUNTRY (Girls, Bantam & up) Estle Argabright, 18430 Baylor Ave, Saratoga, CA 95070
 4 BLUE ANGELS CROSS COUNTRY, Fountain Valley, CA (Girls, Bant & up) Don DeNoon, 5682 Riviera Dr, Huntington Beach, CA 92647
 4 ALL-COMERS CROSS COUNTRY, Hazard Pk, Los Angeles, CA (B & G, Bant & up) Bill Peck, 1140 N Alexandria, Los Angeles, CA
 11 MICHIGAN JUNIOR OLYMPIC CROSS COUNTRY, Detroit (B & G, Bant & up) Bettye Robinson, 18410 Sorrento, Detroit, MI 48235
 11 REEDLEY (CA) FIESTA ROAD RUNS (Boys & Girls, Elementary & up) Lloyd Geist, 1715 9th Street, Reedley, CA 93654
 11 ORINDA CROSS COUNTRY, Cowell Pk, Concord, CA (B & G, Bantam & up) Don Bailes, 133 Selborne Way, Moraga, CA 94556
 11 CHEETAH CROSS COUNTRY, Mt SAC, Walnut, CA (Girls, Bantam & up) Bill Peterson, 1840 Hawkbrook Drive, San Dimas, CA 91773
 11 ALL-COMERS CROSS COUNTRY, Reseda (CA) Park (B & G, Bant & up) Bill Peck, 1140 N Alexandria Ave, Los Angeles, CA
 12 GREATER PITTSBURGH (PA) RRC CROSS COUNTRY (G & B, 7-under & up) Audrey Wallace, 43 Wagner St, Carnegie, PA 15106
 12 ALBUQUERQUE (NM) OLYMPETTE CROSS COUNTRY (Girls, Bantam & up) Floyd Highfill, 1516 Hoffman NE, Albuquerque, NM 87110
 17 EASTERN GIRLS TRACK LEAGUE CROSS COUNTRY, Frederick, MD (Girls) Jack Griffin, 533 Grant Place, Frederick, MD
 18 SKEETER CROSS COUNTRY, Ramapo College, NJ (Girls, Bantam & up) Jock Brown, 23 Franklin Street, Ramsey, NJ 07446
 18 MICHIGAN STATE AAU CROSS COUNTRY, Midland (Boys & Girls, Bantam & up) Norm Skelly, Box 1185, Midland, MI 48640
 18 ALL-COMERS CROSS COUNTRY, Eagle Rock Pk, Los Angeles, CA (B & G, Bant & up) Bill Peck, 1140 N Alexandria, Los Angeles, CA
 19 EASTERN USITF CROSS COUNTRY, Pittsburgh, PA (B & G, 7-under & up) Jamie Newman, 920 Country Club Dr, Pittsburgh, PA 15228
 25 CHAMPION of CHAMPIONS CROSS COUNTRY, Northville, MI (Girls) Don Lager, 11940 Laing, Detroit, MI 48224
 25 MOUND CROSS COUNTRY, Miamisburg, OH (B & G, Bantam & up) Mark Becker, 708 North 12th Street, Miamisburg, OH 45342
 25 SALINAS (CA) CROSS COUNTRY (Boys & Girls, Bantam & up) Dick Casper, 122 Live Oak Way, Salinas, CA 93901
 25 RIALTO ROADRUNNERS CROSS COUNTRY, Blair Rd, San Bernardino, CA (B & G, Bant & up) Dave Japs, 835 Oakdale, Rialto, CA 92376

NOVEMBER

- 1 USTIFF X-COUNTRY CHAMP, U of Wis-Parkside, Kenosha, WI (Girls, 10-u & up) Vic Godfrey, Ath Ofc, UW-Parkside, Kenosha, WI
 1 MID-AMERICA X-COUNTRY CHAMP, U of Wis-Parkside, Kenosha, WI (Boys, 12-u & up) Vic Godfrey, UW-Parkside, Kenosha, WI 53140
 1 PACIFIC AAU X-COUNTRY CHAMP, Redwood City, CA (B & G, Bant & up) Nick Sakelarios, 11 Burbank Ave, Redwood City, CA 94063
 1 VENTURA (CA) CROSS COUNTRY (Girls, Bantam & up) John Corcoran, 127 Via Pasito, Ventura, CA 93003
 1 ALL-COMERS CROSS COUNTRY, Belvedere Pk, E Los Angeles, CA (B & G, Bant & up) Bill Peck, 1140 N Alexandria, L Angeles, CA
 2 J F KENNEDY MEM 3-MILE RUNS, Schenley Pk, Pittsburgh, PA (B & G, 13-U & up) John Harwick, 467 Beverly Rd, Pittsburgh, PA
 2 RRCA NATIONAL CROSS COUNTRY CHAMPIONSHIPS, Bronx, NY (B & G, 7-U to 16-17) Barry Geisler, 2676 Morris, Bronx, NY 10468
 8 REGION SIX JUNIOR OLYMPIC CROSS COUNTRY, Terre Haute, IN (B & G) Pete Jones, 2423 Tippecanoe, Terre Haute, IN 47807
 8 PACIFIC ASSN JUNIOR OLYMPIC CROSS COUNTRY, Salinas, CA (B & G) Dick Casper, 122 Live Oak Way, Salinas, CA 93901
 8 SO PACIFIC AAU X-COUNTRY CHAMP, Glen Helen Pk, San Bernardino, CA (Girls, Bant & up) Dave Japs, 835 Oakdale, Rialto, CA
 8 ALL-COMERS CROSS COUNTRY, Reseda (CA) Park (B & G, Bant & up) Bill Peck, 1140 N Alexandria Ave, Los Angeles, CA 90029
 15 REGION SIX AAU CROSS COUNTRY CHAMP, Midland, MI (Girls) Norm Skelly, Box 1185, Midland, MI 48640
 15 CALIFORNIA AAU X-COUNTRY CHAMP, Fountain Vly, CA (Girls, Bant & up) Don DeNoon, 5682 Riviera Dr, Huntington Beach, CA
 16 CALIFORNIA AAU CROSS COUNTRY CHAMP, Salinas, CA (Boys, Bant & up) Dick Casper, 122 Live Oak Way, Salinas, CA 93901
 29 NATIONAL AAU GIRLS CROSS COUNTRY CHAMP, San Mateo, CA (Bant & up) Ed Parker, 284 Turnstone Court, Foster City, CA 94404
 29-3 NATIONAL AAU CONVENTION, Braniff Hotel, New Orleans, LA
 30 NATIONAL AAU BOYS CROSS COUNTRY CHAMP, Annapolis, MD (Boys, 7-under & up) Gabe Mirkin, 11109 Rosement Dr, Rockville, MD

DECEMBER

- 13 NATIONAL JUNIOR OLYMPIC CROSS COUNTRY CHAMP, Houston, TX (B & G, 9-U to 16-17) Jerry Montgomery, PO Box 475, Alief, TX 77411

Notes: According to latest word received by Starting Line Boys AAU Age Groups for Cross Country are determined by age of the meet (Bantam = 9-under, etc.); Girls AAU Age Groups for Cross Country are determined by age on January 1 (Bantam = born in 1965 & later, etc.); Junior Olympic Boys & Girls Age Groups for Cross Country are determined by age on September 1, 1975 (Bantam = 9-under on 9/1/75); Most of the All-Comers listed in Calendar are determined by age on January 1 (Bantam = born 1965 & later, etc.); RRCA Boys & Girls follow AAU Boys System.

NEXT ISSUE:

- SPECIAL STATISTICAL ISSUE
YEAR END BEST PERFORMANCE LISTS
FOR BOYS AND GIRLS...
- NATIONAL JUNIOR OLYMPICS
ALL THE RESULTS AND HIGHLIGHTS...
- RUN DOWN OF THE REGIONAL NEWS
ACROSS THE COUNTRY...

A GREAT ISSUE

STARTING LINE
P.O. Box 878
Reseda, Calif 91335

Address Change Requested

RICHARD EDE 42-1
627 N. INDIAN HILL
CLAREMONT, CA 91711

KNOW WHAT'S GOING ON... READ ALL ABOUT IT IN *STARTING LINE* T.M.



- ☐ RESULTS OF MEETS
- ☐ STATISTICAL LISTS & RANKINGS
- ☐ CALENDAR OF EVENTS
- ☐ TRAINING TECHNIQUES
- ☐ HUMAN INTEREST AND FEATURE ARTICLES

SOME HIGHLIGHTS OF 1975 ISSUES

SEPTEMBER/OCTOBER

- * Year-end best performance lists for Boys and Girls
- * National Junior Olympics results and highlights
- * All the Regional News


NOVEMBER/DECEMBER

- * RRCA Cross Country Nationals
- * AAU Boys & Girls Championships
- * 1975 Boys divisional Rankings

JANUARY/FEBRUARY 1976

- * Year-end Junior Girls Review
- * J.O. Cross Country Champs
- * Indoor season highlights

PLUS REGULAR FEATURES, REGIONAL RESULTS, HIGHLIGHTS AND PHOTOS



The Track & Field Annual for
Junior Age Group Athletes

SUBSCRIBE TODAY

READ ALL THE NEWS OF YOUR
FAVORITE SPORT
SIX GREAT ISSUES A YEAR

ONLY \$5.00 FOR ONE YEAR \$9.00 FOR TWO YEARS AND \$12.00 FOR THREE

NAME _____

☐ ONE YEAR

ADDRESS _____

☐ TWO YEARS

CITY _____

☐ THREE YEARS

STATE _____ ZIP _____

☐ 1975 S.L.
ANNUAL HANDBOOK

MAIL CHECK OR MONEY ORDER TO:

STARTING LINE

P.O. BOX 878, RESEDA, CALIFORNIA 91335

STARTING LINE HANDBOOK



\$2⁹⁵

100 PAGES/ILLUSTRATED

- in depth 1974 AGE LISTS
- ALL TIME AGE LISTS
from Age 8 & Under thru Age 17
- UPDATED DIRECTORY OF CLUBS
- LISTING OF ALL J.O. &
AAU ASSOCIATIONS
- AGE GROUP RULES & EVENTS
- PAGES OF PHOTOS