

NOVEMBER / DECEMBER 1992

CALIFORNIA

Track News

93/09
Halt Lange
4920 Oak Leaf Avenue
Carmichael, CA 95608

BULK RATE
U.S. POSTAGE
PAID
Fresno, CA 93706
Permit No. 629


Track & Field ■ Cross Country

Nineteenth Year

\$2.25

KINNEY[®]

CROSS COUNTRY CHAMPIONSHIPS



The country's first national championships in high school sports. More than 100 state champions will join 5,000 boys and girls from every corner of the United States to compete in four regional qualifying meets. The sixty-four winners will go on to the national championships in San Diego on December 12. But *just* two elite runners will return home as national champions. All high school cross country runners are eligible to compete. The distance for all events is 5,000 meters.

WEST REGIONAL

Woodward Park, Fresno, CA
December 5, 1992

FOR INFORMATION CONTACT:

Bill Cockerham, Coordinator
4957 East Heaton
Fresno, CA 93727
(209) 456-0535

Please send me a KCCC Entry Form.

NAME _____

ADDRESS _____

CITY _____

STATE _____

ZIP _____

Mail to: Kinney West, 4957 E. Heaton, Fresno, CA 93727

ATHLETIC X-PRESS[®]

foot Locker.

CHAMPS
Sports

KINNEY SHOES[®]

Lady foot Locker.

CALIFORNIA Track News

Bill Cockerham
Editor & Publisher

Judy Cockerham
Production/Advertising Manager

Elaine Fraley
Production Assistant

Keith Conning
High School Editor

Doug Speck
Southern California
High School Editor

Dennis McClanahan
California Coaches Alliance

Bob Womack
High School All-Time Lists

Bill Minarik
SoCal Diary

Jim Hunt
Technique & Training

PHOTOGRAPHERS: Keith Conning, Burt Davis, Phillip Enbody, Rich Gardner, Don Gosney, Ken Isaak, Kirby Lee, Bill Leung Jr., Dan McNamara and Doug Speck.

California Track News is published 11 times per year -- one issue per month, except December which is combined with November. Each issue is mailed about the first of the month.

California Track News has an average circulation of 2,000 copies, consisting of paid subscriptions, store sales, and promotional copies.

California Track News is mailed third class bulk rate and is not forwardable. When you move, please let us know at least 4 weeks in advance.

MAILING RATES: 1 year (11 issues) -- \$20.00, 2 years (22 issues) -- \$35.00, 3 years (33 issues) -- \$46.00. Add \$10 per year for U.S. First Class; \$12 per year for Canada and Mexico; \$22 per year for foreign airmail.

ADVERTISERS: Closing date the first of the month previous to cover date. Send for current rate card. Special discounted rates for meet / race / clinic ads.

4957 E. Heaton Avenue
Fresno, CA 93727
(209) 255-4904 Office & FAX

TABLE OF CONTENTS

NOVEMBER / DECEMBER 1992

Schedule.....	4	Rating the State's Prep Track & Field Teams.....	21
"Olympics '96" Part II By Bob Womack	6	SoCal Results.....	24
		NorCal Results.....	30
Prep Notes.....	8	Results.....	36
Notes from the Coaches Alliance.....	17	Subscription Form.....	37
Southern Section Organization.....	20		

FROM THE EDITOR

Seeing is Believing


How can one adequately describe the Mount San Antonio Invitational high school cross country meet? You could say it's like hundreds of armies of ants streaming over the terrain in orderly fashion, followed by a chaotic swarm of bees. The ants are the runners, thousands of them, and the bees are the spectators, thousands of them. It is quite a site to behold.

Upon arriving at the Mt. SAC campus the first impression to hit you is of hundreds of school buses, all in one place, all carrying high school cross country teams to the same site. In what other sport do thousands of kids all come together to participate center stage?

The next impression is that of waiting in line to buy a ticket to watch a high school cross country meet. How many times do you see people lined up to buy a ticket to watch cross country? It was impressive -- all the organization, all the participants and all of the spectators. You would have to see it to believe it. But, don't take my word for it. Next October make the trip to Walnut and check it out for yourself. Watch out for the buses and leave early so you can beat the long lines. In the meantime, you can read all about this monstrous harrier event right here in *California Track News*.

Speaking of *California Track News*, can you believe there are over 25 pages of high

school cross country and track in this issue? This is some good stuff that I doubt you could find anywhere else. Thanks to the work of Doug Speck and Keith Conning you can fill-up on prep track and cross country right here. Once again, don't take my word for it; get on your mark, get set, dig in . . .



ON THE COVER: Girl's Individual Sweepstakes race at Mt. SAC Invitational -- **GRACE DURNELL**, Merced High School (left) and **CHRISTINA BLACKMER**, Upland High School. Durnell won the race in 18:20. Story & results for Mt. SAC begin on page 28.

Photo by Phillip L. Enbody

SCHEDULE

Please send cross country and track information to CTN, 4957 E. Heaton Ave., Fresno, CA 93727.

The schedule is subject to change, so please verify dates, locations, times, etc., prior travelling to an event. It is a good idea to always include a self-addressed, stamped envelope when requesting information or entry forms.

Camps / Clinics

1993

January 15-16

~Palo Alto. West Coast Track and Field Clinic. Rickey's Hyatt House. Brooks Johnson (805) 756-2923.

January 16 (Sat.)

~Fresno. San Joaquin Coach of the Year Clinic. Fresno State University. Contact Bob Fraley (209) 278-4098.

January 23 (Sat.)

~San Diego. TAC/Coaches Alliance Clinic. Mt. Carmel High School. Contact Dennis McClanahan (619) 484-1180.

February 6

~Union City. Northern California Olympic Developmental Track & Field Clinic. At James Logan High School. A learn-by-doing clinic. 9 a.m. - 3:30 p.m. Contact Lee Webb (510) 471-2520 ext 4113 (days) or (510) 505-9557 (eves.).

High School

Cross Country

November 15 (Sun.)

~Santa Rosa. Association Championships/ Jr. Olympic & Youth Athletics X-C Meet. Doug Courtemarche (707) 528-0627 or Bob Shor (707) 538-0708.

November 22 (Sun.)

~Regional Championships / Jr. Olympic & Youth Athletics X-C Meet. Fresno. Carol Fairley, Clovis Express (209) 298-4258.

November 28 (Sat.)

~Fresno. CIF/Reebok State Meet. Woodward Park. Contact Steve Kelley at Fresno High School.

~Kenosha, WI. TAC National X-C Championships. Junior & Senior men and women. Univ. of Wisconsin-Parkside. Wayne Dannehl (414) 595-2245.

December 5 (Sat.)

~Fresno, CA: Kinney West Regional. Woodward Park. Qualifier for Kinney Cross Country Championships to be held December 12. 5000 meters. Contact Bill Cockerham, 4957 E. Heaton Ave., Fresno, CA 93727 (209) 456-0535.

December 11-13 (Fri.-Sun..)

~Mobile, AL: TAC/USA Junior Olympic Cross Country Championships. Spring Hill Golf Course. 1-800-CCRUN92. FAX (205) 478-5072.

December 12 (Sat.)

~San Diego, CA: Kinney Cross Country Championships. Morley Field at Balboa Park.

Track & Field

1993

January 9 (Sat.)

~Cal All-Comers T&F Meet. Edwards Field, Cal Berkeley. 11 a.m. Youth, High School, Open, Masters--Men & Women. Entry \$2. per person. Info: (510) 642-3158, 642-1649 or 642-3867.

January 16 (Sat.)

~Cal All-Comers T&F Meet. See information January 9.

January 23 (Sat.)

~Cal All-Comers T&F Meet. See information January 9.

January 30 (Sat.)

~Cal All-Comers T&F Meet. See information January 9.

February 6 (Sat.)

~Cal All-Comers T&F Meet. See information January 9.

February 13 (Sat.)

~Cal All-Comers T&F Meet. See information January 9.

February 20 (Sat.)

~Los Angeles. Sunkist Invitational Indoor Track Meet. 1 p.m. Los Angeles Sports Arena. Tickets at the Sports Arena (213) 741-2164. Tickets through Ticketmaster or (213) 480-3232.

February 20 (Sat.)

~Cal All-Comers T&F Meet. See information January 9.

February 27 (Sat.)

~Cal All-Comers T&F Meet. See information January 9.

March 6

~Hanford. Hanford Invitational.

~Tulare. Mustang Relays at Tulare Western.

March 13

~Bakersfield. East Bakersfield Relays.

~Visalia. Pioneer Relays at Mt. Whitney.

March 19

~North Yosemite League Relays.

March 20

~Visalia. Golden West Relays at Golden West.

~Selma. Selma Relays.

~Taft. Taft Relays.

March 26

~Coalinga. George Olsen Invitational.

March 27

~Corcoran. Corcoran Relays.

~Delano. Delano Kiwanis Relays.

~Oakhurst. Yosemite Relays at Yosemite High.

April 2 & 3

~Fresno. Fresno Relays.

April 3

~Wasco. Wasco Relays.

April 6

~Hanford. San Joaquin Valley Relays.

April 7

~Visalia. Sunkist Invitational High School Track Meet. Sunkist Stadium. CIF sanctioned. Contact Al Franken (310) 278-2030 or FAX (310) 278-8402.

April 16

~Lemoore. Lemoore Kiwanis Meet.

April 17

~Chowchilla. Chowchilla Invitational.

~McFarland. McFarland Invitational.

~Tulare. Tulare Elks Meet at Tulare Union.

April 23

~Sanger. Sanger Metric Classic.

~Porterville. Tulare County Championships.

April 24

~Bakersfield. Kern Relays.

April 30

~Fresno. Fresno City Championships.

~Visalia. Redwood Invitational.

May 1

~Reedley. Reedley Invitational.

SCHEDULE

May 20

~Sanger, CIF Central Section Championships.

June 4 & 5

~CIF/Reebok California State Track & Field Championships. Cerritos College.

College & Open

Cross Country

November 13 (Fri.)

~Fresno: CVC Championships, 3:00 p.m.

November 21 (Sat.)

~Fresno: J.C. State Championships, 10:00 a.m.

~Kenosha, WI. NAIA National Championships, 11 a.m.

November 23 (Mon.)

~Indiana Univ., Bloomington, In.: NCAA I Cross Country Championships. Sam Bell, Track Coach, Indiana Univ., Assembly Hall, Bloomington, IN 47405. (812) 855-8583.

November 28 (Sat.)

~Kenosha, WI: U.S. Cross Country Championships. Pat Pretty, P.O. Box 213, Hazelgreen, WI. 53811. (607) 854-2883.

Track & Field

Dec 12-13 (Sat-Sun)

~Long Beach: VISA Long Beach State Winter Decathlon.

1993

January 9 (Sat.)

~Cal All-Comers T&F Meet. Edwards Stadium, Cal Berkeley. Youth, high school, open, masters--men & women. 11 a.m. \$2.00 per person. Info: (510) 642-3158, 642-1649 or 642-3867.

January 16 (Sat.)

~Cal All-Comers T&F Meet. See information January 9.

January 23 (Sat.)

~Cal All-Comers T&F Meet. See information January 9.

~Mt. SAC All-Comers.

January 30 (Sat.)

~Cal All-Comers T&F Meet. See information January 9.

January 30 (Sat.)

~Mt. SAC All-Comers

February 6 (Sat.)

~Cal All-Comers T&F Meet. See information January 9.

~McDonald's Cougar Classic. Azusa Pacific University.

~Bakersfield. CSUF/Pepperidge Farms Track & Field Invitational. California State Univ. Bakersfield.

SAN JOAQUIN VALLEY COACH OF THE YEAR CLINIC

January 16, 1993 ▲ Fresno State University

Speakers:

Craig Johnson, Taft College

Bob Covey, Bakersfield College

Tom Lionvale, Porterville College

Dave Bronzan, College of the Sequoias

Ken Dose, Fresno City College

Gary Bluth, Fresno City College

Dan McNamara, Fresno Pacific College

Gwen Loud, Keiser Track Club

Maxie Parks, 1976 Olympian

Kevin Shaw, Atwater High School

INFORMATION: (209) 278-4098

The Clinic will feature both lecture and learn-by-doing sessions -- plus TAC Officials Certification.

February 13 (Sat.)

~Cal All-Comers T&F Meet. See information January 9.

February 20 (Sat.)

~Cal All-Comers T&F Meet. See information January 9.

~Los Angeles. 34th Annual Sunkist Invitational Indoor Track Meet. Los Angeles Sports Arena. 6 p.m. (High school events begin at 1 p.m.). Tickets at Sports Arena (213) 741-2164. Ticketmaster locations or call (213) 480-3232.

February 27 (Sat.)

~Cal All-Comers T&F Meet. See information January 9.

March 6-7 (Fri-Sat.)

~Kansas City, MO. NAIA Indoor Championships.

March 20 (Sat.)

~Santa Barbara. Easter Relays.

March 27 (Sat.)

~Northridge. Cal State Northridge Invitational.

April 3 (Sat.)

~Santa Barbara. GSAC Championships. 1 p.m.

April 15-16 (Thu-Fri)

~Walnut. Mt. SAC & California Invitational Decathlon/Heptathlon. 8 a.m.

April 15-18 (Thu-Sun)

~Walnut. Mt. SAC Relays.

April 24 (Sat.)

~Azusa. Meet of Champions. Azusa Pacific University. Noon.

May 1 (Sat.)

~San Diego. UC San Diego Invitational. 11 a.m.

May 7-8 (Fri-Sat.)

~NAIA District III Championships. Noon.

May 15 (Sat.)

~Pomona. Pomona Last Chance Meet. 11 a.m.

May 20-22 (Thu-Sat)

~Abbotsford, B.C., Canada. NAIA Outdoor Championships.

August 13-22

~Stuttgart, Germany. IAAF World Championships.

Masters

Track & Field

1993

January 9 (Sat.)

~Cal All-Comers T&F Meet. Edwards Stadium, Cal Berkeley. Youth, high school, open, masters--men & women. 11 a.m. \$2.00 per person. Info: (510) 642-3158, 642-1649 or 642-3867.

January 16 (Sat.)

~Cal All-Comers T&F Meet. See information January 9.

January 23 (Sat.)

~Cal All-Comers T&F Meet. See information January 9.

January 30 (Sat.)

~Cal All-Comers T&F Meet. See information January 9.

February 6 (Sat.)

~Cal All-Comers T&F Meet. See information January 9.

February 13 (Sat.)

~Cal All-Comers T&F Meet. See information January 9.

February 20 (Sat.)

~Cal All-Comers T&F Meet. See information January 9.

February 27 (Sat.)

~Cal All-Comers T&F Meet. See information January 9.

Olympics '96

(Part 2)

By Bob Womack

(Second in a series on 1996 U.S. Olympic Track and Field prospects).

800 Meters -- Barcelona represented a last hurrah for Johnny Gray, his bronze medal an appropriate climax to a distinguished career. His two teammates, Mark Everett and Jose Parrilla, figure to be around for a while, though. Everett's pace judgment doesn't seem to be getting any better, but his kick is still enough to handle American competition. Parrilla is, quite simply, America's future in this event; his pace judgment isn't all that great, either, but continued exposure to international competition should help.

George Kersh has been fourth in the last two Olympic Trials; he was only .03 seconds out of the money at New Orleans so at least he's getting closer. The other people who've been filling the finals at TAC and the Olympic Trials--people like Ocky Clark, Stanley Redwine, Tracy Baskin, and Jack Armour--aren't getting any better. Or younger.

Of the new crop of phenoms, two Florida runners, Scott Peters and Steve Adderley, should be considered as should this year's California prep stars, Mike Katri and Milton Hughes. Hughes, who has run a 47.06 400, is an especial threat.

U.S. Olympic Team Prediction: Parrilla; Everett; Hughes.

1500 -- As at 800, America's top man is heading off into the sunset although unlike Gray, Jim Spivey didn't get the consolation of a medal at Barcelona. (After apparently getting the message in the Trials and running from the front all the way, Spivey went to sleep again in the Games and wound up eighth behind Fermin Cacho's 51-second last lap.)

Allergy to setting the pace is an American tradition in this event, though. Only Jim Ryun of recent memory has had the confidence to

go out and burn off his rivals. Our other two 1992 Olympians, Terrance Herrington and Steve Holman, have shown a distinct preference for lying back and kicking.

Herrington demonstrated conclusively this year that he can kick with any Americans but not with the best Europeans and Africans. Holman may have an even better lick and seems to be more willing to experiment with pace-setting; a steady diet of international competition should help here, too.

Of other New Orleans finalists, Steve Scott is at long last over the hill. Joe Falcon, who runs great times, always manages to



MILTON HUGHES

Photo by Bill Cockerham

have something happen to him in the big ones. And Jeff Atkinson, who was on the 1988 team, can't kick off a pace even as fast

as Spivey's in the Trials and should be considering a move to the 5000.

None of the younger Trials finalists are near the international level. This is a group which includes people like Greg Whiteley, an Irvine Woodbridge product, ex-UCLA Bruin Christian Cushing-Murray, Dan Maas, Mark Dailey, and Len Sitko. All have some chance for the team, Dailey, a national class two-lapper, and the steadily-improving Cushing-Murray out of Joe Douglas's Santa Monica TC stable, the best. (Whiteley is another runner who might be better off at 5K or even the steeplechase.)

Among still younger runners are Cal's Richie Boulet, the current junior champion; Jason Pyrah, just getting his running legs back after a church mission; and Louie Quintana of Arroyo Grande HS and Villanova, still another runner who should probably be looking at longer distances. A real long shot: Coley Candaele, the former Carpinteria phenom who has surfaced at Cal Poly (SLO) to train with Brooks Johnson, the coach who brought Jeff Atkinson and Patti Sue Plumer from walk-on status to the U.S. Olympic team.

U.S. Olympic Team Prediction: Holman, Dailey, Herrington.

Long Distances -- Once again, in the steeplechase, America's No. 1 man was probably making his Olympic farewell at Barcelona--in this case, Brian Diemer, who like Gray and Spivey, ran in the Los Angeles Games in 1984.

The U.S. does have young talent here, though. Kevin Croghan was a mild disappointment in 1992 after his 8:10.69 the year before but should be a contender for at least the next TWO Olympic teams. Danny Lopez and Tom Nohilly had massive improvements to finish third and fourth at New Orleans (Nohilly improved his PR 11-plus seconds in the Trials!).

Most of the other Trials finalists have been around for a while: Dan Nelson, Karl Van Calcar, Matt McGuirk, Dan Reese, Brian Abshire, Mark Coogan, Jim Cooper--and can't be expected to do better than 8:20, which not

continued next page...

only isn't good enough at the world level but isn't good enough at the national level any more, either.

One of the problems in all the longer distances is that American colleges have gone more and more to foreign distance runners, which makes the NCAA a stronger meet but doesn't do much for our Olympic teams. Also, high school distance performances have deteriorated over the years -- of the top 25 all-time national high school two-mile/3200 times, only five date from as recently as 1980. The most recent entry in the top 25 is 1986 (Eric Mastalir of Carmichael Jesuit) and in the top 10, 1983 (Eric Reynolds of Camarillo). In this year's junior meet, Nathan Kennedy and Steve Guerrini, two decent prospects, finished 1-2 in 9:12.23 and 9:19.74, respectively. At the world juniors, Kennedy improved nearly 20 seconds--and got smoked in the heats.

The picture's similar at 5000. A couple of great prospects and not a lot of depth. John Troutman and Bob Kennedy should carry the U.S. banner in the distances for the decade of the '90's; both need (desperately) the hardening only running, and a lot of it, at the Grand Prix level can bring but they have the basic speed to be medal contenders at Atlanta.

Behind them? Well, John Gregorek, who has been around the block more than a few times, was third at New Orleans--and couldn't get a qualifying time for Barcelona. Steve Plasencia, who is 35, was next in line but got on the 10K team through the back door, too, and elected to run the longer distance. (If Steve Plasencia can make both the 5K and 10K team in 1996, we are in a whole lot of trouble because this will mean we have developed zilch talent in four years.) Reuben Reina wound up as our third man in the Games; he may have enough speed to run 10,000 at a world-class level but not 5000.

What else? Matt Giusto and Mark Davis have a lot in common -- both prepped in California, both won national high school titles in cross-country, both won NCAA titles at 5000 for the University of Arizona, and both may have run the wrong races in the 1992 Trials. Giusto certainly did; he had a real chance to make the team at 5K but tried the 1500 instead. Davis took a shot at the steeple and was running with the leaders when his lack of hurdling experience told (although he was NCAA champ this year, you can count his barrier racing experience on the fingers of your

hands) and he fell in his semi. (Actually, given the fact that he has better basic speed than any of the people we mentioned in the steeple, Davis might be well advised to invest some time in hurdling practice.)

Other possibilities are runners not quite fast enough for the 1500 moving up, people like Greg Whiteley and Louie Quintana. A long shot is this year's California prep champion, Angel Martinez (now at Mt. SAC), but his day is more likely to come in 2000 than 1996.

At 10,000, Todd Williams is America's present and future. Like Kennedy and Troutman, he'll be around into the next century. And while he may not have enough speed to move down to 5K, I would expect to see him take a shot at the marathon in 2000, if not 1996.

Ken Martin, Aaron Ramirez, and Steve Plasencia were the next finishers at New Orleans with Plasencia moving onto the team when Martin couldn't come up with a qualifier. Martin is basically a marathoner, and he as well as Plasencia and Ramirez should probably be looking at that event for '96. The rest of the Trials field was the usual crowd of suspects

who have been running in the low 28's for the last decade.

We've got one bright young prospect in the marathon, too--Bob Kempainen, who has run a grand total of three: A Trials qualifier, the Trials, and the Olympics. You will hear more from him.

Steve Spence and Ed Eyestone, who like Kempainen ran creditably but not sensationally at Barcelona, have been around for a while. For that matter, most of America's top marathoners are in that same 30-something bracket--people like Keith Brantley, Bill Reifsnnyder, Chris Fox, Danny Gonzalez, Mark Conover. A little younger is Steve Taylor, who was sixth in the Trials and has good enough track speed to be a former TAC 10K champ. As always, the 1996 Olympic Trials will be a lottery; it'll be interesting to watch, particularly to see who moves up from track distances to take a shot.

U.S. Olympic Team Predictions:

Steeplechase--Croghan, Davis, Lopez.

5000--Kennedy, Troutman, Quintana.

10,000--Williams, Reina, Kennedy.

Marathon--Kempainen, Taylor, Ramirez.

NCAA Division II Men's Cross Country Ranking

(FINAL)

Compiled by Chris Rinne,
University of California, Riverside

1	Adams State (CO)	[1]	14	Shippensburg, PA	
2	Western State (CO)	[2]	15	Univ. of North Dakota	
3	Edinboro (PA)	[5]	16	CALIFORNIA-DAVIS	[19]
4	CAL POLY SAN LUIS OBISPO	[3]	17	Bloomburg, PA	[17]
5	Nebraska-Kearney	[4]	18	Troy State, AL	
6	Mankato State (MN)	[6]	19	Southern Illinois, Edwardsville	
7	Northeast Missouri	[12]	20	North Dakota State	[25]
8	Massachusetts-Lowell	[8]	21	Slippery Rock, PA	[14]
9	HUMBOLDT STATE (CA)	[9]	22	Southern Connecticut	
10	Keene State, NH	[7]	23	Fort Hays, KS	
11	South Dakota State	[11]	24	Abilene Christian (TX)	[24]
12	CAL POLY POMONA	[13]	25	Portland State, OR	
13	Lewis, IL	[10]		[rank previous week]	



PREP NOTES

By KEITH CONNING

■ Northern California High School Results, Stories, and Photographs Wanted

Please send Northern California high school track and cross country results, stories, and photographs to Keith Conning, 2235 Browning Street, Berkeley, CA 94702. On your meet results please give the name of the meet, the site, the date, and the distance. On stories include the name and date of the newspaper. On your photographs put the name of the athlete, the school, and the photographer's name.

INTERNATIONAL TRACK

■ Ed Lasquette (Philippines/Mt. Pleasant, San Jose 1990)

Barcelona, Spain, August 5--Ed Lasquette (Philippines/Mt. Pleasant, San Jose 1990), the 1990 State Meet pole vault champion at 15-10, cleared 16-4 3/4 (5.0 meters) at the Olympic Games. He did not qualify for the finals. You had to clear 18-2 1/2 (5.55 meters), in order to qualify for the finals!

Lasquette makes 26 former California preps who competed in the 1992 Olympic Games. The September issue of *California Track News* listed the other 25.

Lasquette placed seventh at the 1990 Golden West Invitational in Sacramento at 15-0. He was ninth at the 1990 International Prep meet in Elmhurst, Illinois at 15-3. He placed eighth in the 1990 Junior TAC in Fresno at 15-7.

I met Lasquette's high school coach Steve Nelson at the Artichoke Invitational on October 3. Nelson told me about Lasquette's Olympic performance.

■ 4th World Junior Championships

Seoul, South Korea, September 17--Ato Boldon (Trinidad and Tobago/Piedmont Hills High School, San Jose 1991), who placed third in the 1991 CIF State Meet 200 meters in 21.17, won the 100 meters in 10.36. Boldon ran the 100 meters in 10.54 as a high school

senior. He placed third in the 1991 Golden West Invitational 100 meters in 10.58.

Theodore McCall (United States) placed third in 10.49. Tony McCall (FL), a high school junior, ran 10.47 in 1992 (*Track & Field News* High School List, September 1992). Roosevelt McCall (Forest High School, Ocala, Florida) ran the 100 meters in 10.57 as a sophomore in 1991 (High School Track 1992).

Are Theodore, Tony, and Roosevelt the same person?

Boldon placed fourth in round one heat three of the Olympic Games in 10.77 on July 31, 1992. He did not qualify to advance to the quarter finals.

Boldon (San Jose City College) won the Northern California Community College Championship in 10.22 on May 11, 1992. He placed second in 10.50 at the Community College State Championships on May 16, 1992.

Marion Jones (Thousand Oaks High School 1993), the 1990-92 State Meet champion in the 100 meters, placed fifth in 11.58. Nicole Michell (Jamaica) won in 11.30.

■ World Junior Championships

Seoul, Korea, September 20--Ato Boldon of Trinidad and Tobago, a law student at San Jose City College, won the men's 200-meter dash in 20.63 and Ethiopia's Halle Gsilase won the men's 5,000 meters in 13:36.06, becoming the first double gold medalists at the World Junior Track and Field Championships.

Boldon (Piedmont Hills High School, San Jose 1991) placed third in the 1991 State Meet 200 meters in 21.17. He placed fourth in the 1991 Golden West Invitational 200 meters in 21.47.

■ Toto International

Tokyo, Japan, September 20--In the 200-meter dash, Olympic gold medalist Mike Marsh (Hawthorne High School 1985), the 1985 State Meet champion in 20.83, glided to victory in 20.59.

The Santa Monica Track Club sprinters--Carl Lewis, Leroy Burrell, Mike Marsh and Flord Heard--teamed for a meet record of 39.18 in the 400-meter relay.

Mike Powell (Edgewood High School, West

Covina 1981), second in the 1981 State Meet high jump at 7-0 and the world record-holder in the long jump, won with a final leap of 27-5 1/4, far short of the record of 29-4 1/2 he set at last year's World Championships.

Steve Lewis (American High School, Fremont 1987), the 1986 and 1987 State Meet 400 meter champion, won in 45.22.

Johnny Gray (Crenshaw High School, Los Angeles 1978) won the 800 meters in 1:48.13.

Sheila Hudson (Rio Linda High School 1985), the 1985 State Meet triple jump champion at 41-10w, won at 42-0 3/4.

MISCELLANEOUS

■ Harry Marra (San Francisco State) Resigns

San Francisco, September 24--San Francisco State coach Harry Marra has resigned, effective at the end of the fall semester. Marra, also a coach with the USA/VISA decathlon team, said: "I had a goal to develop S.F. State's track and field program to a level of respectability. I believe we have accomplished, if not exceeded that goal."

■ Chicago high schools may lose sports

Chicago, Illinois, September 30--The city's 75 high school principals voted unanimously yesterday to eliminate all high school sports for winter and spring if no money can be found to make up for \$1.5 million in budget cuts. Barring a last-minute financial rescue, high school athletic events for the two seasons would be canceled beginning Nov. 1, they said.

Principals said they were forced to make the decision after the Chicago Board of Education in August cut 43 percent of their extra-curricular budgets.

Non-athletic extracurricular activities--such as chess, National Honor Society and band--are scheduled to be eliminated after Jan. 29 in the nation's third-largest school district.

(Prep Editor: The preceding story appeared in the *Oakland Tribune* on September 30.)

PREP NOTES

■ Prep sports participation on upswing

Associated Press

Kansas City, Mo., October 9--High school sports participation during the last school year reached the highest level since 1978-79, according to a survey.

The National Federation of State High School Associations has compiled the survey every year since 1971, based on reports from its 51 member organizations.

It said the latest survey found 5,370,654 sports participants, an increase of 71,983 from the previous year. The total is the highest since the 5,563,912 reported for the 1978-79 school year. The all-time high was 6,450,482 in 1977-78.

Football remains, by far, the most popular sport, although the number of participants has declined for several years. There were 912,845 participants during the last school year, a decline of 28,578.

Texas led all states in high school sports participation with 479,750.

■ Napoleon Kaufman (Lompoc 1990)

Seattle, Washington, October 10--Napoleon Kaufman's 208 yards rushing against California was the second-best total by a Huskies rushing back. The record belongs to Hugh McElhenney, who ran for 296 yards against Washington State in 1950.

Kaufman won the 1990 State Meet 100 in 10.57 and the 200 in 21.15.

Hugh McElhenney (Washington, Los Angeles) won the 1947 State Meet 120 yard high hurdles in 14.5, the 180 yard low hurdles in 19.3, and the broad jump with a leap of 22-10 1/2. McElhenney became only the third performer in the State Meet's history to win three events in one Meet, duplicating the efforts of Harry Lamport (Manual Arts, Los Angeles 1916) and Frank Wykoff (Glendale 1927). McElhenney went on to star for the San Francisco 49ers.

Source: THE CALIFORNIA STATE TRACK MEET, Donn B. Kirk and David M. Cooper.

■ Marin County Athletic League Statement about Track and Field

from Bill Taylor (Drake, San Anselmo)

Some questions for the principals and athletic directors--

How does one define the value of sport?

Is crowd intensity and identification the goal?

Is the commercial television world the standard?

Is the NCAA schedule the proper pace?

When does a campus have too many sports?

Which sports teach, educate in the most positive ways? Should the campus reflect academic ideals, athletic honors, or accentuate the mind and body?

How did the ancient Greeks answer some of these questions?

Here is what we value about track and field--

Track and field offers the young people a variety of events where they can compete and come to know themselves better through sport (there is normally no "bench time").

The young go to the starting line alone. There is 100% risk. The watch and the tape tell of history, introduce relativity (weather, condition of the track, altitude, etc.). Track and field offers standards that can encourage athletic truth.

The historic sport has continued because it is natural, basic to the human. There is a beauty to running, jumping and throwing that brings art and competition together. Track and field is usually a pastoral event.

Track and field has balance (both individual and team oriented). From a team standpoint, the goal is for the individual to score well in the separate events. The team score combines the individual efforts. Therefore, one is challenged to compete for themselves, but to also cooperate with team objectives.

Please consider the above as our attempt to think with you about the value of sport. We will appreciate it if you will take this into consideration when you make decisions effecting track and field.

(The statement about track and field was developed at the request of the MCAL coaches by a special committee that met this past summer.)

CROSS COUNTRY

■ How do you break ties in cross country?

National Federation Cross Country Rules Book

Rule 9 Cross Country Section 2 Scoring

Art. 4 ... Ties in team scoring shall be resolved by comparing the sixth place finishers from the tying teams. The team with the best

sixth place finisher shall prevail. If one team does not have a sixth place finisher, the team with the sixth place finisher shall prevail.

Art. 5 ... If only five competitors of tying teams finish, the tie shall be resolved by totaling the scores of the first four finishers.

For example, at the Ram Invitational on September 26, Castro Valley and Fremont boys' varsity teams each had 126 points. Both teams had five competitors finish. The total score of the first four finishers was 74 for Castro Valley and 85 for Fremont. Thus, Castro Valley is the winner.

Another example, at the Stanford Invitational on October 3, three teams in the girls' Division I were tied with 334 points. Beyer had a sixth runner, so they are placed ahead of the five girl squads from Turlock and Antioch. Turlock edges Antioch by one point, when you total the scores of their first four finishers.

■ With Brandy sisters leading way, Ashland swallows Taco Bell prize

Yreka, September 12--The Ashland sister tandem of Sarah and Katie Brandy finished second and third, respectively, to lead the Grizzlies to the girls team race victory in the Taco Bell Cross Country Invitational in Yreka Saturday.

Sarah finished behind Pleasant Valley's Amy Hallbauer, whose 15:25 time in the 4,000 meter race was the third best ever on the Yreka course. Sarah's second place finish of 15:27 was the fourth best ever.

"I am very happy. (The team) looks really, really great," said Ashland Coach Elaine Delsman. "The girls are working really hard and it showed today."

On the boys side, Ashland made it a clean sweep of the invitational by winning the team race and defending its title. The Grizzlies had only one runner finish in the top ten, but used its depth to capture the victory.

South Medford's Josh Wallace won the individual competition with a time of 16:21 in the three-mile event. Wallace pulled away from the pack in the last mile for the nine second win. Eron Osterhaus was Ashland's only top ten finisher, placing ninth with a time of 16:58.

(Prep Editor: Jim Eckman, the Yreka coach, sent me the preceding newspaper article. Yreka is located near the Oregon border, thus there were a lot of teams coming down from Oregon to compete. We may see some of these Oregon runners in the Kinney West-

continued next page...

PREP NOTES

ern Regional at Fresno in December. Eckman wrote that the 2.5 mile course for girls was a compromise with Oregon. In Oregon girls normally run 3,000 meters. He added that these were very fast times for early in the year.)

■ 8th Annual Ed Sias Invitational

Hidden Valley Park, Martinez, September 16--This early season invitational is administered by coach Steve Nesheim of College Park High School in Pleasant Hill. There were 495 runners this year.

San Ramon Valley won the boys' varsity race with 46 points, the third lowest total in meet history.

The previous boys' varsity team champions were: 1985 Montgomery 104 points, 1986 Vacaville 61, 1987 Vacaville 41, 1988 Santa Rosa 69, 1989 De La Salle 24, 1990 De La Salle 45, and 1991 De La Salle 76.

David Alexis (Fairfield) defeated Brock Tessman (Monte Vista, Danville) by four seconds--10:43 to 10:47--in the boys' varsity race. It was the third straight year that a runner from Fairfield has won. Mike Byroads (Antioch) placed third at 10:56.

The meet and course record of 9:58 was set by Jeremy Seven (De La Salle) in 1989. Seven now runs cross country for the University of California at Davis, after transferring from the University of Oregon.

The previous boys' varsity individual champions were: 1985 Mason Myers (Vallejo), 1986 Kevin Holbrook (Vacaville), 1987 Steve Zirkelbach (Concord), 1988 Jeremy Seven (De La Salle), 1989 Jeremy Seven (De La Salle), 1990 David Monk (Fairfield), and 1991 David Monk (Fairfield).

San Ramon Valley also won the girls' varsity race with 59 points. It was only the second time that the boy's and girls' varsity races were won by the same team. Vacaville did it in 1987.

The previous girls' varsity team champions were: 1985 Campolindo 98, 1986 Carondelet 44, 1987 Vacaville 44, 1988 San Ramon Valley 91, 1989 Vacaville 69, 1990 Santa Rosa 55, and 1991 Santa Rosa 53.

It was only the second time that the boys' and girls' varsity races were won by the same team.

Shannon Nohr (Miramonte, Orinda) defeated Cybelle McFadden (St. Francis, Sacramento) by 10 seconds--12:57 to 13:07--in the girls' varsity race. Freshman Tina Bowen (San Ramon) placed third in 13:15. Junior

Magi Martinez (Wood, Vacaville), the defending champion, placed fourth in 13:17.

The meet and course record of 12:13 was set by Nika Horn (Santa Rosa) in 1990.

The previous girls' varsity individual champions were: 1985 Jenny Walsh (Ygnacio Valley), 1986 Jenny Walsh (Ygnacio Valley), 1987 Melissa Pardini (Northgate), 1988 Amy McConnell (University, San Francisco), 1989 Sarah Riley (Campolindo, Moraga), 1990 Nika Horn (Santa Rosa), and 1991 Magi Martinez (Wood).

The coaches race was won by Rob Scott (San Ramon), 22, in 10:19. Todd Bell (San Ramon), 21, placed second in 10:29. Jim Chaney (College Park), 27, was third in 10:40.

■ Austin Matulonis (Oak Ridge, El Dorado Hills 1992)

University of New Orleans, Cross Country Update, September 21--Austin Matulonis (Oak Ridge, El Dorado Hills 1992), second in the Sac-Joaquin Section 3,200 meters and 16th in the State Meet 3,200 meters, is now a freshman at the University of New Orleans.

Matulonis opened his season on September 11th at the Southeastern Louisiana Invitational in Hammond, Louisiana with a seventh place finish out of 35 runners in 21:48 over a 4 mile course. He was the second man for UNO.

On September 18th at the Southern Mississippi Invitational at Hattiesburg, Mississippi, Matulonis placed 29th out of 100 runners in 30:23.5 for five miles. He was the fourth finisher for UNO.

(Prep Editor: This summer I met the SID at UNO during the Olympic Trials in New Orleans. I now receive the UNO cross country update each week.)

■ North Coast Section Cross Country Rankings

by Peter Brewer (Castro Valley)

September 25--The first invitationals have now been run, and there is more firm data to start making comparisons. The section looks strong this year overall, and we stack up well against the rest of the state in most divisions. Teams are knocking heads locally in pre-season meets, as most league seasons open this week. We should have another great year for NCS runners.

Division changes are now complete. Several teams elected to move up a division by the September 21 deadline. As expected, De

La Salle decided to go up to Division I in order to test the big league waters state-wide. As well, the Ukiah boys' and girls' teams elected to go Division I. The Santa Rosa girls are also going to compete in Division I in the post-season. Clayton Valley was the final entrant into division shifting as they elected to move both the boys' and girls' teams from Division III to Division II.

Opinion: If only 4 more teams elected to shift up to Division I, we could send 2 teams to the State Meet, not just one. The race would still remain small, and offer individuals more of a chance to advance than the other divisions. Maybe for next year more teams will take the plunge. Hmmm?

Division I (1516+) -- Boys: 1. De La Salle, 2. Antioch, 3. James Logan, 4. Piner, 5. Ukiah.

Girls: 1. Santa Rosa, 2. James Logan, 3. Ukiah, 4. Antioch, 5. Berkeley.

De La Salle had some of the luster of a high pre-season national ranking diminished by a tough race at the Clovis Invitational. The Spartans finished a close 4th against other top State powers, (behind Madera but ahead of Arroyo Grande) indicating that though they might not be dominant, they can more than hold their own. Antioch has Mike Byroads, along with returning veteran Phil France and some close grouping which earned them 2nd at the Ed Sias Invitational. James Logan has put together a solid support team behind John Lockard and Sam Yemane as evidenced by their 2nd place finish at the Monte Vista Invitational. Piner, behind Chris Ranthum, did well in the overall results of the grade division races at the Montgomery Viking Invitational. Ukiah is a resurgent team led by Roberto Olen, with a surprise win in the Humboldt State Invitational, and a strong showing at the Viking Invite.

Santa Rosa's jump to Division I seems a good idea. Megan Reeder leads a strong pack that finished 3rd overall in the Viking Invite. James Logan had added Michelle Kiyono to their already sterling co-stars Kim Wilkes and Mei-Ling McNamara but they thin out quickly. Their most recent placing found them 5th at the Monte Vista Invite. Ukiah finished a solid 6th at the Viking Invite. Antioch is led by senior Annette White, whose 10th place finish guided the female Panthers to 7th at Ed Sias. Berkeley, led by Eleana Martysh, figures to finish near the top of the BVAL standings.

Division II (1140-1515) -- Boys: 1. San Ramon, 2. Montgomery, 3. Amador Valley, 4.

continued next page...

PREP NOTES

Monte Vista, 5. Santa Rosa.

Girls: 1. San Ramon, 2. Montgomery, 3. Amador Valley, 4. Eureka, 5. Castro Valley. Lurking in the shadows: Monte Vista.

San Ramon raced to a convincing romp over the field in capturing the Ed Sias title. Their top 4, led by David Campbell, pack within :13 over 3 miles. Montgomery has a tight pack of its won with junior David Toomey leading the Vikings to an overall first in their own invitational.

Amador Valley has tremendous talent in Dave Braden, but not the pack of last year. They dropped their league opener to Livermore in a close race. Monte Vista features top runner Brock Tessman with teammate John Sargent lending close support. They easily took the title in their own Invitational. Santa Rosa, led by veteran Sky Pile, snagged a very close second in the Vicking Invite.

San Ramon also came out blazing this year with their girls' squad, garnering 3rd at Monte Vista, and then the next morning blistering the field at Ed Sias. Freshwoman Tina Bowen leads a tight pack for the Wolves. Montgomery's star soph Pam Richardson set a course record at the Viking Invite, and the team finished 4th overall. Amador Valley has Michelle Muething, and a quality backup squad. Eureka was only seconds behind Santa Rosa in the overall Viking Invite results. Castro Valley is mustering a young support team behind top runner Melissa Ackermann. They boast a 4th place finish at Monte Vista so far.

Division III (705-1139) -- Boys: 1. Livermore, 2. Casa Grande, 3. Acalanes, 4. Bishop O'Dowd, 5. Concord.

Girls: 1. Bishop O'Dowd, 2. Moreau, 3. Rancho Cotate, 4. Petaluma, 5. Carondelet.

Livermore, even after graduating three top seniors, comes back with another solid group of stalwarts. Currently undefeated, the Cowboys went to Clovis and came away with a convincing 1st over some of the top smaller teams in the state. This week they handled highly regarded league opponent Amador Valley. This team will see State recognition soon. Casa Grande, behind top runner Rick Esponda, finished a strong third at the Viking Invite. Acalanes was 3rd at Ed Sias. Bishop O'Dowd is doing it again this year, running well in the preseason without any true front-runner but instead an interchangeable bunch pack. Concord placed 5th at Ed Sias behind Morgan Kopci's top finish.

Bishop O'Dowd is the showcase team of the section. Returning top miler Angelica

Randall was not enough as they added 800 state champ Miesha Marzell who has dominated every race so far with monstrous margins of victory. Additionally they picked up three top 9th graders, led by Nicki Saleta who finished an individual 3rd at Monte Vista as the Dragons ran to an easy win there. Moreau is now an established team with a 1st in the Lowell Invitational. They ran well, but behind the O'Dowd team in a preseason match, and held off a strong Carondelet push. Becky Loggins leads the Mariners. Rancho Cotate is using the talents of Czechoslovakian import Magdalena Velterova to run rampant over North Bay rivals Santa Rosa and Montgomery in the preseason. Petaluma is led by Andrea Chova, and put a scare in Rancho in a close preseason loss. Carondelet has run very close to both Moreau and Amador Valley in preseason races so far.

Division IV (1-704) -- Boys: 1. Fortuna, 2. Arcata, 3. Willits, 4. St. Mary's, 5. University. Girls: 1. Ursuline, 2. Arcata, 3. Miramonte, 4. Fortuna, 5. Terra Linda.

It looks like a very far north stranglehold on this division. Fortuna looks to pick up where they left off last year. They place 3rd at the Humboldt State Invitational behind top runner Ken Brito. Arcata was only points back in 4th at the same race, with their top runner Tyler Thompson finishing 6th. Willits was a surprise 5th overall at the Viking Invite. St. Mary's has Junior Jordan Jarosz leading a close pack of veterans. University rode the 2nd place finish of Mike Powers to an impressive 4th at the Lowell Invitational.

Ursuline continues to impress with the talent and grouping of its young runners. Brenna Nurni led the pack that ate up the competition at the Viking Invitations. Arcata behind Caitlin Henderson was 2nd at the Humboldt State Invitational. Miramonte, with sophomore Shannon Nohr taking an individual 1st, was 2nd at Ed Sias. Fortuna snagged a 4th at the Humboldt Invite, with Vicky Fleschner their top-notch front runner. Terra Linda grabbed a 7th at the Viking Invite against all the North Bay powers.

Overall:

Boys: 1. De La Salle, 2. Livermore, 3. San Ramon, 4. Montgomery, 5. Amador Valley, 6. Santa Rosa, 7. Monte Vista, 8. Casa Grande, 9. Antioch, 10. James Logan.

Girls: 1. Bishop O'Dowd, 2. Moreau, 3. San Ramon, 4. Ursuline, 5. Rancho Cotate, 6. Arcata, 7. Santa Rosa, 8. Montgomery, 9. Miramonte, 10. Fortuna.

Well, we're off to another fabulous season.

We have some outstanding teams, and some outstanding individuals. It is encouraging to see cross country continue to flourish as a sport, and to see it improve in quality in our section as we compare ourselves against other powers in the state. Congratulations to all of you who have wheedled, cajoled and homswaggled people to enter into the glory of our sport. Good luck to all of you and your teams this season.

If you're looking for an argument, you might want to check out my editorial in the last issue of California Track News. In it, I get a little heated about having varsity girls run less than 3 miles in competition. Any feedback? Let me know, and we can duke it out here in print.

Keep up the excellent correspondence. I am indebted to many in producing this, and the response has been outstanding. If any of you out there have any results (scrimmage, dual, area, tri, multi, invite, good workouts) send them in, no matter how inconsequential the competition might seem. Any insight I can get into team makeups and characteristics helps when I have to make imaginary comparisons across leagues and regions.

Any questions? Concerns? Laudatory praises and adulation? Drop me a line, or give me a buzz: Peter Brewer, c/o Castro Valley High School, 19400 Santa Maria, Castro Valley, CA 94546. Home: 1-510-945-8869 after 9:00p.m.

(Prep Editor: The preceding North Coast Section Cross Country Rankings is written by coach Peter Brewer of Castro Valley during the season. If there are any other Northern California coaches that write about their sections, please send your contributions to Keith Conning, 2235 Browning Street, Berkeley, CA 94702.)

■ De La Salle's 'burners' run away with SRV championship

By Mitch Stephens

Staff writer Valley Times

Danville, September 27--For supposedly a leisurely event sandwiched between two biggies, the San Ramon Valley Invitational cross country meet turned out to be a shoe-burner.

As expected, De La Salle--ranked as high as sixth in the nation coming into the season--did the major burning.

The Spartans, the defending state Divi-

continued next page...

PREP NOTES

sion II champions, took four of the top five places en route to their fourth straight San Ramon Valley Invitational title with 43 points.

De La Salle's Mike Prindeville defended his individual title by winning handily in a scorching time of 9:42, over teammate Ty Walker (9:52). Prindeville chopped 16 seconds off his winning time of last year.

Livermore's Aaron Daniel finished third (9:54), followed by Spartans John Kelly (9:55) and Proinsias Fitzpatrick (9:56). All four De La Salle runners bettered last year's winning time. Monte Vista's Brock Tessman placed sixth in 10:01.

Montgomery of Santa Rosa, with five runners in the top 20, was the runner-up with 63 points, followed by James Logan (109), Santa Rosa (124), Monte Vista (128), Livermore (132) and San Ramon Valley (154).

In the girls large division race, Rancho Cotate, with 76 points, edged defending champion San Ramon Valley (83), followed by James Logan (85), Santa Rosa (103), Montgomery (114), College Park (134) and Livermore (150).

San Ramon Valley's Tina Bowen (12:03), Brook Otterson (13:02) and Stacey Radowicz (13:21), Livermore's Michelle Delgiudice (12:34) and Monte Vista's Stephanie Kolberg (12:57) all finished among the top 20.

"Outside of maybe Amador Valley and Castro Valley, I think you had all the best teams in Northern California here," said San Ramon Valley coach Gerry Geraghty, whose team was led by David Campbell's 13th-place finish.

The turnout came as kind of a surprise.

Last week, the Clovis Invitational featured all the top teams in the state and was run at Woodward Park in Fresno, site of the state meet. Next weekend in the Stanford Invitational.

Geraghty wasn't sure what kind of turnout to expect, but it was agreed that this was probably the fastest race in the 22-year history of the Invitational. It's a fast race anyway, with a flat, 2-mile course.

Livermore coach Ed Salazar was so impressed, he was extremely pleased with his team's sixth-place finish.

That after the Cowboys won the Clovis Invitational (Division III) last week and beat Amador Valley in a much-anticipated East Bay Athletic League dual meet on Thursday.

"I think we ran better than we did Thursday," said Salazar, who was missing two of his top five runners--Micheil Jones and Rob Tyler. "We had five kids under 11 minutes.

There was just some extraordinary teams here."

The teams that finished ahead of the Cowboys were either Division I or Division II.

De La Salle, despite its strong showing, is still searching for a strong fifth runner.

The Spartans' No. 5 runner placed 46th overall, more than a minute slower than their No. 4 runner. It's that gap that Spartan coach Rico Balatti is trying to fill. De La Salle placed fourth at Clovis because of that gap.

"We basically found out our weakness right from the start," Balatti said. "The good news is that it's early and we have time to work on it."

(Prep Editor: The preceding article appeared in the San Ramon Valley Times on Sunday, September 27.)

■ Austin Matulonis (Oak Ridge, El Dorado Hills 1992)

University of New Orleans, Cross Country Update, September 28--Freshman Austin Matulonis (Oak Ridge, El Dorado Hills 1992), second in the Sac-Joaquin Section 3,200 meters and 16th in the California State Meet 3,200 meters, placed tenth out of 42 runners in 21:36 over 4 miles at the Cajun Invitational in Lafayette, Louisiana. He was the second finisher for UNO.

■ North Coast Section Cross Country Rankings

by Peter Brewer (Castro Valley)

September 29--Amazing how things can change in just a few days. An injury, a new face, a tough course, an old rivalry...who knows what it might be, but a team's consistency is the hardest thing to chart. This is what makes it exciting as we move into the middle of the season, to see the movement among the various divisions as teams settle into their personalities for the year.

Division I (1516+)--Boys: 1. De La Salle, 2. Logan, 3. Antioch, 4. Ukiah, 5. Piner.

Girls: 1. Logan, 2. Santa Rosa, 3. Berkeley, 4. Antioch, 5. Ukiah.

De La Salle has no problems handling the area teams, no matter what the distance. The San Ramon Invitational was a fast race, on a flat short course. The Spartan boys went 1-2-4-5-29 to cinch the deal. Logan continues to improve weekly, as 3rd man Alejandro Pena improved to be within mere seconds of the Colts solid 1-2 punch of Sam Yemane and John Lockard and the team was a definite 3rd at San Ramon. Antioch was a ways back at

San Ramon, even with Mike Byroads and Phil France in the top grouping. Ukiah is still a major player in the North, easily beating top Coastal Mountain Conference team Willits easily in a non-league dual, with Roberto Olea looking strong for Ukiah. Piner rounds out the field.

Logan parlayed their strength, their top threesome of Kim Wilkes, Mei-Ling McNamara and Michelle Kiyono (3-5-6) finish to a very close third at San Ramon. With top placing like that is a large, fast race, teams tend to do well, even with an unbalanced team. Santa Rosa, even with Megan Reeder taking second, was significantly behind Logan at San Ramon in the latest showdown for Division I bragging rights. The Berkeley women traveled to Oakland to run the Skyline Invitational, and placed fourth in large schools. Eleana Martysh (from Odessa, Russia) placed second for the Yellowjackets. Antioch lost to Castro Valley in a dual, and their young team did not place high at San Ramon. Ukiah ran incomplete against Willits, but did well at the Viking Invite.

Division II (1140-1515)--Boys: 1. Montgomery, 2. Santa Rosa, 3. Amador Valley, 4. Monte Vista, 5. San Ramon, lurking in the shadows: Castro Valley, Clayton Valley.

Girls: 1. San Ramon, 2. Montgomery, 3. Amador Valley, 4. Eureka, 5. Clayton Valley, waiting in the wings: Castro Valley.

This division saw the most shakeup since last week's prognostications. Montgomery proved to be the top Division II team at the San Ramon Invite. They were the only team to mount any sort of challenge to De La Salle, with Jason Selby the Vikings' leading individual. Santa Rosa, even with a top finish by Sky Pile, could not get closer than 4th at San Ramon. Amador Valley, despite the dual loss to Livermore last week, is still a dangerous team, with Dave Braden, Geoff Long, and Chris Sullins. Monte Vista placed in the top 5 at San Ramon, with Brock Tessman a quality front runner. San Ramon is now 1-2 against league opponent Monte Vista in invitational confrontations, with their 6th place finish at San Ramon. Castro Valley went to the Pacific side of the Bay Area and outbattled the heat and dust to take first at the Ram Invitational at Westmoor H.S. Clayton Valley came out of the shadows to take a respectable 9th against ranked teams in a fast large school race at San Ramon. Eric Davis leads the way for the Eagles.

San Ramon stays atop the rankings with a close second to power Rancho Cotate in the

continued next page...

PREP NOTES

large school race at San Ramon. Tina Bowen is a scorching front runner for the Wolves. Montgomery is packing a good group behind soph sensation Pam Richardson. Amador Valley has Michelle Muething and some tough runners close behind. Eureka is clearly a Far North power. Clayton Valley starts with Nicole Paris, whose to 10 finish at San Ramon sparked her team to finish close to ranked teams. Castro Valley struggled to take fifth in the small Ram Invitational.

Division III (705-1139)--Boys: 1. Livermore, 2. Casa Grande, 3. Acalanes, 4. Bishop O'Dowd, 5. Concord, poised to pounce: College Park.

Girls: 1. Bishop O'Dowd, 2. Rancho Cotate, 3. Moreau, 4. Petaluma, 5. Acalanes, one the verge: Carondelet.

Livermore, despite losing a man for San Ramon, is still the power in the EBAL. They face Monte Vista this week in a key boys' matchup. Casa Grande with Rick Esponda seems stronger than ever. Acalanes ran tough in the small schools at San Ramon and snagged 3rd. Bishop O'Dowd was not up to the heat at Ram, and without one of their to 5 out on a skateboard fall, finished back in the pack. Concord went east to the Wood Invitational, and placed well there. College park did well, compared to other Div. III teams at San Ramon.

This is the strongest division in the NCS this year. Bishop O'Dowd, even with Angelica Randall sittout out with a cold, easily defeated St. Francis from the Peninsula at the Ram Invitational. Miesha Marzell again overpowered the field with a seemingly effortless run. Rancho Cotate, with Czech transfer Magdalea Volterova, put a fine cluster of runners near the top of the San Ramon Invite to win that one closely. Moreau picked up their second invitational win the small schools race at the newly-revived Skyline Invitational, even with top runner Becky Loggins falling off the rugged course midway through the race. Petaluma's one point loss to Rancho two weeks ago is looking better all the time. Acalanes, with lead runner Liz Porto, was a surprisingly strong second to Ursuline in the small schools race at San Ramon. Carondelet braved the heat and the pace to place 4th at Ram.

Division IV (1-704)--Boys: 1. Fortuna, 2. Arcate, 3. Willits, 4. Piedmont, 5. St. Mary's, skulking on the sidelines: University, Lick-Wilmerding.

Girls: 1. Ursuline, 2. Miramonte, 3. Arcate, 4. Fortuna, 5. University, contenders: Terra

Linda, Kelseyville, Ft. Bragg.

Fortuna, with Ken Brito leading the charge, is a strong pack in the Far North. Arcata and Tyler Thompson are not that far behind. Willits is the clear power in the Coastal Mountain Conference. Piedmont has an outstanding lead runner in Steve Brown, who easily took the small school race at San Ramon individually. The Highlanders also took the team win. St. Mary's, behind Jordan Jarosz, was second to Piedmont at San Ramon. It should be an interesting East Shore league rematch coming up. University was a presence at Ram among much larger schools. Lick-Wilmerding took third in the small schools race at Skyline.

Ursuline is just loaded with talent. A large team to begin with, they stormed to easy wins in both varsity and frosh-soph girls' wins in small schools at San Ramon. Berna Nurmi leads the way for them. Miramonte's 2nd to San Ramon at Ed Sias stands up well, with Shannon Nohr establishing herself early as perhaps the top girls outside of the Bishop O'Dowd contingent. Arcata and Fortuna remain relative mysteries, but strong ones from the Far North. University unveiled a strong team, but split among varsity and frosh-soph, at Ram. They will be the power in the Bay Counties League this year. Terra Linda popped up in the Viking Invite. Kelseyville beat Ft. Bragg in their square off for Coastal Mountain Conference supremacy, but the rivalry is strong. Middletown is a factor too.

Overall:

Boys: 1. De La Salle, 2. Montgomery, 3. Livermore, 4. Logan, 5. Santa Rosa, 6. Amador Valley, 7. Monte Vista, 8. San Ramon, 9. Casa Grande, 10. Antioch.

Girls: 1. Bishop O'Dowd, 2. Rancho Cotate, 3. Moreau, 4. Ursuline, 5. San Ramon, 6. Logan, 7. Santa Rosa, 8. Montgomery, 9. Amador Valley, 10. Miramonte.

This week many teams travel to large invitationals. Stanford looms as the biggest one, with many teams statewide and at least one each from Oregon and Nevada. This gives the best in the area a chance to go toe-to-toe with the best from elsewhere. My personal favorite Stanford is the boys JV race, where up to 400 runners crowd the starting line. The earth shakes at the gun. Team scores reach into the thousands. The finish chute is pure chaos.

The Artichoke Invitational also draws teams together from many areas: Marin County, Sacramento, the Sierra foothills, San Jose and the Greater Bay Area. After these two

races, and the continued league battles, I'll be able to provide a real clear focus on the contenders this year.

Keep those cards and letters coming in. The support this year has been outstanding in terms of information.

Questions? Complaints? Crucial Information? Corrections? Feel free to call or drop me a line. Peter Brewer, C/O Castro Valley High School, 19400 Santa Maria, Castro Valley 94546. Home: 1-510-945-8869 after 9 p.m.

1992 AAU NATIONAL CROSS COUNTRY CHAMPIONSHIP

Indianapolis, October 1--The 1992 AAU National Cross Championship will take place Saturday, December 5, at Bensalem Country Club in Bensalem, Pa. This event is sanctioned by the Middle Atlantic AAU Association and the Amateur Athletic Union (AAU) and hosted by the Ambler Olympic Club and the Bensalem Tricentennial Committee.

Qualification process for the AAU national meet is available at the local level through AAU Association meets. Members of the top three teams, plus the top twelve individuals not including the members of the top three teams, are eligible to compete in the AAU National Championships in each age division. The age divisions and corresponding running distances are as follows:

BOYS & GIRLS

bantam	born 1982 & later	3,000 meters
midjet	born 1980-1981	3,000 meters
youth	born 1978-1979	4,000 meters
intermediate	born 1976-1977	5,000 meters
Young men	born on or after	5,000 meters
& women	9/1/73-1975	

Founded in 1988, the Amateur Athletic Union (AAU) is the largest multi-sport, not-for-profit, volunteer organization in the United States dedicated solely to the development of amateur sports and physical fitness programs. Until 1978, the AAU played a prominent role in the governance of amateur sports of the United States. Today, the AAU has focused itself on providing developmental and participatory programs to all Americans beginning at the grassroots level. This ideal of "sports for sports' sake" is shared by the more than 7,000 registered clubs and tens of thousands of volunteers at the grassroots level.

Deadline for entry is November 27, 1992. For additional information on the 1992 AAU National Cross Country Championship or AAU Association Cross Country meets please,

continued next page...

PREP NOTES

contact meet director Larry Wilson at (215) 424-8582 or the AAU House at (317) 872-2900.

■ Stanford Invitational

By Burt Davis and Keith Conning
Stanford Golf Course, October 3--The weather was warm and slightly breezy, cooler than in past years. The day was a typical fall day in Northern California, a bit hazy, the trees beginning to change, the hills towards the Stanford Dish now a dull brown (except where they burned in a fire in July). A wide variety of schools from Oregon to San Diego participated. The meet has become a recognized regional affair.

There were 1,460 finishers this year.

Boys Division I: Eric Dunn (Arroyo Grande) (15:23) looks to be a worthy successor to Luis Quintana (Villanova 1995/Arroyo Grande 1991), although Brian Wilkinson (Merced) (15:28) gave him a run for the money. Hart, ranked first in the United States by *The Harrier* magazine, placed 3, 4, 5, 6, and 20th in team placing for 38 points. Coach Blankenship has yet another outstanding team. Bend (Oregon), which is known for its excellent fly fishing and now for its outstanding high school cross country team, placed second with 75. Peninsula was third with 106.

Girls Division I: Bend, ranked second in the United States by *The Harrier* magazine, placed 1, 2, 3, 4, and 8th in the team placing. They choo-chooed up the ninth hole hill together and held on for the finish. To score only eighteen points in an invitational is quite some feat. I haven't seen that kind of a pack on that hill in years. Grace Dumell (Merced) was the individual winner in 18:28 a pace of 5:57 per mile. Alisa Scudamore (Peninsula), who placed 22nd in 20:15, is Dave's (Stanford 1992/Palos Verdes 1988) sister.

Boys Division II: Jesuit was the class of the field with 50 points. North (Bakersfield), led by individual winner Ricardo Brewer (15:30), placed second with 145 points. A fine performance was turned in by Homestead (3rd 152). I was tempted to call this a soft race until I saw the times for the top twenty or so--not too far off the times in Division III, which is more competitive (at least around here).

Girls Division II: Mostly southern California schools here, and some NCS. Ocean View (Huntington Beach) won with 49 points.

Boys Division III: Again another strong

pack showing, this time from Mission Bay (San Diego) with 32 points (1, 3, 4, 8, and 16th). A new school for Stanford in Ashland,



CORONA DEL MAR'S TRACY CLARK (left) and DRESDEN HOWELL

Photo by Phillip L. Enbody

who runs great times, always manages to Oregon? Ashland placed sixth with 183 points. Any Shakespearean actors here? The CCS schools here did not make a strong showing; the three I am most familiar with are building (Paly, Gunn, Los Altos). The number one runner from Paly is a freshman, Jeff Colbeck (56th in 17:18)!

Girls Division III: Corona del Mar looked pretty good with 49 points (2, 4, 5, 18, 20th). Laguna Hills was second with 95. Miesha Marzell (Bishop O'Dowd) (18:27), the State Meet 800 meter champion, dominated this race. Looks like O'Dowd needs a fifth person! O'Dowd placed third with 123 points (1, 6, 19, 31, and 66th).

Boys Division IV: A number of strange schools here (Vanden?), but some competitive runners. [Come on Burt, I'll give you a

hint. Vanden is located on an important Military Airlift Command base. They may not have choo-choo trains, but they do have some of the largest military cargo planes in the world.] John Larralde is still coaching Carpinteria, even though he has had several eye operations, almost losing his sight entirely. John was a protege of Vern Gambetta back in The Old Days when the Santa Barbara area was king of Southern California distance running.

McFarland of the Central Section won with 50 points.

Girls Division IV: Anikai Webb (Bear River) won by 53 seconds in 18:30, the third fastest time of the day. Nordhoff (2, 8, 19, 27, and 28th) edged McFarland (7, 9, 15, 16, 38th) by one point.

■ Woman wins molestation suit against coach

Mercury News Staff and Wire Reports

San Jose, October 4--A jury has awarded a former marathon runner \$1.1 million in damages after finding that her coach had sexually molested her for more than 10 years.

Linda Van Housen, 28, of Redwood City, burst into tears as the jury foreman read a series of verdicts late Friday against Michael Ipsen, 49, longtime coach of the Woodside Striders, an amateur running team Van Housen joined when she was 11.

She alleged in the civil suit that the molestation began when she was 13.

Ipsen's wife, Marilyn, was a co-defendant in the lawsuit, but the jury found that she had not been negligent in failing to protect the girl from sexual abuse while the teen was living with the family from 1980 to 1989.

Van Housen accused Ipsen of making her a sexual slave while she was living with the family until she became dependent upon him as both a coach and a surrogate father. The emotional seven-week trial in San Mateo County Superior Court also included testimony by two other young women about alleged advances Ipsen made toward them while he was their coach.

"This is a victory for all the children," Van Housen said outside the courtroom. "It is a big issue. Ipsen is only a small part of what's out there."

The jury ruled that Ipsen had emotionally damaged Van Housen and that she was not at fault for having sexual relations with him.

Van Housen had been barred from filing criminal charges against Ipsen because of

continued next page...

PREP NOTES

the legal requirement that molested minors must file a complaint by the time they are 21.

She testified during the trial that she was repeatedly subjected to sexual abuse and domination by Ipsen. She said she had failed to realize it, however, until three years ago, when she had an emotional collapse and sought the help of a psychotherapist.

The Ipsens have repeatedly denied Van Housen's allegations and say her psychological problems result from abuse and neglect she suffered when living in her own home.

Van Housen claimed in her lawsuit that she will need years of psychotherapy to deal with the psychological effects of Ipsen's abuse.

(Prep Editor: The preceding story appeared in the San Jose Mercury News on October 4. Linda Van Housen, who competed for the Woodside Striders and Sacred Heart Prep School in Menlo Park, ran 17:37 on the Crystal Springs cross country course in Belmont in 1980. It was the 6th fastest of all-time on that course.)

■ Artichoke Invitational

By Mychael Urban
Half Moon Bay Review

The 22nd Annual Artichoke Invitational, the largest high school cross country meet in Northern California (see Prep Editor note at the end of the article), came to Half Moon Bay High again last Saturday, and it left organizer Dick Calvin glowing with pride.

"This may sound immodest," said Calvin, who has been heading the successful Cougar Cross country program for each of the Invitational's years, "but this is something I'm very proud of. It's a very prestigious event."

To know Calvin is to know the antithesis of immodesty, so indulge him this one time. Despite his numerous North Peninsula League titles as head coach, he's never been one to take any credit from his youngsters, but he so richly deserves credit for putting together this mother-of-all races for prep harriers it's impossible to ignore.

Over 75 schools come from all over the region to compete in what is Half Moon Bay's largest yearly sporting event. When coaches throughout Northern California talk about a particular runner's accomplishments, they list that runner's performance in the Artichoke near the top with sectionals and state playoffs.

"Coaches like to come here," said Calvin as he prepared his endless pages of final results, "because it's a quality meet. We run

everything on time, we get results out quickly, and everything is very organized."

This year the Artichoke drew over 1,400 runners, but if you'd managed to squeeze on to Half Moon Bay's tiny campus at any time Saturday morning, you'd find yourself drowning in a sea of over 2,000 runners, coaches, parents and other supporters.

"It gets to be quite a chore keeping track of everything," Calvin admitted, "But to hear the positive feedback we get every year makes it worth it. It's a lot of work, but it's a lot of fun, too."

(Prep Editor: The preceding article appeared in the Half Moon Bay Review on Wednesday, October 7, 1992. The author called this the largest invitational in Northern California. However, there were 1,460 finishers at the Stanford Invitational. There were 1,382 finishers at the Artichoke Invitational.)

■ Austin Matulonis (University of New Orleans)

New Orleans, October 10--Austin Matulonis (Oak Ridge, El Dorado Hills 1992), a freshman at the University of New Orleans, placed 21st in the Pelican State Cup Championships in 27:30 over five miles. There were 69 runners in the race. He was the third man on the UNO team, which placed 6th out of 11 schools.

■ North Coast Section Cross Country Rankings

October 16, 1992 -- by Peter Brewer

Division I (1515 +)--Boys: 1. De La Salle, 2. Logan, 3. Antioch, 4. Ukiah, 5. Piner.

Girls: 1. Logan, 2. Santa Rosa, 3. Antioch, 4. Berkeley, 5. Ukiah. Also in line for consideration: Piner.

Division II (1140-1515)--Boys: 1. Montgomery, 2. Santa Rosa, 3. Castro Valley, 4. Monte Vista, 5. San Ramon. Not to be discounted: Amador Valley.

Girls: 1. Amador Valley, 2. San Ramon, 3. Castro Valley, 4. Montgomery, 5. Clayton Valley. Also in the picture: Monte Vista.

Division III (705-1139)--Boys: 1. Livermore, 2. Casa Grande, 3. Acalanes, 4. Bishop O'Dowd, 5. Concord.

Girls: 1. Bishop O'Dowd, 2. Moreau, 3. Carondelet, 4. Rancho Cotate, 5. Acalanes.

Division IV (1-704)--Boys: 1. Arcata, 2. Fortuna, 3. Piedmont, 4. St. Mary's, 5. Willits. And they crowd in the corridor, waiting: Head-Royce, University, Redwood.

Girls: 1. Ursuline, 2. Miramonte, 3. Arcata,

4. Fortuna, 5. University. Looming in the shadows: Terra Linda, Redwood, Kelseyville.

Overall Boys: 1. De La Salle, 2. Livermore, 3. Montgomery, 4. Logan, 5. Santa Rosa, 6. Castro Valley, 7. Monte Vista, 8. San Ramon, 9. Casa Grande, 10. Amador Valley.

Overall Girls: 1. Bishop O'Dowd, 2. Ursuline, 3. Moreau, 4. Logan, 5. Miramonte, 6. Santa Rosa, 7. Amador Valley, 8. San Ramon, 9. Carondelet, 10. Castro Valley.

TOP 15 INDIVIDUALS:

Boys:

1. Mike Prindiville (12-De La Salle)
2. Matt Creason (11-Eureka)
3. Dave Braden (12-Amador Valley)
4. Steve Brown (11-Piedmont)
5. Ty Walker (12-De La Salle)
6. Aaron Daniel (12-Livermore)
7. John Kelly (11-De La Salle)
8. Adam Ozarski (11-Granada)
9. Rick Esponda (12-Casa Grande)
10. John Atwood (11-Castro Valley)
11. Keith Kennedy (10-San Leandro)
12. Brock Tessman (11-Monte Vista)
13. Prontious Fitzpatrick (12-De La Salle)
14. Sam Yemane (12-Logan)
15. Sky Pile (12-Santa Rosa)

Others: (In no particular order) Roberto Olea (?-Ukiah), Ken Brito (12-Fortuna), Hector Delgado (12-Healdsburg), Aaron Greenwald (10-Drake).

Girls:

1. Miesha Marzell (12-Bishop O'Dowd)
 2. Michelle Muething (12-Amador Valley)
 3. Micki Saleta (10-Bishop O'Dowd)
 4. Shannon Nohr (10-Miramonte)
 5. Kim Wilkes (12-Logan)
 6. Michelle Kiyono (9-Logan)
 7. Megan Reeder (12-Santa Rosa)
 8. Mei-Ling McNamara (12-Logan)
 9. Vicky Fleschner (12-Fortuna)
 10. Lori Henady (12-Urban)
 11. Pam Richardson (10-Montgomery)
 12. Brenna Numi (10-Ursuline)
 13. Jane Edwards (12-Irvington)
 14. Georgina Balkwell (10-Ursuline)
 15. Maggie Valterova (12-Rancho Cotate)
- Others: (In no particular order) Angelique Randall (11-Bishop O'Dowd), Melissa Ackermann (12-Castro Valley), Catherine Venables (12-Alameda), Tina Bowen (9-San Ramon)

■ Mariner Invitational

Garin Park, Hayward, October 17--De La Salle, led by the third place finish of senior Mike Prindiville (15:37), won the large school boys' title with 60 points. Hesperia of the

continued next page...

PREP NOTES

Southern Section placed second with 120, and Montgomery (Santa Rosa) also had 120.

Junior Steve Brown (Piedmont) defeated junior John Atwood (Castro Valley) by 11.6 seconds--15:21.7 to 15:33.3--over the 2.9 mile course.

Mt. Carmel (San Diego) defeated Bishop O'Dowd (Oakland) by 14 points--45 to 59--to win the large school girls' title. Castro Valley placed third with 118.

Senior Miesha Marzell (Bishop O'Dowd) broke the Garin Park record. Marzell, who won the State Meet 800 meters last June, defeated senior Michelle Muething (Amador Valley, Pleasanton) by 47.2 seconds--17:39.7 to 18:26.9. Sophomore Pamela Richardson (Montgomery) placed third in 18:51.7.

Livmore, led by Aaron Daniel (second in 15:52.7), and Micheil Jones (third in 16:05), won the small school boys' title. Lick-Wilmerding (San Francisco) placed second and Bishop O'Dowd was third.

Aaron Bell (Bear River, Grass Valley) won in 15:42.4, the fourth best time of the day.

Carondelet (Concord), led by Laura Kuhl (third in 19:22.5), won the small school girls' title with 32 points. Moreau (Hayward), the host school, placed second with 66. Bear River, led by Anikai Webb (first in 17:46.5), placed third with 74 points.

Jane Edwards (Irvington) placed second in 19:10.0.

It was too bad that Marzell and Webb were in separate races.

Matt Giusto (San Mateo 1984), the 1984 Kinney National Cross Country champion and the 1988 NCAA 5,000 meter champion, was the speaker at the clinic on Friday night. There were 250 people at the clinic. This is Giusto's fifth year running professionally. He is sponsored by Mizuno, Foot Locker, and Oakley. He is now living in Portola Valley with Jeff Atkinson (Mira Costa, Manhattan Beach 1981), the 1988 Olympic Trials 1,500 meter champion, and Ray Brown, the 1980 TAC Junior champion in the 800'. He feels that the Bay Area is a fantastic area to train. In high school he ran 35 to 45 miles per week. He recommends that high school runners take four weeks off during the summer. He got started running, because his girl friend was on the cross country team.

Prep Cross Country Notes

By Doug Speck

■ Californians Around the Nation

Recent California prep grads around the country are doing a fine job for their Four-year University harrier squads.

James Menon (San Luis Obispo HS) - red-shirted 1991-92 year at Wisconsin, running fifth man early in the season for the #2 ranked NCAA Division I Badger team, including a fine 21st place effort in the 10/3 thirty team Minnesota Invitational, where the team finished second to Adams State. **Shelley Taylor** (Edison, Huntington Beach) - frosh athlete at #2 ranked NCAA Division I Women's team at University of Arkansas, started season with third place effort (#1 on team) at University of Kansas Invite, then was fourth place (second runner on the team) at the UC Irvine Invite September 19th. **Deena Drossin** (Agoura HS) and **Jamie Park** (Santa Barbara HS), both with Taylor and Coach Lance Harter at Arkansas. Drossin, held back at the end of summer and the start of the school year with minor ailments, was #4 runner at UC Irvine in 11th place, with Park the team's fifth scorer in a team winning effort. At Stanford (10/3) Drossin was 6th (17:07), Taylor 8th (17:09) for the winning Arkansas squad. **Francisco Quinonez** (Santa Ana HS) running between fourth and seventh man early for the very strong Georgetown University team in early meets (with Long Beach Poly 800m star, **Bryan Woodward**, now at Georgetown, racing 17:20 in an Open 5K race in an early meet. **Riva Rahl** (Piedmont HS) started the season running second athlete on the Rice University Women's CC squad. **Stewart Ellington** (Channel Islands HS-Oxnard/Milpitas HS) started as fourth athlete on the very strong University of Tennessee harrier squad, finishing 27th in the eight-team Indiana Invitational on the Bloomington, Indiana course that will be used for the NCAA Division I Championships.

It's great to see these former California prep stars around the nation continuing their running careers. **Kyle Dando** (Bellamine HS, San Jose) is a scorer on the Purdue Men's Cross Country team, placing 5th in the 9/26 Taylor Invitational at 26:07 for 8K. **Rhonda Mazza** (Santa Rosa HS) is first runner for

Lewis and Clark College (Portland). A **Laur-en Jefferson** was 2nd overall for the University of Idaho squad in a 9/12 Whitman (Washington) Invitational, beating some very good University runners in the process--is this the same Lauren who was at San Luis Obispo HS last year? The Villanova Men's team is led by the California trio of **Terrance Mahon** (La Habra HS), **Louie Quintana** (Arroyo Grande HS), and **Dave Hartman** (Canyon HS, Canyon Country), with that trio finishing 1st, 4th, and 5th, respectively, in leading Villanova to a 41-44 victory over the #5 ranked nationally Providence Men's team in the September 26th Boston College Invite.

■ World Junior Track Championships:

Sept. 16-20, Seoul, South Korea

Marion Jones (Thous Oaks HS) finished fifth in both the 100 meters (11.58) and 200m (24.09), with Ato Bolden (San Jose CC), a Trinidad native, the Men's 100m (10.36) and 200m (20.63) Champion.

■ Carrie Garritson moves to new school

Attempting to compete for her third different High School in the three years thusfar of her prep career, Carrie Garritson is seeking a transfer to Buena Park High School from same district school Sunny Hills of Fullerton. Carrie's father, Mike, indicated that he wished to have the three high school age students in the family moved from Sunny Hills to Buena Park, where he was willing to rent an apartment to establish a second family residence. The reason given for the transfer was that Carrie's older brother James had been threatened by a gang element at Sunny Hills. A hearing was scheduled in mid-October by the Southern Section as to Carrie and brother James' eligibility for the new school's team, as the Garritson primary family residence in the Sunny Hills attendance district was being maintained. At the hearing the Section officials ruled that the Sunny Hills HS administration was not given enough information along the way to attempt to remedy the situation involving the Garritson family, and they turned down the transfer request. Carrie and brother James will be forced to compete at the JV level for one year (this Fall Cross Country and Spring Track and Field season) at the new school. Carrie is still eligible for the post-season Kinney National Championship series as a legal high school age student.

continued next page...

PREP NOTES

■ Coach Jack Farrell -- Thousand Oaks HS

With a 79:38 run in the mud at Mt. SAC with his underclass dominated Boys team one has to wonder how strong the 1993 TO Varsity will be. With kind of a scary ability to get the most out of his athletes, Farrell took a special young group a long, long ways since last year, with the top four returning to lead what could be a monster in 1993-94.

■ Keeping Track

Californians Active Around the Nation at the Collegiate Level in Cross Country:

(FOLLOWING INFORMATION FROM "X-COUNTRY X-PRESS" available from X-Country X-Press P.O. Box 994 Forest Hills, NY 11375. for the quickest Cross Country information available nationally. An excellent publication by Walt Murphy (718) 291-0489 fax and phone).

Indiana Open - Bloomington, IN (site of NCAA I) - 8k. (Men) 1. Terrance Mahon (Villanova/La Habra HS) 24:22...3. Louie Quintana (Villanova/Arroyo Grande HS) 24:30...8. Dave Hartman (Villanova/Canyon HS, Canyon Country) 25:13. Team: 1. Villanova 43. (Women) 11. Becky Spies (Villanova/Livermore HS) 18:00 (Villanova's #6 runner)...24. Veronica Barajas (Colorado/Channel Islands HS) 18:27.

Adams State Invitational - Alamosa, CO 9/12 8k (6000' + altitude) (Men): 11. Peter De la Cerda (Adams State/Hart HS, Newhall) 26:47 (#7 runner on #1 ranked Div II Adams St Team). Team: 1. Adams St "A" 26.

Emerald City Invite - Seattle WA 5k (Women): 13. Lauren Jefferson (Idaho/San Luis Obispo HS) 18:37. (#1 runner for 4th place team--16 school meet).

Whitman Inv - Walla Walla, WA 9/12 - 5k (Women): 2. Lauren Jefferson (Idaho/San Luis Obispo HS) 18:39. (#1 runner for 2nd place team - 7 team meet, only defeated by NCAA I 300m placer in track, Jennifer Bravard (nee Robertson Wash St Univ)

Georgetown/Notre Dame dual, Notre Dame, IN 9/12 5k (Women) 2. Sarah Riley (Notre Dame/Campolindo HS, Moraga) 18:00. (#1 ND runner, Georgetown's Christi Constantin winner 17:26).

Jayhawk Inv, Lawrence, KS 9/12 - 5k (Women): 3. Shelley Taylor (Arkansas/Edison HS, Huntington Beach) 18:20. Team: 1. Arkansas 25 (5 team meet) (Taylor #1 runner for #2 ranked nationally Arkansas in this meet, Deena Drossin and Jamie Park did not run for Arkansas here)

Montana State Inv - Bozeman, MT 9/12 - 5k (Women): 3. Alisa Nicodemus (Utah State/Grossmont HS, La Mesa) 18:27. 4. Shannon Hull (Idaho St) 18:30...7. Christine Oliveira (Idaho State/West Valley, Cottonwood) 18:34. (Teams) 3. Idaho St 66...7. Utah State 198 (Nicodemus #1 Utah St runner).

Boston College Inv - Franklin Park 9/26 - 5K (Women): 7. Becky Spies (Villanova/Livermore HS) 17:54. Team: 1. Villanova 18 (Spies #5 Villanova scorer). (Men) 5 miles: 2. Terrence Mahon (Villanova/La Habra HS) 23:55...4. Louie Quintana (Villanova/Arroyo Grande HS) 24:16. 5. Dave Haretman

NOTES FROM THE CALIFORNIA COACHES ALLIANCE

■ Upcoming Events Involving the California Coaches Alliance

CIF/Reebok State Cross Country Meet November 27. Friday night at the social (approximately 9:30 p.m.), there will be a general informational meeting for all coaches interested in the California Track & Cross Country Coaches Alliance. This meeting will be followed by a Steering Committee Meeting involving representatives from each section and/or any coaches interested in being more involved in the organization.

■ Coaches Alliance Recommended Clinics for 1993

San Joaquin Coach of the Year Clinic

January 16, 1993
Fresno State University, Fresno
For more information call
Bob Fraley (209) 278-4098

TAC/Coaches Alliance Clinic

January 23, 1993
Mt. Carmel High, San Diego
For more information call
Dennis McClanahan (619) 484-1180

West Coast Track & Field Clinic

January 15-16, 1993
Rickey's Hyatt House, Palo Alto
For more information call
Brooks Johnson (805) 756-2923

All registered Alliance members will receive a discount at the Coaches Alliance and West Coast clinics. There will not be a

discount for the San Joaquin Clinic as a result of a special clinic format and price offered. All of the clinics will offer the coach a chance to gain more insight into "Coaching the Female Pole Vaulter."

■ From Dennis McClanahan, Director

The more that I get a chance to communicate with coaches in each of our ten sections, I become more aware of the individual differences in each one when it comes to the running of each of our sports in these sections. In an attempt to try and show these differences, we will be running a series of articles over the next year detailing how the sports of cross country and track are administratively handled in each of the state's sections.

Our resident writer, Doug Speck of Arcadia and *Track & Field News*, starts it off with a summary of the Southern Section, the state's largest. It is our hope that this knowledge of how other sections are run might assist every section.

Additionally, during the next few months, you will be receiving information from the State office and your section office regarding the student pole vault for track and field in 1993. Passed by the CIF Federated Council on October 30, girls will now be allowed to compete in the boy's pole vault as one of their 4 events, starting during the 1993 track and field season. We hope to have more information for coaches at the Alliance meeting at the State X-C Social. Additionally, all of the Alliance-recommended clinics during the month of January will emphasize the coaching of female vaulters.

Best of luck for the rest of the cross country season. Hope to see you in Fresno!

--Dennis McClanahan

JOIN THE CALIFORNIA COACHES ALLIANCE

continued next page...

PREP NOTES

(Villanova/Canyon HS, Canyon Country) 24:27. Team: 1. Villanova 41.

Mountain West Inv - Missoula, MT 9/26 - 6K (Women): 5. Jean Harvey (Arizona/Paraclete HS/Antelope Valley JC) 21:33. (Men) 1. Arizona 49 (Harvey #2 runner for Arizona) (Men) 8K: 6. Jaime Galindo (Arizona/Oxnard HS/Ventura JC) 25:01, 7. Jimmy Rodriguez (Arizona/Santa Ana Valley HS) 25:04. Team: 1. Arizona 29. (Galindo #2 Arizona, Rodriguez #3)

SMU Inv - Dallas, TX 9/26 - 5.0 miles (Men): 1. Derek Kite (Lubbock Christian) 25:32. Team: 1. Lubbock Chr 46. (Kite #3 runner for Lubbock).

National Catholic Championships-Notre Dame, IN 9/25 - 5K (Women) 1. Sarah Riley (Notre Dame/Campolindo HS, Moraga) 17:56...3. Stephanie Jensen (Notre Dame/South Lake Tahoe HS) 18:05. Team: 1. Notre Dame 19. (Riley and Jensen #1 & #2 for Notre Dame).

Illinois Invitational - Champaign, IL 9/26 - 10K (Men) 12. Kyle Dando (Purdue/Bellarmino HS, San Jose) 32:32...17. Bill Branigan (Iowa/Glendora HS/UC Irvine) 32:40. Team: 2. Purdue 50...4. Iowa 89 (Dando #4 for Purdue, Branigan #2 Iowa).

Morven Park/Georgetown Invitational - Leesburg, VA 9/26 - 8K (Men) 19. Francisco Quinonez (Georgetown/Santa Ana HS) 24:51. Team: 3. Georgetown 71 (Quinonez #4 Georgetown).

Doane Invitational - Crete, NE 9/26 8K (rolling, soft footing). (Men) 8. Erik Skaden (Nebraska/Jesuit HS, Sacramento) 28:10. Team: 1. Nebraska 32. (Skaden #4 Nebraska).

Simon Fraser Inv - Burnaby, British Columbia 9/26 5K (Women): 13. Neve Zwagerman (Oregon/Tamalpais HS, Mill Valley) 18:24. Team: 1. Oregon 24. (Zwagerman #6 Oregon).

Air Force Inv - Colorado Springs 9/26 - 7100' altitude (Men): 7. Peter De la Cerda (Adams State/Hart HS, Newhall) 26:16. Team: 1. Adams State 17. (De la Cerda #5 Adams State).

Pepsi Invitational - Minneapolis, MN 10/3 - 8K (Men): 9. Peter De la Cerda (Adams State/Hart HS, Newhall) 24:50...21. James Menon (Wisconsin/San Luis Obispo HS). Team: 1. Adams State 32, 2. Wisconsin 59. (De la Cerda #4 Adams St, Menon #5 Wisc)

Cowboy Invit - Stillwater, OK 10/3 - 8K (Women) 6. Martha Pinto (Kansas State/Katella HS, Anaheim) 18:11...10. Michelle Lewis (Unat/Buena HS, Ventura) 18:37. Team: 1. Kansas State 25. (Pinto #3 Kansas St). (Men) 9. Francis O'Neill (Kansas State/San Pasqual HS, Escondido/Long Beach CC) 24:36. Team: 3. Kansas State 88. (O'Neill #1 Kansas State).

Powerbar/Rocky Mountain Shootout - Boulder, CO 10/3 - 8k - 5400' altitude (Women) 7. Shannon Hull (Idaho St) 19:04...13. Michelle Oliveira (Idaho St/West Valley HS, Cottonwood) 19:28, 14. Veronica Barajas (Colorado) 19:31. Team: 1. Colorado 52...4. Idaho St 95. (Hull 1-2 Id St, Barajas #4 Colorado). (Men) 11. Jeff Wilson (BYU) 25:40. Team: 2. BYU 67. (Wilson #2 BYU).

Notre Dame Inv - Notre Dame, IN 10/2 - 5K - (Women): 5. Sarah Riley (Notre Dame/Campolindo HS, Moraga) 17:51...9. Stefanie Jensen (Notre Dame/South Lake Tahoe HS) 18:12. Team: 2. Notre Dame 52 (Riley & Jensen 1-3 for Notre Dame).

Barnett Bank Inv - Gainesville, FL 10/3 - 5k - driving rain, muddy (Women): 7. Desiree Joubert (Miami/Westlake HS) 19:28. Team: 5. Miami 163. (Joubert #1 Miami).

Texas A&M Inv - College Station, TX 10/3 - 5K

(Women): 3. Sharette Garcia (Arizona State/Manual Arts HS, L.A./El Camino JC) 17:47...6. Kim Toney (Arizona State/Atascadero HS) 18:05. Team: 1. Arizona State 38 (Garcia and Toney 2-3 for Az St).

Rice Inv - Houston, TX 9/26 - 2.0 miles (Women): 9. Riva Rahl (Rice/Piedmont HS) 11:56. Team: 1. Rice 27. (Rahl #5 Rice).

Hawaii Inv - Honolulu 9/19 - 5K (Women) 3. Amy Diulio (Univ Hawaii at Manoa/Anderson HS) 18:42. Team: 2. UH-Manoa 40. (Diulio #2 for UHM).

Paul Short Inv - Bethlehem, PA 10/10 - 5k - soggy course (Women): 14. Becky Spies (Villanova/Livermore HS) 17:32. Team: 1. Villanova 21 (37 teams). (Spies #6 for Villanova). (Men) 10K 1. Louie Quintana (Villanova/Arroyo Grande HS) 30:06...4. Terrence Mahon (Villanova/La Habra HS) 30:46, 5. Dave Hartman (Villanova/Canyon HS, Canyon Country) 30:55. Team: 2. Villanova 47 (California trio 1-2-3 for Villanova, Providence meet winner 41).

Indiana Pre Nationals Inv - Bloomington 10/10 - 8K (Men): 35. Jeff Wilson (BYU) 25:36. Team: 5. BYU 248 (41 teams). (Wilson #2 on team behind Jason Pyrah).

Texas Inv - Austin 10/9 - 4.0 miles (Men) 4. Eric Polonski (Texas/Redlands HS/Riverside CC) 19:47, 5. Derek Kite (Lubbock Christian/Camarillo HS) 19:48. Team: 1. Lubbock 32...4. Texas 104. (Polonski #1 Tex, Kite #2 Lubbock).

Missouri Southern Inv - Joplin, MO 10/9 - 5k (Women): 16. Nicole Teter (Arkansas/West Valley HS, Cottonwood) 20:19.

Washington State Inv - Pullman, WA 10/10 - 5K

(Women) 10. Lauren Jefferson (Idaho/San Luis Obispo HS) 19:37. Team: 2. Idaho 41. (Jefferson #3 Idaho).

Adams State Inv - Alamosa, CO 10/17 - 8K - altitude (Men) 5. Peter De la Cerda (Adams St) 25:15. Team: 1. Adams St 15. (De la Cerda #2 Adams St). **Holiday Inn/ASU Invitational - Karsten Golf Course, Tempe 10/16 - 8K - fast (women)** 5K 7. Jean Harvey (Az/Paraclete HS, Lancaster/Antelope Valley JC) 17:25. Team: 1. Arizona 43. (Harvey #3 Arizona). (Men) 4. Jimmy Rodriguez (Arizona/Santa Ana Valley HS) 23:57. Team: Arizona 25. (Rodriguez Arizona #3).

Jim Drews Inv - Maple Grove, WI 10/17 - 8k - 35 degrees, tough course (Women) 5k 22. Neve Zwagerman (Oregon/Tamalpais HS, Mill Valley) 18:32. Team: 2. Oregon 50 (Wisconsin 32) (Zwagerman #5 Oregon). (Men) 8k 5. James Menon (Wisconsin/San Luis Obispo HS) 24:23...17. Bryan Dameworth (Wisconsin/Agoura HS--recently off emergency appendectomy) 24:58. Team: 1. Wisconsin 30. (24 team meet). (Menon #4 on team, Dameworth #5).

Chile Pepper Inv - Fayetteville, AR 10/17 - 5K (Women): 4. Deena Drossin (Ark/Agoura HS) 17:14, 5. Shelley Taylor (Ark/Edison HS, Huntington Beach) 17:15. Team: 1. Arkansas 26. (Drossin/Taylor 1-2 for Arkansas, Jamie Park out with injury).

Iowa State Inv - Ames, IA 10/17 - 8K (Men) 3. Eric Polonski (Texas/Redlands HS/Riverside CC) 25:35. Team: 5. Texas 120 (Polonski #1 Texas).

Indiana Collegiates - W. Lafayette, IN 10/16 - 8K (Women) 5K 1. Sarah Riley (Notre Dame/Campolindo HS, Moraga) 18:07...5. Stefanie Jensen (Notre Dame/South Lake Tahoe HS) 18:36.

Team: 1. Notre Dame 23 (Riley/Jensy 1-3 Notre Dame). (Men) 10. Kyle Dando (Purdue/Bellarmino HS, San Jose) 26:09. Team: 1. Purdue 66. (Dando #2 Purdue)

Univ New Orleans Inv - New Orleans 10/17 - 4.0 miles (Men) 7. Austin Matulonis (Univ New Orleans/Oak Ridge HS, El Dorado Hills) 20:40. Team: 4. Univ New Or 114 (Matulonis #1 UNO).

Pelican Cup - New Orleans, LA 10/10 - 5.0 miles (Women) 5K: 6. Tracy Fatone (SMU/Los Alamitos HS) 19:01. Team: 1. SMU 48. (Fatone #2 SMU). (Men) 5.0 miles 2. Ben Mestlen (SMU/Venice HS) 25:40. Team: 3. SMU 78. (Mestlen SMU #1).

Murray Keatinge Inv - Orono, ME 10/10 - 5.0 miles (Men): 7. Bill Branigan (Iowa/Glendora HS/UC Irvine) 25:31...11. Kyle Dando (Purdue, Bellarmine HS, San Jose) 25:44. Team: 1. Purdue 39...3. Iowa 53. (Branigan #2 Iowa, Dando #5 Purdue).

Tri-West Point, NY 10/2 - 5.0 miles (Men) 5. Mike Bernstein (Army/Garden Grove HS) 26:24. Team: 1. Army 19-Albany 39; Army 15-Siena 50. (Bernstein Army #5).

Florida Collegiates-Tampa, FL 10/16 - 5K (Women): 13. Desiree Joubert (Miami/Westlake HS) 19:22. Team: 11. Miami 324. (Joubert #1 Miami).

Big East - Franklin Park, Boston 10/24 - 5K (Women): 10. Becky Spies (Villanova/Livermore HS) 17:59. Team: 1. Villanova 28 (Spies #5 scorer Villanova). (Men) 5.0 Mi 2. Louie Quintana (Villanova/Arroyo Grande HS) 23:49...4. Terrence Mahon (Villanova/La Habra HS) 23:59...12. Dave Hartman (Villanova/Canyon HS, Canyon Country) 24:29. Team: 2. Villanova 54 (Providence 31). (Californians 1-2-3 Villanova).

Cougar Classic - Willis, TX 10/22 - 5K (Women): 5. Riva Rahl (Rice/Piedmont HS) 19:06. Team: 1. Rice 25. (Rahl #4 Rice).

Army/Navy - Annapolis 10/17 - 5.0 miles (Men) 9. Mike Bernstein (Army/Garden Grove HS) 25:38. Team: Navy 19-Army 37. (Bernstein #4 Army).

South Dakota State Inv - Brookings, SD 10/24 - 10K (Men) 1. Derrick Powers (Prairie Striders/Arroyo HS, El Monte/Mt. SAC) 31:03.2.

Rocky Mountain Athletic Conference - Hays, KS 10/24 - 8K (Men) 5. Peter De la Cerda (Adams St/Hart HS, Newhall) 24:21. Team: 1. Adams State 15. (De la Cerda Adams #5).

THANKS AGAIN--to all of those Coaches and Meet Directors who passed on the results included in this month's issue, especially Eric Twelt and Gary Brooks. Special thanks to our group around the state who help each fall with the CIF/Reebok State Cross Country rankings--Dennis McClanahan, Steve Ward, Willie Hammatz, Hal Daner, Peter Brewer, Steve Fagundes, and Jim Eckman.

CORRECTION TO LAST ISSUE...

Foothill Invitational (p. 28, October issue) -- Boys (races combined) should read:

3. Travis Moore (Hesperia) 15:15, 4. Steve Monje (South Hills) 15:18, 5. Jim Lyon (Hesperia) 15:20, 6. Mike Diliberto (Covina) 15:30.

Thank you, John Mahr, for bringing this to our attention.

California Track and Cross Country Coaches Alliance

1992-93 Membership Update:

In its fourth year the CALIFORNIA TRACK AND CROSS COUNTRY COACHES ALLIANCE continues to expand its scope, involvement, and improvement regarding our two sports within the state.

Why Should I Join The Coaches Alliance?

The CALIFORNIA TRACK AND CROSS COUNTRY COACHES ALLIANCE is the only organization in the state whose purpose is to improve the sports of Cross Country and Track and Field. Additionally, during the 91/92 year we honored 36 coaches throughout the state for their contributions to our sport.

Provides a unified voice for concerns regarding our sports to the governing bodies within the state. As experience shows a group consensus helps to bring about change more effectively than isolated individual concerns.

The COACHES ALLIANCE was directly involved in helping to create a change in the State Cross Country meet format from three divisions to four.

In an effort to assist coaches with their continued growth of knowledge regarding their sport, the COACHES ALLIANCE will be involved with clinics at Stanford, Fresno State, and San Diego during the month of January.

The State CIF has thought enough of the ALLIANCE to include two of its members on a select CIF Track and Cross Country Advisory Committee. Additionally, during the 92/93 season the ALLIANCE will assist the state office in helping to select section honor coaches for the state meet program.

What Do I Receive For My Membership?

COACHES ALLIANCE members will receive monthly editions of **California Track News**, the official publication of the ALLIANCE. Each month, members will be kept current with happenings around the state in the COACHES ALLIANCE section of the magazine. Both cross country and track will be covered.

COACHES ALLIANCE meetings organized around the **CIF/REEBOK** State Meets in Cross Country and Track and Field. Using representatives from all the various sections in the state, members will be able to make concerns regarding their sport heard.

If you would like to join, please fill out the following: (Please Print)

Name: _____

School: _____ Section: _____

Mailing Address: _____

City: _____ Zip: _____

Phone: Home (____) _____ School (____) _____



Dues for 1992/93 year (Tax Deductible) \$25.00 -- Individual Membership / \$50.00 -- School Membership*.
Make check out to Coaches Alliance and send to:

Dennis McClanahan--Treasurer ■ 4957 East Heaton Ave. ■ Fresno, CA 93727

***School Membership \$50** --- Schools will receive discounts for all members of their staff at clinics as well as a second copy of California Track News (you can have it sent to the library, or a second copy for your staff)

School: _____ Mailing Address: _____

City: _____ Zip: _____

Southern Section Organization

By DOUG SPECK

The Southern Section of California's CIF stretches from the Central Coast area (around San Luis Obispo) south to San Diego (with the L.A. City Section carved out of the center), includes the greater Orange and Inland Empire (San Bernardino and Riverside county) areas, and winds its way through the desert up the east side of the Sierra Nevadas to the Mammoth area. The 500 school section is fairly evenly divided up among the State Championship enrollment divisions, which makes for good balance when enrollment figuring is done for championship competition. The Section Commissioner has an administrative staff of three, three other directors of programs, and nine support personnel in the Cerritos office. The Section has an Executive Committee with representative from Section schools and a board of officers from that group who handle legislative matters within the Section, pass matters on to the State CIF, and deal with issues that come down from the State CIF and National Federation.

The sports of Cross-Country and Track and Field are currently supervised by Associate Commissioner Dean Crowley, who has working advisory committees of between eight and twelve in each of the sports. The word "working" is important in committee membership, as the Coaches and other personnel involved with the committees who meet a couple of times each year are responsible for considering and implementing changes in the sport in the Section, and organizing the running of the Section Championship qualifying and finals competitions. The Southern Section, under the Meet Directorship of Dean Crowley and Earl Engman has run the very successful recent State High School Track and Field Meets, with Cerritos seemingly a permanent site for that competition. With such a large section, to gather all the divisions for Cross Country prelims is a 30-32 race day from 8:00 a.m. until 4:00 p.m. at Championship site Mt. San Antonio College, with the four divisions of track having six hour prelim meets at four sites, then bringing nine qualifiers from each of those competi-

tions together for a mammoth ten hour divisional finals affair to qualify the top nine athletes from the four divisions for a State "Masters" Qualifying competition. Good organization and an effective staff is a must in such undertakings. The Southern Section has the leadership and organization to pull it off.

The Section Cross Country Advisory Committee is supported by a Southern Section Cross Country Coaches Association and the State Track and Cross Country Coaches Alliance, with the local Association having meetings four or five times during the Fall at Diamond Bar HS, kind of centrally located in the Section. Originally the group started as an "Orange County Cross Country Coaches Association," with that group deserving commendation for a move in meeting sites to attempt to include more Coaches from around the Section. Many significant issues come up at the meetings of the 30-50 coaches who attend these local association gatherings, and they are taken by representatives to the Section Advisory Committee meetings. A typical Southern Section Cross Country advisory committee meeting (this Fall's first) included agenda items on the dates for Championship Meets, a participation rule with an interpretation that came from the state where a team could consist of five athletes, a review of Section qualifying procedures (with last year the first where teams beyond the usual third place qualifying position from a league who had a chance to get to the state meet in a smaller enrollment division than those ahead of them in the league allowed into the Section prelims), and assignment of Section Championship responsibilities. For the record those Championship meet responsibility areas were: meet manager, assistant meet manager, starter, recall starter, announcer, scoring crew, finish line/timing group, clerical/programs, security, clean up, trainer, medical, stadium coordinator, ticket takers/sellers (yes, the section cross country meets at the securable Mt. SAC facility are money-makers), ticket boards, packets and distribution, parking administration and credentials, photographer, media/results,

envelopes for packets, reproduction machines, clerk of course, and radio rental (which all sounds like a pretty good big cross-country meet check-list). Again, the emphasis in the Southern Section is on "working" committees, with each person on the committee taking responsibility for gathering workers to handle at least one or more of the items mentioned on the above list.

For the sport of Cross Country the Section is divided into the four State enrollment divisions, with each division divided into half (Div 1A and 1AA large schools) for Section title purposes (eight section championship team titles awarded on both the Boys and Girls side in the 500 school section). The two halves of an enrollment division (six teams from each) compete in the same Section Finals race for spots on to the state meet (four teams overall and five individuals from each combined division) with the results broken down to determine a Section "A" and Section "AA" team champion and individual awards in each state enrollment division.

The eight person Track and Field advisory committee primarily has responsibility for running the four school size Section Prelim Meets. These six hour affairs at four different sites around the section typically have the three qualifiers from each of twelve to fifteen leagues in prelim heats and field event qualifying groups. The top nine qualifiers out of these Divisional Prelim meets will come together and compete for Divisional team and individual awards in a Section Division Championship Meet which is a ten hour affair at Cerritos College in mid-May. The top nine marks overall from this Divisional Meet (with all athletes competing on the same day under the same conditions, though in different divisions, for one of these nine spots at the next state qualifying level) will move on to the Section "Masters" State Qualifying competition a week prior to the State Meet. As Cerritos was given the state meet for a five year period and that commitment recently renewed by the state the fine running of that competition by Dean Crowley/Earl Engman and staff will continue for a time at Cerritos College in early June. The efficiency and style that the State Track and Field Meet is run bears witness to the organizational capabilities and quality of people power available and willing to volunteer their time for assistance with Sectional and State level competition for the Southern Section. ♦

PREP NOTES

Rating the State's Prep Track & Field Teams

By Ray Scofield and Doug Speck

Once again we thought it would be interesting to take a look at the State's prep track and field squads in a bit different a manner than the typical "end of season" championship competition, which typically score through five or six places. The scoring system used in the following ratings is as in recent years, with 50 points given for the top mark in one of the regularly contested championship events, 49 for the second best, all the way down to one point for the fiftieth best mark in an event. In the 100, 200, and short hurdles only accutrack times are used, with all wind-aided marks in all events omitted for consideration. Marks through July 1st are used. As most of our projects to pass the time, it is done in fun and as a different way to look at the teams in our sport.

Boys:

Coach Steve Nelson's Mt. Pleasant of San Jose team helped return the title to "speed city," a name given to the town that high school is located in when Coach Bud Winter at San Jose State had such quality dash athletes as Tommy Smith, Ronnie Ray Smith, and a host of others. On paper, the Cardinals were as quick as any California prep squad ever. Jarron Turner (10.64-21.67), Robert Rice (10.73), Jayson Pennywell (10.78), Richard Dupree (21.43-46.72), and Terry Fulton (14.46 HH-38.16 IH) gave the group "speed to burn." 41.15 and 3:18.32 relay groups were actually far short of their potential. Joel Martinez (1:55.84 800m), Mohammed Elmi (9:20.84 3200m), and Tong Vu (PV 14-2) made Coach Nelson's team, one that he had been molding for the last couple of years, far ahead of the pack. Dropped batons and other problems held the Mt. Pleasant squad back from all that it could have accomplished on the track at end of season championship time, but it is nice to see their recognition here.

Most of the rest of the top ten are familiar team names, with Bay area parochial schools St. Mary's (Berkeley) and St. Ignatius (San Francisco)

BOYS TOP 100 TEAMS

1. Mt. Pleasant, San Jose	461.5	51. Duarte	106.5
2. Muir, Pasadena	388	52. Fortuna	106
3. Bakersfield	367.7	53. Livermore	105.2
4. Vallejo	344	54. Locke, Los Angeles	100
5. Poly, Long Beach	333.5	Madera	100
6. St. Mary's, Berkeley	330.2	Southwest, San Diego	100
7. Wilson, Long Beach	329.9	57. Corcoran	99
8. St. Ignatius, San Francisco	312.5	58. Bellarmine, San Jose	98
9. Momingside, Inglewood	276	San Gabriel	98
10. Merced	259	60. San Benito, Hollister	97
11. Morse, San Diego	239	61. El Capitan, Lakeside	95.7
12. Upland	230.6	62. Liberty, Brentwood	95.4
13. West, Bakersfield	217.5	63. Westmoor, Daly City	95
14. Bishop O'Dowd, Oakland	217	64. St. Francis, Mountain View	94.9
15. Nogales, La Puente	213	65. Notre Dame, Riverside	94
16. Fontana	202	66. Wasco	93.5
17. Valley, Sacramento	201.5	67. Lincoln, San Francisco	92
18. Hawthorne	197	68. Loyola, Los Angeles	90.5
19. Valencia, Placentia	188	69. NoMonterey Co.,Castroville	89.1
20. San Pasqual, Escondido	180.9	70. Newport Harbor, NewportBch	88
21. Lemoore	172.9	71. Lakewood	87
22. Highlands, North Highlands	164	Sonora	87
23. Pius X, Downey	161	Yuba City	87
24. Peninsula, R.H.Estates	160.5	74. Agoura	85.6
25. Stagg, Stockton	159.5	75. Dorsey, Los Angeles	85.5
26. Newbury Park	156.5	76. Palma, Salinas	84
27. Eisenhower, Rialto	144.7	San Geronio, San Bernardino	84
28. Birmingham, Van Nuys	142	78. Rancho Buena Vista, Vista	83.9
29. Milikan, Long Beach	141.5	79. San Diego	83
30. Lincoln, San Diego	140.5	South, Bakersfield	83
31. Pittsburg	138	81. Colfax	82
32. Glendale	125	Esperanza, Anaheim	82
Helix, La Mesa	135	Leland, San Jose	82
34. Saddleback, Santa Ana	132	84. Mira Mesa, San Diego	81.5
35. San Marcos, Santa Barbara	130	85. Simi Valley	80.5
36. Dana Hills, Dana Point	129.5	86. Lynwood	80
37. Foothill, Santa Ana	128.5	87. Fremont, Sunnyvale	79
38. McAteer, San Francisco	127.5	88. Del Mar, San Jose	77.7
39. Fairfield	125.5	89. Carlmont, Belmont	77.5
40. Independence, San Jose	125	90. Channel Islands, Oxnard	77
41. Bella Vista, Fair Oaks	125	91. Cordova, Rancho Cordova	75
42. Woodbridge, Irvine	116.5	92. Cabrillo, Lompoc	74.5
43. Valley, Santa Ana	116	93. Oak Ridge, El Dorado Hills	74
44. Centennial, Corona	114.5	94. Escondido	73
45. Diamond Bar	114.1	Katella, Anaheim	73
46. Wilcox, Santa Clara	113	96. Bishop Amat, La Puente	71
47. Logan, Union City	112.9	Trabuco Hills, Mission Viejo	71
48. Hart, Newhall	112	98. North, Bakersfield	70.6
49. Eureka	108	99. Belmont, Los Angeles	70.5
50. Thacher, Ojai	107	Dominguez, Compton	70.5

PREP NOTES

Girls:

The state had some super squads this past spring! All of the teams in the top ten here are able to put a lot of good people on the track or in the field in many, many events, with each a very, very solid dual meet group. The two teams out in front with amazing totals, Long Beach Poly and Bishop O'Dowd (Oakland) are truly outstanding, the equal of any squad in the entire U.S.

Poly was absolutely dynamite up through the 400, with frosh stars Aminah Haddad (11.73-23.97) and Andrea Anderson (11.77-24.11) backed up by Andrea's cousin, Channele Anderson (12.07-24.87-18-6 LJ), and Marquita Knight (12.37-25.29-37-11 1/4 TJ) one the state's top ever sprint crews. Latasha Prothro (55.89 400), Jo'launa Gilford (58.16 400), Zandrea Shorts (14.67 LJ- 45.10 LH), 45.88 and 3:45.91 relay groups, and Pam Simpson (17-8 1/2 LJ) took the June State team title at Cerritos in addition to their win here. Bishop O'Dowd was equally as breath-taking as a team. Lesa Parker (11.61-24.08) and Bisa Grant (12.01-24.79- 14.38 LH) fueled a 47.09 400m relay group, with Maya Green (56.20), Miesha Marzell (2:09.84-4:56.90c), Angelica Randall (2:19.0-5:11.34), Angela Dalke (11:07.55 3200), Aisha Sims (44.59 LH-5-8 HJ), a 3:47.29 1600m relay team, and Jamilla Churchill (5- 4 HJ) all very solid.

GIRLS TEAM POINTS-TOP 100

1. Poly, Long Beach	598
2. Bishop O'Dowd, Oakland	572
3. Morningside, Inglewood	484.5
4. Thousand Oaks	397.5
5. Bakersfield	359
6. Muir, Pasadena	340
7. Logan, Union City	335.5
8. Mt. Pleasant, San Jose	294.5
9. Mt. Carmel, San Diego	277
10. Agoura	271.5
11. Vallejo	263
12. Skyline, Oakland	253
13. Hoover, Fresno	249.5
14. San Pasqual, Escondido	247
15. Independence, San Jose	235
16. West, Bakersfield	222.5
17. Fallbrook	218.5
18. Dorsey, L.A.	214
19. Clovis West, Clovis	211.5
20. Newport Harbor	207.5
North, Bakersfield	207.5

22. Torrance	198.5
23. Los Gatos	189.5
24. Fillmore	186
25. Edison, Huntington Beach	184
26. St. Francis, Mountain View	180.5
27. Nogales, La Puente	175.5
28. University, Irvine	174
29. San Ramon, Danville	172.5
30. Morse, San Diego	171.5
31. Burbank, Sacramento	163.5
32. Lompoc	163
Wilson, Long Beach	163
34. Hawthorne	162.5
35. Downey, Modesto	158.5
36. Pius X, Downey	155
37. Merced	153
38. Eisenhower, Rialto	151.5
39. Upland	142
40. Lyndood	141.5
41. Orange Glen, Escondido	129
42. Mission Viejo	128.5
43. Arcadia	128
44. San Marino	127
Seaside, Monterey	127
46. Hogan, Vallejo	124
47. Mt. Miguel, Spring Valley	111
48. Poway	109
49. Channel Islands, Oxnard	106
Orange Lutheran	106
Westlake, Westl Village	106
52. West Valley, Cottonwood	105
53. Aptos	102
54. Peninsula, RH Estates	101.5
55. Santa Rosa	99
56. Edison, Fresno	97.5
57. Fall River, McArthur	96.5
58. Menlo-Atherton, Ath	95.5
59. Fountain Valley	92
60. Atwater	91.5
Blair, Pasadena	91.5
62. Simi Valley	90
University, Los Angeles	90
64. Arroyo Grande	88
65. Lynbrook, San Jose	86.5
66. St. Ignatius, SF	85
67. Paramount	83.5
68. Serra, San Diego	83
Temecula Valley	83
Ygnacio Valley, Concord	83
71. Folsom	82.5
72. Crenshaw, L.A.	81
73. St. Bernard, PDR	80
74. Livingston	79
Nevada Union, Gr Valley	79
76. Tulare	78.5
77. Santa Monica	78
78. Sunny Hills, Fullerton	77
79. Palmdale	76.5

80. Casa Grande, Petaluma	76
81. Quartz Hill	75.8
82. Pittsburg	75
Watsonville	75
84. Franklin, Stockton	74
85. Amador Valley, Pleasanton	73
86. Mission Bay, San Diego	72.5
87. Woodland	71.5
88. Monta Vista, Cupertino	70
89. Halfix, La Mesa	69.5
Wasco	69.5
91. Del Mar, San Jose	67.5
92. Bella Vista, Fair Oaks	67
93. Compton	66
94. Gardena	64.5
95. Dana Hills, Dana Point	63.5
Foothill, Santa Ana	63.5
97. Bullard, Fresno	63
98. Mills, Millbrae	62.5
99. Bishop Montgomery, Torrance	62
100. Highlands, North Highlands	61

Top Ten Combined Programs

The Poly (Long Beach) Jackrabbits rocketed through the 1992 season like their name says, with the Girls team joined on the male side by such fine stars as Bryan Woodward (48.61 400-1:50.22 800m), Barry Massey (38.96 1H-48-11 TJ), and Xavier Powell (48-6 1/4 TJ) to total an amazing 931.5 points!

	Boys	Girls	Total
1. Poly, Long Beach	333.5	598	931.5
2. Bishop O'Dowd (Oakland)	217	572	789
3. Morningside (Inglewood)	276	484.5	760.5
4. Mt. Pleasant (San Jose)	461.5	294.5	756
5. Muir (Pasadena)	388	340	728
6. Bakersfield	367.7	359	726.7
7. Vallejo	344	263	607
8. Wilson (Long Beach)	329.9	163	492.9
9. Logan (Union City)	112.9	335.5	448.4
10. West (Bakersfield)	217.5	222.5	440


BOYS --TOP TEN INDIVIDUALS

Interestingly, Villanova-bound Todd Tressler (let's hope Uncle Marty Stern has as much luck with Todd as he did with Louie Quintana his frosh year--Louie ran 3:41.7 for 1500m) off a 1:53.2 800m, 4:10.70 1600m, and 9:08.0 3200m was our all-around point winner. Second placer Shante Williams, the classy Maryland transfer, was not able to finish out his year, pulling in Section qualifying action, or he might have been able to overcome the San Marcos winner.

continued next page...

PREP NOTES

1. Todd Tressler (San Marcos, S Barbara) 130
(800; 1600; 3200)
2. Shante Williams (Independence, SJose) 125
(400; 110H; 300H; LJ)
3. *Edward Turner (Morningside, Inglewood) 109
(200; 400; LJ)
4. Marcus Stokes (Thacher, Ojai) 107
(110H; 300H; LJ)



TODD TRESSLER

Photo by Bill Leung, Jr.

5. Jeff Buckey (Bakersfield) 100
(SP; Disc)
- Riley Washington (Southwest, San Diego) 100
(100; 200)
7. Ryan Crane (Dana Hills, Dana Point) 99
(400; 110H; 300H)
- Chris Redmond (Vallejo) 99
(100H; 300H)
9. Gentry Bradley (Plus X, Downey) 98
(100; 200)
- Daniel Das Neves (Helix, La Mesa) 98
(1600; 3200)
- Angel Martinez (San Gabriel) 98
(1600; 3200)

GIRLS -- TOP TEN INDIVIDUALS

Kam Warner, the sprinting, hurdling, and jumping star from West, Bakersfield amassed

enough in four events to handle the three first place efforts by Marion Jones (Thousand Oaks), with Warner having 25.03 200m, 13.94 (100mLH), 20-6 1/4 (LJ), and 38- 11 1/2 (TJ) bests to total her 170 points.

1. Kam Warner (West, Bakersfield) 170
(200; 100H; LJ; TJ)
2. *Marion Jones (Thousand Oaks) 150
(100; 200; 400)
3. Tanya Lazar-Lea (Vallejo) 140
(100H; 300H; HJ; LJ)
4. Cherice Ellison (Mt. Pleasant, San Jose) 121.5
(100; 200; LJ)

5. Bisa Grant (Bishop O'Dowd, Oakland) 117
(100; 200; 100H)
6. *Milena Glusac (Fallbrook) 116
(800; 1600; 3200)
7. *Channelle Anderson (Poly, Long Bch) 111
(100; 200; LJ)
8. Kayla Montgomery (Clovis West) 107.5
(100H; LJ; TJ)
9. Twila Sims (Lompoc) 100
(100H; 300H)
10. Erin Blunt (San Pasqual, Escondido) 97.5
(100H; 300H)

ATTENTION MEET DIRECTORS OF CALIFORNIA HIGH SCHOOL INVATIONALS

In the January 1993 issue of California Track News the California Coaches Alliance will list all of the spring invationals for the upcoming track and field season.

We want to include *your* meet in the listing. Please complete the form below and send to CTN, 4957 E. Heaton Ave., Fresno, CA 93727 or FAX (209) 255-4904; the **DEADLINE IS DECEMBER 1**. Thank you!!

CIF Section _____

Meet Name _____

Meet Date _____

Sponsoring School _____

Meet Director _____

Contact Phone # _____

Open to school outside your section? Yes No
Event emphasis? Relay Individual

**Return to: California Track News
4957 E. Heaton Ave.
Fresno, CA 93727 FAX (209) 255-4904**

REMEMBER...THE DEADLINE IS DECEMBER 1

PREP NOTES

Southern
Section Meet
ResultsLacy Park Invitational
San Marino - Thursday, September
24th.

This San Gabriel Valley meet gathered about half a dozen schools to the San Marino HS home course at Lacy Park. The host Titans have been one of the State's stronger Division III teams the last few years with the potential to be very tough again once again in 1992.

San Gabriel's Oscar Estrada was the individual winner on the Boys side in a fine early season 15:46, with Lee Zuckerman leading the San Marino charge to victory (43 points) with a 16:00 in second. Allison Twist (San Marino) handled Ryan Sartwell (Arcadia) 19:31 to 19:47 on the Girls side, with the Titans totalling a very low 22 points to win there.

Results:

Girls: 1. *Allison Twist (San Marino) 19:31, 2. *Ryan Sartwell (Arcadia) 19:42, 3. *Andrea Canales (Alhambra) 19:47, 4. *Stephanie Norberg (San Marino) 19:48, 5. *Kim Gardner (San Marino) 20:15, 6. Joy Vandenberg (San Gabriel) 20:28. (Team) 1. San Marino 22, 2. Alhambra 58, 3. San Gabriel 60, 4. Schurr (Montebello) 98.
Boys: 1. *Oscar Estrada (San Gabriel) 15:46, 2. *Lee Zuckerman (San Gabriel) 16:00, 3. *Hector Maciel (Alhambra) 16:01, 4. *Ben Nichols (San Marino) 16:05, 5. *Adrian Baca (Schurr, Montebello) 16:05, 6. *Victor Capetillo (San Gabriel) 16:11, 7. *Jeff Flanders (Arcadia) 16:18. (Team) 1. San Marino 43, 2. San Gabriel 58, 3. Alhambra 74, 4. Arcadia 75.

Rosemead Invitational

Rosemead HS - Saturday, September

19th. The quick, flat three mile campus course at Rosemead was the site of this meet which attracts a number of schools from the western San Gabriel Valley. Baldwin Park's soph Liz Robles had the day's quickest Girls time with an 18:54 win over San Marino's Allison Twist (19:12); with Duarte's senior race winner Ramon Serratos 15:46 joined under 16:00 by the junior titlest, Oscar Estrada (San Gabriel) 15:54.

Results:

Girls: (Frosh/Soph): 1. *Liz Robles (Baldwin Park) 18:54, 2. *Allison Twist (San Marino) 19:12, 3. *Tracy Maxwell (Maranatha, Sierra Madre) 20:47, 4. *Lisa Dillerto (Covina) 20:55. (Junior/Senior) 1. *Stephanie Norberg (San Marino) 19:35, 2. Kendra Germann (Glendora) 20:03, 3. *Andrea Canales (Alhambra) 20:07, 4. *Ryan Sartwell (Arcadia) 20:14, 5. *Kim Gardner (San Marino) 20:17, 6. *Elly Mann (La Puente) 20:21, 7. *Lonna Stacey (Arcadia) 20:34.
Team Times: 1. San Marino 100:50, 2. Glendora 106:55, 3. Arcadia 107:47, 4. San Gabriel 109:08, 5. La Puente 109:24, 6. Bell Gardens 110:15, 7. Covina 111:53.
Boys: (Frosh) 1. John Hake (Arroyo, El Monte) 17:00, 2. Julio Serratos (Duarte) 17:38. (Soph) 1. Bagiya Goometille (Covina) 16:17, 2. Joseph Garcia (Maranatha, SM) 16:47. (Jr) 1. Oscar Estrada (San Gabriel) 15:54, 2. Joey Hernandez

(Glendora) 16:06, 3. Lee Zuckerman (San Marino) 16:06, 4. Edgardo Diaz (Bell Gardens) 16:14, 5. Jeff Flanders (Arcadia) 16:18. (Sr) 1. Ramon Serratos (Duarte) 15:46, 2. Hector Maciel (Alhambra) 16:01, 3. Ben Nichols (San Marino) 16:08, 4. Chris Ford (Glendora) 16:14, 5. Jason Biagg (Los Altos, Hacienda Heights) 16:17, 6. Adrian Baca (Schurr, Montebello) 16:29.

Team Times: 1. Covina 83:09, 2. San Marino 83:38, 3. La Puente 84:23, 4. San Gabriel 84:24, 5. Bell Gardens 85:06, 6. Maranatha (Sierra Madre) 85:09, 7. Glendora 85:23.

Dana Hills Invitational

Saturday, October 3rd - Dana Hills HS

The very, very quick campus course at Dana Hills HS had its usual large turnout of quality teams and individuals for its 1992 affair, with over 70 schools taking part.

Some of the nation's best teams were on display, with the Irvine and Edison (Huntington Beach) girls squads, and state Division II (Katella, Anaheim) and Division III (Newport Harbor) Boys teams quick. Establishing a new course record was San Diego High junior Mebrahton Keflezighi at 14:37, while Erica Sumi (Wilson, Long Beach) continues to run super, winning here at 17:22. The Irvine girls team, ranked 15th nationally by Harrier Magazine, rode the fine individual performances of Kelly Roda (17:27 2nd to Sumi in her race) and Jennifer Gillis (17:53) to a slight team time victory (91:54-92:06) over a very deep Edison (Huntington Beach) squad. Edison is ranked 7th nationally. Katella, with a powerful Boys group led by the trio of Mike Love (14:53), Mike Moreno (14:55) and Delfino Resendiz (15:07) averaged 15:15 for this course to total 76:26 when the top five times were added up. Newport, surviving a heck of a scare a couple of days previous when star Jared Overton broke a wrist at the start of a tight course in a dual meet, had Jared (cast and all) and the group total 77:00, a 15:24 average, very tough for a State Division III school.

African native, Mebrahton Keflezighi (San Diego), 9:17 last year as a soph for 3200 meters, continues to roll through Invitationals this Fall, with his 14:37 here better than some very good people have raced through the years.

Results:

Girls:
(Div I) (Jr/Sr) 1. -Erica Sumi (Wilson, Long Beach) 17:22, 2. -Kelly Roda (Irvine) 17:27, 3. -Christine Lewis (Wilson, Long Beach) 17:36, 4. *Jennifer Gillis (Irvine) 17:53, 5. -Christina Blackmer (Upland) 17:57, 6. *Meaghan Mayes (Capistrano Valley, Mission Viejo) 17:59, 7. -Miriam Niednagel (Buena, Ventura) 18:15, 8. -Kim Foster (Fountain Valley) 18:22. (Team) 1. Irvine 74. (Soph) 1. Bree Frigo (El Toro) 18:03, 2. Amy Van Atta (Buena, Ventura) 18:24, 3. Mariel Gray (Mira Mesa, San Diego) 18:30, 4. Angela Nelson (El Toro) 18:39, 5. Jana Colletti (El Toro) 18:45. (Team) 1. El Toro 42. (Fr) 1. Amber Davison (Alta Loma) 18:23, 2. Jessica Corbin (Irvine) 18:49, 3. Erin Livermore (Irvine) 18:50, 4. Amber Bunch (Temecula Valley, Temecula) 18:57. (Team) 1. Capistrano Valley (Mission Viejo) 60.
(Div II) (Jr/Sr) 1. *Kim Nelson (Canyon, Anaheim) 17:33, 2. *Gwen Twist (Newport Harbor, NBH) 17:53, 2. *Andrea Steinberger (Mission Viejo) 17:57, 4. -Liza Alexander (Tustin) 18:01, 5.

*Janndee Evans (Edison, HB) 18:08, 6. -Danielle Pekar (Rubidoux, Riverside) 18:08, 7. *Janna Evans (Edison, HB) 18:19, 8. *Laura Flatauer (Canyon, Ana) 18:19, 9. *Caren Anderson (Mission Viejo) 18:23, 10. -Heather Davidson (Newport Harbor) 18:32, 11. -Susanna Peinado (Point Loma, San Diego) 18:36. (Team) 1. Edison 63. (So) 1. Jennifer Formosa (Edison, Huntington Beach) 18:20, 2. Elyse Homberger (Edison, HB) 18:26, 3. Jeannie Formosa (Edison, HB) 18:51, 4. Sandy Harriger (St. John Bosco, Bellflower) 19:10. (Team) 1. Edison 51. (Fr) 1. Lyed Gozal (Beverly Hills) 18:09, 2. Tiffani Kinder (Vista) 18:52, 3. Emma Ashley (Vista) 19:25. (Team) 1. Vista 48.

(Div III) (Jr/Sr) 1. *Catherine Litchfield (South Pasadena) 18:14, 2. *Danielle Coleman (Mission Bay, San Diego) 18:38, 3. *Lynette Alfaro (South Pasadena) 18:50, 4. -Tina Schroyer (Rio Mesa, Oxn) 19:06, 5. *Stephanie Norberg (San Marino) 19:11, 6. -Kristen Matheson (Santa Margarita, Rancho SM) 19:16. (Team) 1. Santa Margarita (Rancho SM) 47. (So) 1. Allison Twist (San Marino) 18:37, 2. Stacy Edwards (Gahr, Cerritos) 19:05, 3. Rachael Moeller (Mission Bay, San Diego) 19:13, 4. Emily McFarland (South Pasadena) 19:17, 5. Erin Stewart (Santa Margarita, Rancho SM) 19:32. (Team) 1. Santa Margarita (Rancho SM) 56. (Fr) 1. Peggy Hall (Trabuco Hills, Mission Viejo) 19:21, 2. Sally Distad (Rio Mesa, Oxnard) 20:27. (Team) 1. Rio Mesa (Oxnard) 48.

Overall Team Times: 1. Irvine 91:54, 2. Edison (Hunt Boh) 92:06, 3. Newport Harbor (Newport Beach) 93:43, 4. El Toro 93:44, 5. Wilson (Long Beach) 94:22, 6. Upland 94:28, 7. Canyon (Anaheim) 94:30, 8. Buena (Ventura) 94:31, 9. Tustin 95:26, 10. Capistrano Valley (Mission Viejo) 96:02, 11. Dana Hills 96:05, 12. San Marino 96:38, 13. Vista 96:55, 13. Poway 96:59, 14. South Pasadena and Santa Margarita (Rancho SM) 97:06.

Boys:

(Div I) (Sr) 1. Jim Cera (Upland) 14:40, 2. Chad Wenger (Mira Mesa, San Diego) 14:55, 3. Johnny Simpson (Upland) 15:07, 4. Jeff Higginbotham (Poway) 15:10, 5. David Niednagel (Dana Hills) 15:14, 6. Nate Jobe (Buena, Ventura) 15:16. (Team) Upland 53. (Jr) 1. Federico Duran (Santa Ana) 15:09, 2. Andrew Christopherson (Redlands) 15:20, 3. Julio Cordero (Saddleback, Santa Ana) 15:25. (Team) Santa Ana 71. (Soph) 1. Tedros Berhane (Redlands) 15:03, 2. Adalberto Sanchez (Capistrano Valley, Mission Viejo) 15:27, 3. Hector Ochoa (Saddleback, SA) 15:31, 4. James Underman (Capistrano Valley, MV) 15:37. (Team) 1. Saddleback (Santa Ana) 79. (Frosh) 1. Wenceslao Morales (Santa Ana) 15:54, 2. Larry Henderson (Mira Mesa, SD) 16:11, 3. Ricardo Ochoa (Saddleback, SA) 16:16. (Team) 1. Saddleback, SA 91.

(Div II) (Sr) 1. Mike Love (Katella, Anaheim) 14:53, 2. Nathan Elston (University, Irvine) 15:09, 3. Sky Peterka (Newport Harbor, Newport) 15:13, 4. Jared Overton (Newport Harb, NB) 15:16, 5. Dylan Guggenmos (Newport Harb, NB) 15:22. (Team) 1. Newport Harbor 75. (Jr) 1. Mike Moreno (Katella, Anaheim) 14:55, 2. Delfino Resendiz (Katella, Ana) 15:07, 3. Rondie Gibbs (Rubidoux, Riverside) 15:12, 4. Brendan Mahon (La Habra) 15:30. (Team) 1. Katella 48. (So) 1. Trevor Sybert (Vista) 15:26, 2. Shahzad Dezaad (Newport Harbor, NB) 15:31, 3. Jeremy Mordock (Villa Park) 15:44, 4. Charles Gatchell (La Habra) 15:54. (Team) 1. La Habra 103. (Fr) 1. Louis Ochoa (Rubidoux, Riverside) 15:45, 2. Jason Land (Vista) 15:55, 3. Mike Gavar (Tustin) 16:01. (Team) 1. Rubidoux (Riverside) 90.

(Div III) (Sr) 1. Ramon Serratos (Duarte) 15:27, 2. Akili Keflezighi (San Diego) 15:35, 3. Lawrence Liu (South Pasadena) 15:50. (Team) 1. Glendora 79. (Jr) 1. Mebrahton Keflezighi (San Diego) 14:37. (COURSE RECORD), 2. Jose Melgar (San Diego) 14:58, 3. Mike Pendergraph (Norte

Vista, Riv) 15:18, 4. Lee Zuckerman (San Marino) 15:26, 5. Matt Huss (Santa Margarita, Rancho SM) 15:30, 6. Warren Wolf (San Marino) 15:34, 7. John Stires (St. Francis, La Canada) 15:45. (Team) 1. Norte Vista (Riverside) (So) 1. Richard Chisolm (San Marino) 16:21, 2. Danny Phillips (St. Francis, La Canada) 16:30. (Team) 1. Foothill (Santa Ana) 61. (Fr) 1. Mario Argueta (Jurupa Valley, Mira Loma) 15:20, 2. Julio Serratos (Duarte) 16:44. (Team) 1. Glendora 90.

Overall Team Times: 1. Katella (Anaheim) 76:26, 2. Newport Harbor (Newport Beach) 77:00, 3. Dana Hills 77:37, 4. Redlands 77:44, 5. Saddleback (Santa Ana) 78:13, 6. Upland 78:21, 7. Santa Ana 78:36, 8. Buena (Ventura) 78:47, 9. Mira Mesa (San Diego) 78:54, 10. Vista 79:15, 11. La Habra 79:40, 12. El Toro 79:50, 13. Poway 79:55, 14. San Diego 79:56, 15. Villa Park 80:04.

Dos Pueblos (Goleta) Invitational

Dos Pueblos HS - Friday, October 9th.

This "by-grade" Meet on the Dos Pueblos HS course always brings in some good groups, with the three person teams per grade added up for overall team winners. Host Dos Pueblos was the Boys overall winner, with Channel Islands (Oxnard) taking the Girls overall title. Some fine individual running took place during the day, with senior race winners German foreign exchange student Karen Bockel (Nordhoff, Ojai) (18:00) and Nathan Jobe (Buena, Ventura) (15:41) the quickest of the day. San Marino showed strength near the top of the Boys races, with Lee Zuckerman (15:50) and Warren Wolf (15:54) 1-2 in the eleventh grade race, and Ben Nichols (15:49) second at the senior level.

Results:

Girls: (Frosh) 1. Heather Drun (Nordhoff, Ojai) 21:31, 2. Erika Huerta (Fillmore) 21:45, 3. Rio Mesa 15. (Soph) 1. Allison Twist (San Marino) 19:30, 2. Amy Van Atta (Buena, Ventura) 19:51, 3. Monica Berlin (Nordhoff, Ojai) 20:18, 4. San Marino 20. (Junior) 1. Gabriela Rodriguez (Oxnard) 18:56, 2. Kim Gardner (San Marino) 19:54, 3. Alma Vela (Channel Islands, Oxnard) 19:59, 4. Teresa Deacen (Buena, Ventura) 20:16, Buena 25. (Sr) 1. Karen Bockel (Nordhoff, Ojai) 18:00, 2. Miriam Niednagel (Buena, V) 19:08, 3. Tiffany Marra (Rio Mesa, Oxnard) 19:24, 4. Nymid Sois (Channel Isl, Oxn) 19:35, 5. Christy Ruffin (Buena, V) 19:41, 6. LeBicia Perez (Channel Isl, O) 19:49, 7. Lorena Perez (Channel Isl, O) 20:20. Channel Islands, Oxnard 17. (Overall Team) 1. Channel Islands (Oxnard) 77, 2. Nordhoff (Ojai) 82, 3. Buena (Ventura) 88, 4. Rio Mesa (Oxnard) 95.

Boys: (Fr) 1. Omar Vega (Nordhoff, Ojai) 17:05, 2. Ryan Gentry (San Marino) 17:28, 3. Dos Pueblos 12. (Soph) 1. Javier Ramirez (Nordhoff, Ojai) 16:08, 2. Francisco Sandoval (Channel Isl, O) 16:11, 3. Channel Islands 17. (Jr) 1. Lee Zuckerman (San Marino) 15:50, 2. Darren Wolf (San Marino) 15:54, 3. Oswaldo Servin (Fillmore) 16:10, 4. Micah Robles (Nordhoff, Oj) 16:11, 5. Jeffrey Loomis (Dos Pueblos, Gol) 16:21, 6. Will Johnson (Nordhoff, Oj) 16:24, 7. Nordhoff (Ojai) 24. (Sr) 1. Nathan Jobe (Buena, Ventura) 15:41, 2. Ben Nichols (San Marino) 15:49, 3. Fermin Lopez (Rio Mesa, Oxn) 16:36, 4. San Marino 23. (Overall Team) 1. Dos Pueblos 73, 2. San Marino 79, 3. Nordhoff (Ojai) 104, 4. Buena (Ventura) 118.

California Track and Cross Country Coaches Alliance

PREP NOTES

Atascadero Invitational Saturday, October 10th

The Atascadero Invite included about a dozen teams divided into two school-size divisions, with some fine Central Section powers joining the coastal area Southern Section and Central Section squads. Highly ranked in state groups from McFarland (Boys and Girls) and Division III Boys power statewide, Lemoore, showed special strength in wins this day.

Two fine Morro Bay stars with their Small School race wins, soph Dave Mitchell (16:23) and junior Faye Roundy (20:30) had the day's quickest individual times.

Results:

Girls: (Large Schools) 1. Sarah Dawson (Hoover, Fresno) 20:56, 2. Juli Asmus (Royal, Simi Valley) 22:30, 3. Kim Gerhard (Royal, SV) 22:34, 4. Kim Crosbie (Royal, SV) 22:54. **Team:** 1. Royal 36, 2. Hoover (Fresno) 47, 3. Lemoore 65. **(Small Schools)** 1. Faye Roundy (Morro Bay) 20:30, 2. Kate Roy (Atascadero) 21:32, 3. Cindy Carter (McFarland) 21:43, 4. Lucia Sanchez (McFarland) 22:14, 5. Elster (Morro Bay) 22:19. **(Team)** 1. McFarland 37, 2. Atascadero 47, 3. King City 93, 4. Paso Robles 114.

Boys: (Large Schools) 1. Chad Cook (Royal, Simi Valley) 17:19, 2. Chris Coleman (Lemoore) 17:37, 3. Tim Henry (Sanger) 17:57, 4. Timmerman (Mt. Whitney, Visalia) 18:01, 5. Bolis (McLane, Fresno) 18:02. **(Team)** 1. Lemoore 40, 2. McLane (Fresno) 65, 3. Sanger 6, 4. Mt. Whitney (Visalia) 65. **(Small Schools)** 1. (Small School) 1. Dave Mitchell (Morro Bay) 16:23, 2. Jose Sanchez (McFarland) 16:32, 3. Joey Taverner (Morro Bay) 16:55, 4. Galvin Gonzalez (McFarland) 17:06, 5. Gabriel Diaz (McFarland) 17:10. **(Team)** 1. McFarland 27, 2. Morro Bay 40, 3. Paso Robles 60, 4. King City 115.

San Gabriel Valley Invitational

Mt. San Antonio College. Saturday, October 10th.

A group of schools from the greater San Gabriel Valley met at the popular Mt. SAC course for their annual competition. On a cool morning there were some good times as individuals and teams get into shape at the half-way point of the regular season. This is a meet where the #1 runners from each team run against each other, the #2's in a second race, and so on through 7 athletes, with separate JV and Fresh/Soph for others.

Two Boys teams, Rowland (Rowland Heights) (Large Schools) and a very improved La Puente (Small Schools), stood out in the competition. Coach Don Blair at Rowland has a fine tradition, with the team's performance this day easily their best in 1992. Luis Baca led the Rowland charge with his "fastest of day" #1 runner race win at 15:57. The Rowland group was never worse than third through their first five runners, recording a fine 83:28 team time. La Puente, under Coach Frank Ebner is the most improved program in the area, with the squad averaging a fine 17:01 through five runners (85:08), an excellent Division III Section and Statewide performance.

Bishop Amat (La Puente) had the day's quickest Girls team clocking, a 105:39 in

winning the Large Schools run, with the La Puente parochial school's Megan Stewart the day's quickest at 20:36.

Results:

Girls: (Races combined) 1. Megan Stewart (Bishop Amat, La Puente) 20:36, 2. Ilbea Zamora (Arroyo, El Monte) 20:38, 3. Joy Vandenburg (San Gabriel) 20:47, 4. Elly Mann (La Puente) 20:54, 5. Anne Ebner (St. Lucy's, Glendora) 20:57, 6. Nancy Vallenevra (Bishop Amat, LP) 20:59.

Teams: (Large Schools) 1. Bishop Amat (La Puente) 105:39, 2. Arroyo (El Monte) 107:13, 3. San Gabriel 111:47, 4. Nogales (La Puente) 113:28. **(Small Schools)** 1. South Hills (West Covina) 111:07, 2. St. Lucy's (Glendora) 112:33, 3. Maranatha (Sierra Madre) 112:37, 4. La Puente 113:00.

Boys: (Races combined) -Luis Baca (Rowland, Rowl Hts) 15:57, 2. Oscar Estrada (San Gabriel) 16:20, 3. Miguel Martinez (Rowland, RH) 16:22, 4. Ricardo Perez (El Monte) 16:24, 5. Anthony Alvarez (Bishop Amat, LP) 16:26, 6. Luis Cervantes (Arroyo, El Monte) 16:31, 7. Steve Monje (South Hills, W Cov) 16:33.

Teams: (Large Schools) 1. Rowland (Rowland Heights) 83:28, 2. Arroyo (El Monte) 86:05, 3. San Gabriel 87:12, 4. Bishop Amat (La Puente) 87:33. **(Small Schools)** 1. La Puente 85:08, 2. Covina 85:49, 3. South Hills (West Covina) 87:52, 4. Maranatha (Sierra Madre) 88:54.

Yucaipa Invitational

Yucaipa H.S. - Saturday, October 3rd.

This annually very strong Inland Empire affair had fifty six schools come to Yucaipa High School for good competition in three divisions on the school's challenging three mile course.

An interesting mix of the old and new met with success in the competition. Fastest overall Boys team time of the day went to Ayala of Chino, a school with its first senior class this school year. The Bulldogs were Division III (Large) titleists with 49 points (83:47 team time) over Hesperia (57-84:02). Eisenhower's Jaime Bastidas has the day's quickest time in his 15:42 win in that division. Quickest girls of the day was Rebecca Villegas, a soph at Rialto HS (another new institution) with impressive Southern Cal Roadrunner age-group credentials, who won the Division II race at 18:39. Fastest girls team of the day was San Geronio (San Bernardino) who nipped Hesperia in the Division III (Large School) Girls event 76 (107:13)-81 (108:10).

Results:

(Girls) (Div I) 1. Beth Caster (Temescal Canyon, Lake Elsinore) 20:50, 2. Hawley (Serrano, Phelan) 21:06, 3. Megan Ericson (Whittier Christian, La Habra) 21:24, 4. Jill Gravois (Serrano, Phelan) 21:34, 5. Dixie Duncan (Beaumont) 21:39, 6. Therrien (Murrietta Valley, Murrietta) 21:54. **(Team)** 1. Serrano (Phelan) 52 (113:20), 2. Temescal Canyon (Lake Elsinore) 63 (114:26), 3. Murrietta Valley (Murrietta) 66 (115:00).

(Div II) 1. Rebecca Villegas (Rialto) 18:39, 2. Jamie Bascom (Elsinore, Lake Elsinore) 19:10, 3. Klassen Van Oorschot (Arlington, Riverside) 19:14, 4. Candie White (Elsinore, Lake Elsi) 20:20, 5. Laila Knoll (Barstow) 20:23, 6. Londa Knoll (Barstow) 20:25. **(Team)** 1. Yucaipa 84 (108:27), 2. Elsinore (Elsinore, Lake Elsinore) 105 (107:57), 3. Rim of World (Lake Arrowhead) 118 (111:17), 4. Barstow 139 (116:17).

(Div III) 1. Kathleen Castruita (Victor Valley,

Victorville) 19:59, 2. Barrantes (Moreno Valley) 20:00, 3. Crystal Harris (San Geronio, San Bernardino) 20:09, 4. Kasey Mathis (Centennial, Corona) 20:09, 5. Christal Smith (Victor Valley, Victor) 20:28, 6. Clara Delatorre (Palm Springs) 20:36. **(Team)** 1. San Geronio (San Bernardino) 76 (107:13), 2. Hesperia 81 (108:10), 3. Hemet 96 (109:06), 4. Ayala (Chino) 137 (112:14).

(Boys) (Div I) 1. Antonio Ochoa (Salesian, L.A.) 16:01, 2. Edward Santillan (Salesian, L.A.) 16:47, 3. Victor Mencias (Cathedral, L.A.) 17:07, 4. Miguel Maria (Salesian, L.A.) 17:13, 5. Jay Myers (Serrano, Phelan) 17:13, 6. Jeff Rutter (Whittier Christian, La Habra) 17:17. **(Teams)** 1. Salesian (L.A.) 42 (65:40), 2. Serrano (Phelan) 66 (87:58), 3. Cathedral (L.A.) 117 (90:11), 4. Whittier Christian (La Habra) 130 (90:29).

(Div II) 1. Jaime Martinez (Orange) 15:51, 2. Vic Carter (Rim of World, Lake Arrowhead) 15:22, 3. Joe Bedorthe (Little Rock) 16:31, 4. Scott McDonald (Elsinore, Lake Elsinore) 16:48, 5. Arnold (Little Rock) 16:55, 6. Vincent Rodriguez (Barstow) 16:56. **(Team)** 1. Little Rock 80 (86:12), 2. Yucaipa 84 (86:36), 3. Barstow 98 (87:16), 4. Orange 121 (86:14).

(Div III) 1. Jaime Bastidas (Eisenhower, Rialto) 15:42, 2. Jeff McCarty (Ayala, Chino) 16:16, 3. Javier Franco (Centennial, Corona) 16:26, 4. Justin Lockhart (Palm Springs) 16:30, 5. D Russell (Ayala, Chino) 16:30, 6. Travis Moore (Hesperia) 16:31, 7. Jim Lyon (Hesperia) 16:32, 8. Anthony Leger (Apple Valley) 16:45. **(Team)** 1. Ayala (Chino) 49 (83:47), 2. Hesperia 57 (84:02), 3. Palm Springs 76 (84:48), 4. Eisenhower (Rialto) 113 (85:09), 5. Centennial (Corona) 128 (86:59), 6. Apple Valley 149 (87:42).

Fountain Valley/Huntington Beach Central Park Invitational

Central Park (Huntington Beach), October 10th The popular Central Park Invitational attracted over fifty schools to this meet which usually promises cool "near the beach" weather and some very good competition. Some of the area's best teams and individuals had visitors from Nevada, San Diego and a fine Del Campo (Fair Oaks) team.

A rapidly improving and very young Thousand Oaks Boys team ventured out from Ventura County and raced to a very, very impressive 77:45 team time. This time was easily the day's fastest, and turned out to be significantly quicker than the 78:57 run by the nation's #1 ranked Mission Bay team in another race. Thousand Oaks features four underclass athletes in their top five! Mission Bay's Devin Elizondo had another breathless race with San Diego HS rival Mehbratom Keflezighi. This is the third in a series that started at Woodbridge, where Elizondo outkicked his San Diego HS rival in the final 50 yards as both clocked 14:49, with that race followed up a week later by a Keflezighi victory at Laguna Hills by a narrow 2 seconds. The duo is also outstanding on the track, with Elizondo 9:19.70 and the San Diego HS star 9:18.79 as the state's quickest soph last spring for 3200m. Elizondo is Div II in section and state competition with Keflezighi, from Etria (area that was part of Ethiopia but has broken away). Div I Junior Brandon Del Campo of Thousand Oaks raced a fine 15:04 in his Divisional win, with Upland's

Jim Cera continuing his fine season with a 15:10 Div I win here.

Easily the day's quickest individual girls time came from Kinney National Finalist Christina Blackmer (Upland), who raced 17:56 in leading her school to a Div I win with 36 points and easily the day's quickest team time (by over five minutes!) at 96:24. Coach Bob Sprung's Highlander crew is extremely talented and continuing to improve!

Results:

(Girls) (Div I) 1. Christina Blackmer (Upland) 17:56, 2. Amber Davidson (Alta Loma) 18:37, 3. September Cortes (Alta Loma) 18:46, 4. Kelly Perkins (Upland) 18:53, 5. Sarah Dickerman (Del Campo, FO) 19:09, 6. Wendy Sosa (North Torrance, Torri) 19:35, 7. Amber Parkinson (Orange Lutheran, Orange) 19:37, 8. Erica Neher (Upland) 19:46, 9. Robin Harris (Upland) 19:50, 10. Julie Cox (Del Campo, Fair Oaks) 19:51, 11. Erin O'Keefe (Poly, Long Beach) 19:55. **(Teams)** 1. Upland 36 (96:24), 2. Alta Loma 120 (101:55), 3. Del Campo (Fair Oaks) 134 (103:41), 4. Saddleback (Santa Ana) 154 (105:36).

(Div II) 1. Myrna Arana (Chula Vista) 19:09, 2. Tara Marsden (1000 Oaks) 19:31, 3. Stacy Edwards (Gahr, Carrizosa) 19:37, 4. Katie Litchfield (Patrick Henry, San Diego) 19:37, 5. Kathleen Castruita (Victor Valley, Victorville) 19:41, 6. Kim Mortenson (1000 Oaks) 19:49, 7. Molly Hartough (Huntington Beach) 19:56. **(Team)** 1. Santa Margarita (Rancho Santa Margarita) 106 (103:54), 2. Thousand Oaks 106 (103:18) (SM better 6th runner), 3. Chula Vista 115 (103:41), 4. Torrance 153 (106:12), 5. Glendora 171 (107:04).

(Div III) 1. Kim Foster (Fountain Valley) 18:58, 2. Michaela Martinesco (Norwalk) 19:31, 3. Rachel Mosler (Mission Bay) 19:56. **(Team)** 1. Laguna Beach 56 (107:00), 2. Norwalk 76 (106:52), 3. Santiago 87 (110:52).

(Boys) (Div I) 1. Jim Cera (Upland) 15:10, 2. David Scherson (Del Campo, Fair Oaks) 15:20, 3. Konrad Knutson (Del Campo, FO) 15:24, 4. Johnny Ochoa (Saddleback, Santa Ana) 15:33, 5. Frederico Duran (Santa Ana) 15:38, 6. John Simpson (Upland) 15:44, 7. Raphael Santa Maria (Saddleback, SA) 15:58, 8. Hector Ochoa (Saddleback, SA) 16:01, 9. Andy Gilman (Bonanza, Las Vegas, NV) 16:03, 10. Glen Pinnerger (Del Campo, FO) 16:04. **(Team)** 1. Saddleback (Santa Ana) 58 (80:23), 2. Del Campo (Fair Oaks) 66 (80:04), 3. Upland 71 (80:20), 4. Santa Ana 84 (81:17). **(Soph)** 1. Andy Kastor (Fountain Valley) 16:17, **(Fresh)** 1. Hector Ochoa (Saddleback, SA) 17:37.

(Div II) 1. Brandon Del Campo (1000 Oaks) 15:04, 2. Jeff Fisher (Thousand Oaks) 15:23, 3. Chad Aldrich (1000 Oaks) 15:33, 4. Ben Flamm (Huntington Beach) 15:38, 5. Kevin Marsden (1000 Oaks) 15:42, 6. Frank Pierce (Eldorado, Las Vegas, NV) 15:44, 7. Matt Huss (Santa Margarita, Rancho SM) 15:53, 8. Ryan Wilkinson (Santa Margarita, Rancho SM) 16:01. **(Team)** 1. Thousand Oaks 20 (77:45), 2. Huntington Beach 85 (82:10), 3. Eldorado (Las Vegas) 149 (84:23), 4. Torrance 173 (85:24), 5. Green Valley (Las Vegas, NV) 208 (86:50). **(Fresh)** 1. Chris Gabriel (Point Loma, San Diego) 17:08, 2. Todd Disney (1000 Oaks) 17:14, 3. Clint Czarnota (Glendora) 17:14.

(Div III) 1. Devin Elizondo (Mission Bay, San Diego) 14:57, 2. Mehbratom Keflezighi (San Diego) 14:58, 3. Ramon Serratos (Duarte) 15:19, 4. Jose Melgar (San Diego) 15:20, 5. Mario Marquez (Mission Bay, SD) 15:25, 6. David Levy (Mission Bay, SD) 15:45, 7. Roger Romero (Mission Bay, San Diego) 15:46, 8. Pat Fear (University, San Diego) 16:07. **(Team)** 1. Mission Bay (San Diego) 37 (78:57), 2. San Diego 74 (82:24),

California Track and Cross Country Coaches Alliance PREP NOTES

3. Los Amigos (Fountain Valley) 120 (87:27); 4. Cathedral (L.A.) 136 (89:50); 5. Laguna Beach 156 (90:37). (Frosh) 1. ***Osuna (Mission Bay, San Diego) 17:08; 2. ***Julio Serratos (Duarte) 17:17.

Kenny Staub Invitational Crescenta Valley Park - Sat., October 10th

The 25th Annual Kenny Staub Invitational was another super quality one, with 42 schools attending and over 1000 runners finishing the three mile course. Soph Amy Skiersz (Agoura) was magnificent this morning, with a new course record of 17:30, breaking the previous record of 17:31 set by Melissa Sutton (Newbury Park) when she was so very hot her senior year a couple of seasons back. Margarito Casillas (Hoover, Glendale) was brilliant on the Boys side, racing 15:10, and winning the Division I Boys event by 45 seconds with the #3 time in Course history.

Peninsula (Rolling Hills Estates) was the team of the day, sweeping to victories on both the Boys and Girls side, with the Girls win taking down #1 nationally ranked Agoura. Agoura had one of its team stars Kristie Camp sprain an ankle and not finish the course, with another of its top five scorers away taking the SAT test this morning. Those facts take nothing away from a fine Peninsula squad, ranked among the nation's top dozen prior to today, with the young Panther group scoring 35 points (98:33 team time) to win over Belmont (L.A.), a very fine team (55:100:08), with Agoura in at 68 (99:02). Agoura will be back later in the season. Amy Skiersz has been very, very impressive thus far this Fall, with the improving tenth grader having to be considered among the top half dozen runners in the entire nation with a time on this course that correlates fairly closely to Mt. SAC, Woodward Park, and the Kinney Nationals course in San Diego. Skiersz's 17:30 course record run is the most impressive by a female athlete in the state thus far this year.

The Peninsula Boys team also shows strong development, with senior Dan Minami (6th-16:18) leading a young, rapidly improving team that scored 64 points (82:56 team time) to win over State Division II power, Canyon (Canyon Country) 73 (83:20). It was a shame that Ryan Wilson (Agoura) showed up here with a sore hamstring that caused Coach Bill Duley to pull him out of the race, as the undefeated Agoura star would have had a chance to meet the other undefeated star in the south this Fall, Margarito Casillas (Hoover, Glendale). In Wilson's absence Casillas romped away as he pleased to an impressive 15:10 clocking, with teammate Alvaro Lopez next at 15:55.

Results:

(Girls) (Div I) 1. **Amy Skiersz (Agoura) 17:30 (New Course Record-Old Record 17:31 Melissa Sutton (Newbury Park); 2. *Kay Nekota (Agoura) 18:54; 3. **Molly Mehlberg (Peninsula, Rolling Hills Est's) 19:21; 4. *Patty Trejo (Belmont, L.A.) 19:27; 5. *Yolanda Gomez (Belmont, LA) 19:35; 6. *Jamie Artzer (Peninsula, RHE) 19:43; 7. *

Alisa Scudamore (Peninsula, RHE) 19:47; 8. **Mary Blake (Peninsula, RHE) 19:49; 9. *Katherine Litchfield (South Pasadena) 19:50; 10. Heather Giles (Canyon, Canyon Country) 19:50; 11. Julie Myers (Peninsula, RHE) 19:53; 12. **Jaime Thomas (Saugus) 20:09; 13. Auna Roberto (Belmont, LA) 20:15; 14. **Lynn Snyder (Peninsula, RHE) 20:17. (Teams) 1. Peninsula (Rolling Hills Estates) 35 (98:33); 2. Belmont



MARGARITO CASILLAS

Photo by Doug Speck

(L.A.) 55 (100:08); 3. Agoura 68 (99:02); 4. Saugus 100 (103:47); 5. South Pasadena 129 (105:49); 6. Canyon (Canyon Country) 140 (106:33); 7. Simi Valley 156 (107:58).

(Div II) 1. *Sarah Dien (La Canada) 19:20; 2. **Roseana Heagerty (Birmingham, Van Nuys) 19:35; 3. *Carla Pengra (La Canada) 20:07; 4. **Rhaina Echols (Glendale) 20:29. (Team) 1. Newbury Park 72 (106:40); 2. Claremont 85 (107:40); 3. Glendale 108 (109:41); 4. La Canada 116 (109:12); 5. Birmingham (Van Nuys) 116 (109:38).

(Div III) 1. **Michelle Zayas (Crescenta Valley, La Crescenta) 20:51. (Team) 1. Crescenta Valley (La Crescenta) 58 (112:16); 2. Temple City 105 (117:36); (Div I-JV) 1. Devon Warren (Peninsula, RHE) 20:31.

(Boys) (Div I) 1. Margarito Casillas (Hoover, Glendale) 15:10; 2. Alvaro Lopez (Hoover, Glendale) 15:55; 3. Alvaro Mejia (Birmingham, Van

Nuys) 16:05; 4. Rick Blackburn (Saugus) 16:09; 5. Jon Bishop (Canyon, CC) 16:13; 6. Dan Minami (Peninsula, RHE) 16:18; 7. Manual Azuzi (Agoura) 16:25; 8. Fabrica Flores (Belmont, L.A.) 16:28; 9. **Kenny Goodrich (Peninsula, RHE) 16:29; 10. Steve Schultz (Peninsula, RHE) 16:31; 11. Hide Sano (Peninsula, RHE) 16:34; 12. Mike Wenz (Canyon, CC) 16:35; 13. Olivios (Belmont, L.A.) 16:36; 14. Getahun Asfaw (Westchester,



AMY SKIERESZ

Photo by Phillip Enbody

L.A.) 16:42. (Team) 1. Peninsula (RHE) 64 (82:56); 2. Canyon (CC) 73 (83:20); 3. Belmont (L.A.) 88 (83:52); 4. Saugus 109 (84:21); 5. Birmingham (Van Nuys) 113 (85:00). (Div II) 1. Antonio Uribe (Glendale) 16:21; 2. Terry Ghiselli (Crescenta Valley, La Crescenta) 16:28; 3. Adrian Baca (Schurr, Montebello) 16:29; 4. Walter Christensen (Claremont) 16:37. (Team) 1. Claremont 64 (85:09); 2. Glendale 70 (85:00); 3. Crescenta Valley 93 (85:55); 4. Newbury Park 121 (87:17); 5. Mira Costa (Manhattan Beach) 155 (88:15).

(Div III) 1. Leonard Diaz (Bell-Jeff, Burbank) 16:13; 2. Jose Diaz (Bell-Jeff, Burbank) 16:17; 3. Nick Rattray (Oak Park) 16:37; 4. Matt Perkins (L.A. Baptist, Sepulveda) 16:42; 5. John Stines (St. Francis, La Canada) 16:43. (Team) 1. Palisades (Pacific Palisades) 76 (88:47); (Div I Soph) 1. John Greene (Agoura) 16:24 (Soph Course Record); (Div III soph) 1. James Liu (Temple

City) 17:01. (Frosh Div I) 1. Adam Eyre (Agoura) 17:05.

Golden Mustang/San Luis Obispo HS Cross Country Invitational

Cal Poly, San Luis Obispo - Sat., October 17th - The inaugural edition of this meet, marking a big-time eventual Division I commitment to the sports of Track and Cross Country by Cal Poly/San Luis Obispo with the hiring of Olympic Coaches Brooks Johnson and Terry Crawford, brought over 30 schools to the mid-coastal university for a very good first year meet. San Luis Obispo's placement geographically would seem to make the meet a natural for a weekend team trip for a majority of the state's schools. Under Coach Johnson the Stanford Invitational developed into one of the nation's premier Prep meets, with the Golden Mustang Meet (as the Stanford Meet has and still does) having schools divided into their four state enrollment size divisions for competition, one of the few that does it in the state before Section and State Meets. There was some very fine competition for the first year of the affair.

The Thousand Oaks Boys team showed its strength here, chasing Division I winner, Eric Dunn (Arroyo Grande) 15:22, and having five within a minute of the 4:18 1600m AG junior, Brandon Del Campo (TO), a junior, led the Lancers at 15:27, with soph Jeff Fischer next for the young TO group at 15:53 in third. Interestingly, TO put three athletes in front of individual competitor from Hart (Newhall), Paul De la Cerdia, a 3:54.8 1500m runner, who is one of the leaders of the nation's #1 ranked Boys team.

Tilla Torrens (St. Francis, Mountain View) is the most improved girl prep in the state thus far this year, blasting to a 18:36-19:51 win over 11:01.9 3200m star, Miranda Middlecoff (Los Gatos). Mindy Hagstrom (Arroyo Grande) was the Div I winner at 19:27 and Danielle Nelson (Napa) Div II listest at 19:33.

Results:

(Girls) (Div I) 1. **Mindy Hagstrom (Arroyo Grande) 19:27; 2. **Lani Van Beibler (Bakersfield) 19:58; 3. **Kim Mortensen (1000 Oaks) 20:01; 4. Brandy Barr (Arroyo Grande) 20:16. (Team) 1. Arroyo Grande 35; 2. Bakersfield 46; 3. Thousand Oaks 53. (Div II) 1. Danielle Nelson (Napa) 19:33; 2. Molly Lawrence (Righetti, Santa Maria) 20:13; 3. Kami Schofield (Mt. Whitney, Visalia) 20:20; 4. Sheryl Medina (Silver Creek, San Jose) 20:24. (Team) 1. Righetti 4; 2. Napa 64; 3. Camarillo 91. (Div III) 1. Tilla Torrens (St. Francis, Mountain View) 18:36; 2. **Miranda Middlecoff (Los Gatos) 19:51; 3. Ann Baldelli (St. Ignace, San Francisco) 20:36. (Team) 1. Los Gatos 40; 2. St. Francis (Mountain View) 52; 3. San Luis Obispo 65. (Div IV) 1. Christine Stavdione (Presentation, San Jose) 21:20. (Team) 1. Presentation (San Jose) 20; 2. Carpinteria 55.

(Boys) (Div I) 1. Eric Dunn (Arroyo Grande) 15:22; 2. Brandon Del Campo (1000 Oaks) 15:27; 3. Jeff Fischer (1000 Oaks) 15:53; 4. Chad Aldrich (1000 Oaks) 16:00; 5. Pat Garrity (Arroyo Grande) 16:04; 6. Paul De la Cerdia (Hart, Newhall) 16:09; 7. Kevin Marsden (1000

California Track and Cross Country Coaches Alliance

PREP NOTES



ERIC DUNN (left) and BRANDON DEL CAMPO

Photo by Phillip Enbody

Oaks) 16:12, 8. -Ryan Nugent (1000 Oaks) 16:14. (Team) 1. Thousand Oaks 22, 2. Arroyo Grande 34, 3. Bakersfield 88. (Div II) 1. -Luis Granado (North, Salinas) 15:57, 2. -Manuel Ortega (Stagg, Stockton) 16:00, 3. Alejandro Ramirez (Stagg, Stockton) 16:01, 4. -Ben Hill (Camarillo) 16:13, 5. -Gilbert Serrano (Point Loma, San Diego) 16:18. (Team) 1. Camarillo 41, 2. Point Loma (San Diego) 78, 3. Leland (San Jose) (Div III) 1. -Roger Ciano (San Luis Obispo) 16:14, 2. -Rick Espinosa (Casa Grande, Petaluma) 16:40. (Team): 1. San Luis Obispo 42, 2. Los Gatos 56, 3. Paso Robles & Lompoc 91. (Div IV) 1. -Antonio Ochoa (Salesian, L.A.) 16:49. (Team): 1. Salesian (L.A.) 42, 2. Calaveras (San Andreas) 51, 3. St. Mary's (Stockton) 56.

Orange County Championships

Irvine Park - Saturday, October 17th.

The very strong Orange County area of the Southern Section gathered for its annual County Meet at Irvine Park with plenty of fireworks during the pleasant morning on the moderately challenging course of cement

and dirt. Boys and Girls Sweepstakes events are the day's highlight in the Meet.

Area Girls powers, Edison (Huntington Beach) and Corona del Mar (Newport Beach) would come together in a Varsity race for the first time. Both squads had been performing very strongly thus far this Fall, with both teams responding very positively to new Coaches. Bill Sumner had headed the Boys end of the program for a number of years at CdM, with his first year in charge of the Girls going better than ever. Kristi Kaufman, a former fine all-around athlete at San Pasqual HS in Escondido and Heptathlete at UC Irvine, had taken over the Edison program from very successful Coach Stan Stauble. Tracy Clark, Dresden Howell, and Brooke Meek have been performing magnificently in leading Corona del Mar thus far this Fall, with the team racing to within a minute and a half of #1 ranked nationally Bend HS of Oregon when team times were compared from the two squad's wins at the Stanford Invitational a couple of weeks back. Edison was ranked #6 nationally in the early season, with everyone back from its 1991 State Championship Div II team except Shelley Taylor, with soph new-

comer to running, Elyse Homberger, shocking by racing at or near the front of the very, very talented Charger team. The showdown here would be very interesting. While CdM's Tracy Clark battled right at the front most of the race with Canyon of Anaheim's Kim Nelson, Edison's Homberger led the rest of the race some fifty yards back. Nelson pulled away to a fine 17:52 win, with Clark (17:55) and Homberger (18:06) next in the field. The Edison group appeared farther back than one would have thought they would be, with the CdM gap after Clark a bit more than usual. It would turn out that CdM had some illness problems this week, with Edison running a below par race on this morning. CdM scored 62 with Edison 87. Edison is top-ranked statewide in Division II with CdM #1 Div III, and they should meet in a week at Mt. SAC for the last time this year.

With many area Invitational Meets of the "by-grade" variety, Varsity squads spread out throughout the different races, the relative strength of a solid Katella (Anaheim) Boys team, second ranked statewide in Division II, would come to the surface here. The Katella group, improved significantly each of the last couple of years by Coach Dave Wilson, would be kept honest by Coach Bim Berry's #1 ranked statewide Div III Newport Harbor group, with Coach Wilson's crew passing their test here impressively. Mike Love, Katella's leader and a 4:14.72 performer from last spring's track season, had an interesting battle up front with junior Jaime Martinez of Orange HS, very, very impressive in his first year of Cross Country. With about 150 yards to go Love mounted a furious victory that took him to a two second victory at 15:04. Juniors Mike Moreno (3rd 15:22) and Delfino Resendiz (5th 15:30) added fine up front strength for Katella, which totalled 54 points to Newport Harbor's 83, with the duo separating themselves quite a bit from the rest of the teams in the event.

Results:

Girls: (Seeded Race) 1. Kim Nelson (Canyon, Anaheim) 17:52, 2. **Tracy Clark (Corona del Mar, Newport Beach) 17:55, 3. **Elyse Homberger (Edison, Huntington Beach) 18:06, 4. Kelly Roda (Irvine) 18:07, 5. **Taryn Lawson (Ocean View, Huntington Beach) 18:19, 6. **Carrie Caulkins (Esperanza, Anaheim) 18:22, 7. Gwen Twist (San Marino) 18:25, 8. **Dresden Howell (Corona del Mar, NB) 18:27, 9. **Jennifer Formosa (Edison, HB) 18:28, 10. *Laura Flatauer (Canyon, Ana) 18:29. (Team) 1. Corona del Mar (Newport Beach) 62, 2. Edison (Huntington Beach) 87, 3. Laguna Hills 127, 4. Irvine 136, 5. Ocean View (Huntington Beach) 148, 6. Esperanza (Anaheim) 164, 7. Canyon (Anaheim) 172, 8. El Modena (Orange) 193, 10. El Toro 223. (Div I) 1. Vacillero (Katella, Anaheim) 19:35, 2. **Peggy Hall (Trabuco Hills, Mission Viejo) 19:37, 3. -Katie Durham (Woodbridge, Irvine) 19:45. (Team) 1. Trabuco Hills 59, 2. Katella (Anaheim) 70, 3. San Clemente 83. (Div II) 1. Sara Valdez (El Dorado, Placentia) 19:21, 2. Heidi Hammill (Villa Park) 18:32, 3. Tara Alvarez (Mater Dei, Santa Ana) 19:47. (Team) 1. Santa Margarita (Rancho SM) 59, 2. Mater Dei (Santa Ana) 60, 3. Saddleback (Santa Ana) 82. (Div III) 1. Liza Alexander (Tustin) 18:46, 2. Andrea Steinberger (Mission Viejo) 18:57, 3. Kim Foster (Fountain Valley) 19:03. (Team) 1. Tustin 38, 2. Los Alamitos 61, 3. Fountain Valley 65.

Overall Team Times: 1. 91:49 - Corona del Mar, 2. 94:00 - Edison (HB), 3. 95:23 - Laguna Hills, 4. 95:39 - Irvine, 5. 96:02 - Ocean View (HB), 6. 96:30 - Canyon (A), 7. 96:52 - Esperanza (Ana), 8. 97:17 - Capistrano Valley (Mission Viejo), 9. 97:45 - El Modena (Orange), 10. 98:33 - Dana Hills, 11. 98:46 - Newport Harbor (Newp Bch), 12. 98:48 - El Toro, 13. 99:48 - Tustin, 14. 101:14 - Trabuco Hills (Mission Viejo), 15. 102:21 - Mater Dei (Santa Ana), 16. 102:39 - Los Alamitos, 17. 102:40 - Fountain Valley, 18. 102:34 - Santa Margarita, 19. 102:44 - Katella.

(Boys) (Seeded) 1. Mike Love (Katella, Anaheim) 15:04, 2. Jaime Martinez (Orange) 15:06, 3. Mike Moreno (Katella, Anaheim) 15:22, 4. Shawn Frack (Esperanza, Anaheim) 15:27, 5. Delfino Resendiz (Katella, Anaheim) 15:30, 6. Jared Overton (Newport Harbor, Newport Beach) 15:35, 7. Brian Silingsby (Corona del Mar, Newp Bch) 15:39, 8. Ben Flamm (Huntington Beach) 15:42, 9. Frederico Duran (Santa Ana) 15:43, 10. Sky Peterka (Newport Harbor, Newp Bch) 15:45. (Team) 1. Katella 54, 2. Newport Harbor (Newport Beach) 83, 3. Corona del Mar (Newport Beach) 145, 4. Dana Hills 160, 5. Santa Ana 173, 6. El Modena (Orange) 179, 7. Saddleback (Santa Ana) 186, 8. La Habra 189, 9. Esperanza (Anaheim) 198, 10. Huntington Beach 200. (Div I) 1. Nathan Elston (University, Irvine) 15:49, 2. Johann Appell (Estancia, Costa Mesa) 16:10, 3. Peter Ho (Estancia, CM) 16:10. (Team) 1. Estancia (Costa Mesa) 35, 2. University (Irvine) 72, 3. Mission Viejo 103. (Div II) 1. Mike Gavar (Tustin) 16:01, 2. Andy Russell (Costa Mesa) 16:02, 3. Greg DeClark (Villa Park) 16:03. (Team) 1. Villa Park 42, 2. Laguna Hills 63, 3. Tustin 78. (Div III) 1. McCormick (Foothill, Santa Ana) 16:13, 2. Joe Nutall (Cypress) 16:20, 3. Werschling (Ocean View, Huntington Beach) 16:23. (Team) 1. San Clemente 63, 2. El Toro 76, 3. Ocean View (Huntington Beach) 120.

Overall Team Times: 1. 78:21 - Katella, 2. 79:57 - Newport Harbor, 3. 81:32 - Corona del Mar (Newp Bch), 4. 81:56 - Dana Hills, 5. 82:04 - Santa Ana, 6. 82:09 - El Modena (Orange), 7. 82:11 - Villa Park, 8. 82:23 - Saddleback (Santa Ana), 9. 82:25 - Estancia (Costa Mesa), 10. 82:45 - La Habra, 11. 82:43 - Esperanza (Anaheim), 12. 82:43 - Huntington Beach, 13. 82:58 - Mater Dei (Santa Ana), 14. 83:02 - Laguna Hills, 15. 83:22 - Tustin, 16. 84:01 - San Clemente, 17. 85:00 - El Toro, 18. 85:06 - University (Irvine).

Santa Clarita Invitational

College of the Canyons - Sat., October 17th.

Canyon (Canyon Country) marked a Varsity Boys and Girls Sweep of the Large School division here. The Cowboy Varsity Boys team was tied at 59 by one of the state's "squads of the future," Palmdale, but Canyon had a better placing sixth runner. Margarito Casillas (Hoover, Glendale) continued his undefeated Fall, romping to a new Course Record, taking down the 15:32 he raced last Fall when he later was fifth in the Kinney Nationals, with a fine 15:21 on the course at COC (College of Canyons) that has some very challenging grades. Outstanding Palmdale frosh Marcus Castro was within a minute of Casillas in third at 16:14. Roseana Heagerty (Birmingham, Van Nuys) continued her fine sophomore season with a win over 11:03.20 3200m runner Sonya Melendez (Indio) 19:54-20:02.

St. Lucy's (Glendora), a solid Girls team that has had key team members absent from some big meets with ACT and SAT

California Track and Cross Country Coaches Alliance

PREP NOTES

testing, rolled to an impressive 28 point total in its Division II win. The first in the long line of Ebner family runners to not compete for Bishop Amat (La Puente), current ninth grader, Anne Ebner, is competing at St. Lucy's.

Results:

Girls: (Div I) 1. Roseana Heagerty (Birmingham, Van Nuys) 19:54, 2. Sonya Melendez (Indio) 20:02, 3. Heather Gilles (Canyon, Canyon Country) 20:38, 4. Rhaina Echols (Glendale) 20:51, 5. Terriann Boggio (Canyon, CC) 21:01, 6. Vega (Indio) 21:06, 7. Tiffany Marshall (Burroughs, Ridgecrest) 21:10, 8. Carrie Hartz (Hesperia) 21:22, 9. Karla Mejia (Canyon, CC) 21:27, 10. Sara Lee Reyes (Lakewood) 21:57. **(Team)** 1. Canyon (Canyon Country) 53, 2. Lakewood 80, 3. Glendale 90, 4. Birmingham (Van Nuys) 112, 5. Burroughs (Ridgecrest) 120. (Div II) 1. Jodi Dailley (South Torrance) 20:47, 2. Heather Backer (St. Lucy's, Glendora) 21:09, 3. Annie Ebner (St. Lucy's, Glend) 21:14, 4. Nakamura (So Tor) 21:27, 5. Megan Ericson (Whittier Christian, La Habra) 21:50.

(Boys) (Div I) 1. Margarito Casillas (Hoover, Glendale) 15:21 (Course Record), 2. Jon Bishop (Canyon, CC) 16:07, 3. Marcus Castro (Palmdale) 16:14, 4. Alvaro Mejia (Birmingham, Van Nuys) 16:15, 5. Jose Diaz (Bell-Jeff, Burbank) 16:15, 7. Armando Lerma (Indio) 16:21, 8. Antonio Arce (Palmdale) 16:22, 9. Antonio Uribe (Glendale) 16:28, 10. Hernandez (Indio) 16:39. **(Team)** 1. Canyon (Canyon Country) 59, 2. Palmdale 59 (Canyon better 6th runner), 3. Glendale 88, 4. Birmingham (Van Nuys) 95, 5. Lakewood 150. (Div II) 1. Marcus Ferrera (South Torrance) 16:21, 2. Jose Melcar (San Diego) 16:21, 3. Mehbraton Kellezighi (San Diego) 16:27. **(Team)** 1. Palisades (Pacific Palisades) 79, 2. St. Francis (La Canada) 95, 3. South Torrance 104, 4. San Diego 107, 5. Desert Christian (Lancaster) 110.

Brea Olinda Invitational

Carbon Canyon Regional Park. Sat., October 17th.

Upland's team strength and individual stars Jim Cera and Christina Blackmer dominated action here. Cera's #1 runner race win was the best of the day by 35 seconds, with Kinney National Finalist Blackmer about the same over teammate Kelly Perkins. The team margin was even more decisive, with the Highlander Coach Bob Loney's Boys almost a minute better per scoring five runner at 85:51, with the Girls of Coach Bob Sprung almost ten minutes ahead of everybody at 102:16.

Results:

(Boys) (races combined) 1. Jim Cera (Upland) 16:10, 2. Ben Corona (Garden Grove) 16:45, 3. Johnny Simpson (Upland) 16:45, 4. Jeff Krone (Moorpark) 16:48, 5. Carl Daucher (Brea-Olinda, Brea) 17:21, 6. Hernandez (San Diego, Anaheim) 17:26, 7. Brian Payner (Upland) 17:27, 8. Ruben Delgado (Los Amigos, Fountain Valley) 17:29, 9. Scott Brailford (Los Amigos, FV) 17:29, 10. Fermin Lopez (Rio Mesa, Oxnard) 17:30. **(Team-combined times)** 1. Upland 85:51, 2. Santiago (Garden Grove) 89:55, 3. Brea-Olinda (Brea) 90:04, 4. Wilson (Long Beach) 90:20, 5. Lincoln (L.A.) 91:48.

(Girls) (races combined) 1. Christina Blackmer (Upland) 19:08, 2. Kelly Perkins (Upland) 19:55, 3. Christine Lewis (Wilson, Long Beach) 20:12, 4. Jill Perkins (Upland) 20:48, 5. Susanna Peinado (Point Loma, San Diego) 20:58, 6. Tina Schroyer (Rio Mesa, Oxnard) 20:59, 7. Erica Neher (Upland) 21:04. **(Teams-combined times)**

1. Upland 102:16, 2. Wilson (Long Beach) 111:10, 3. Brea-Olinda (Brea) 114:37, 4. Santiago (Garden Grove) 116:02, 5. Santa Fe (SF Springs) 118:23.

Walnut HS/Mt. SAC Invitational

Mt San Antonio College - Friday, October 23rd - Saturday, October 24th.

All the other meets clear off this weekend and at the site of the Southern Section Championship competition all the local powers are joined from many of the other strong teams from around the state in what this year was the Forty-Fourth Walnut HS/Mt. SAC Invitational. Action over the two days was some of the most exciting in recent local harrier history. Last year's heat wave resulted in a schedule change, with this year the entire meet on Saturday over by 1:30 p.m., with an interesting Friday rain storm almost causing the opposite situation this "go-round," as the regular course was very wet for Saturday's races, with some of the times under the conditions truly amazing! Read on, because the action was hot-----

The all-time list at this challenging three mile course is more than a little impressive. When someone sets a course record it is real news, and when the conditions are as far from perfect as they were on Saturday and a record goes it is truly, truly special. A great match-up between two of the nation's top athletes was featured in the Girls team Sweepstakes, as defending Kinney Western Regional Champion and State 3200m champion Milena Glusac (Fallbrook) would meet very hot Agoura soph Amy Skieresz, who was scorching the courses this Fall at as quick a tempo as anyone in the nation. Skieresz, among the nation's top fresh distance runners in Track with 4:57.57 (1600m) and 10:53.9 (3200m) bests had moved to a new level this fall with huge wins at the Woodbridge and Kenny Staub Invitational, with a new Meet Record at Staub, racing 17:30 on a course that does not run too far off Mt. SAC. Glusac, meanwhile had been bothered since late summer with a mysterious stomach ailment, and while she was undefeated, her times were often 30-45 seconds slower than last year. The race would also be a re-match between pre-season #1 nationally ranked Agoura, and their conquerors from two weekends back Peninsula (Rolling Hills Estates), Peninsula, and Belmont (L.A.) had taken Agoura at the Kenny Staub Meet when Agoura #3 runner Kristie Camp did not finish with a sprained ankle and another team scorer was taking the SAT test. Five teams ranked in the top twenty-three nationally (Agoura #1, Edison #6, Corona del Mar #11, Peninsula #14, and Irvine #23) would meet in the top team race anywhere in the U.S. this Fall. Through the first horseshoe loop 880 a pack joined Milena Glusac and Amy Skieresz at the front of the field, with Glusac surprisingly strongly moving away as the field started the second of the 880 loops leading up to the first mile point. By the end of that second loop Glusac had moved to an

80 yard lead at 5:20 with Skieresz in second at 5:34. Milena continued to edge away from the Agoura star and the pack as the race headed up the tough hilly switchback loop. The race appeared to be over by the top of those switchbacks, as the white, yellow, and red clad Fallbrook star had a thirty second lead at that point. The team event looked pretty wide open there, with the distinctive black tops and bottoms with gold singlet lettering of Peninsula standing out and appearing to be in good shape. Glusac continued to fly, and came down on to the airstrip for the final quarter mile at right about 16:00. A crowd of two thousand cheered Milena down the cement road until she made the turn for an 80 yard run up the dirt trail to the finish. While yours truly, the announcer, counted down the time it appeared the San Diegan was very, very close to breaking the 17:16 course standard by



MILENA GLUSAC

Photo by Phillip Enbody

Kirsten O'Hara (Palos Verdes) and Deena Drossin (Agoura). A close examination of the timing tape had Glusac's time at 17:15, and all celebrated her amazing effort.

Obviously the Fallbrook star was over her

stomach problems. It appeared that as a good, dedicated athlete Milena had taken vitamin and iron supplements for the last couple of years. It appears that her stomach had a severe reaction to the iron over the last couple of months, and when properly diagnosed two weeks back, recovery was instantaneous. The pleasant classy star seemed better than ever here! Interestingly, Glusac indicated that course conditions, which were slowed quite a bit by puddles and mud this year, were actually tougher to race on than last year when she raced 17:18 for a junior class record in this meet in over 90 degree heat. Skieresz finished second in a fine 17:57. The team contest here was interesting once again, with Peninsula stacking in four scorers within 1:11 of Jamie Artzner's 6th place 18:49 to total 90 points, to the 102 of Edison, who raced four within a minute of team leader Elyse Homberger's 19:13 in 11th. Agoura, with Camp slowed due to lack of conditioning after her injury and Allison Kaz slowed by a chronic side-ache problem, had 108 in third, with Corona del Mar, racing strongly in the hills here, fourth at 112. Interestingly, Peninsula had one of its scorers, senior Alisa Scudamore, go into the wrong chute and not allowed to re-enter the correct one, costing Penn about fifteen points on their total score.

The other big Women's race on Saturday, the Individual Sweepstakes event, was won by a new star on the scene. Junior Grace Dumell of Merced is a real miley-mite, with an impressive Division I win a couple of weeks previous at Stanford. She would meet some top athletes here, led by Kinney National Finalists Christina Blackmer (Upland) and Erica Sumi (Wilson, Long Beach). Dumell purred along with a quick rhythm that had her pull away from the field over the course's three sets of hills, racing in to a six second win over Sumi at 18:20, with Blackmer edging league rival Laura Monson (Claremont) on the kick 18:27-18:30. Soph Taryn Lawson (Ocean View, Huntington Beach) was also impressive at 18:34.

On the Boys side the Team Sweepstakes event would be headlined by nationally #1 ranked Hart (Newhall), a group that had been doing some serious mowing down of the opposition during a great early season. They would be without scorer Gavin Klinger here, but these guys are really deep! Some other fine teams were along. Katella (Anaheim) had been squashing everyone in Orange County, with a big win in that Championship meet a week back. Peninsula was very surpsing on the Boys side this Fall, with Jesuit (Sacramento) and Madera proven programs from the North. The new commodity was Thousand Oaks, with Coach Jack Farrell indicating real potential for his young group as long ago as last spring. The Lancers had raced very impressively in sub-25 point Invitational wins at Royal, Central Park, and San Luis Obispo in previous weeks. Agoura led a flock of other good teams in the race. Ryan Wilson (Agoura), a Kinney National finalist with 4:12.77 1600m credentials, romped away from the field ear-

California Track and Cross Country Coaches Alliance

PREP NOTES

ly in the event and blazed to a one hundred year 15:03 win over Eric Dunn (Arroyo Grande) (15:21) and Jim Cera (Upland) (15:26). Brandon Del Campo, in the white, black, and green Thousand Oaks uniforms (you remember Marion Jones's outfit from the state track meet?) was a part of the pack behind Wilson (finishing 4th at 15:27) with teammates Jeff Fischer (11th-15:38) and Kevin Marsden (15th-15:55) among the top fifteen. Katella had 4:14.72 1600m star Mike Love outkick surprising junior teammate Mike Moreno for 5th 15:27-15:28, with Delphino Resendiz 16th at 15:57. Madera was tough with Eric Kropf (10th-15:37), Sean Rios (12th-15:48), and Ricky Chavez (14th-15:54) finishing strong. Hart was not so impressive up near the front, with soph Brett Strahan the only athlete in the top twenty. It was a pretty darn fast race, with 40th place at 16:30 (that's about 15:40 or so for a flat three mile), so it was kind of tough to tell the team scoring by just watching the finish, but it appeared Hart was in trouble. The scores turned out to have Thousand Oaks with 98 (79:38 team time), Madera 114 (80:19), Katella 121 (80:12), and Hart 133 (80:48). TO's 79:38 under the conditions is one of the most amazing team efforts in area history, with Del Campo and Chadd Aldrich juniors and sophs Jeff Fischer and Kevin Marsden making up the top four the sky could be the limit in 1993! Madera put together the best race by that program since their upset by Hart two years ago in the State Meet, with Katella, under Coach Dave Wilson steadily building to these heights over the last couple of years. The first four teams all have to be considered among the top ten in the nation.

In the Boys Individual Sweepstakes event, undefeated Kinney National Finalist fifth placer Margarito Casillas (Hoover, Glendale), would meet a top group. Casillas was dogged by early on by Nazario Romero (San Pasqual, Escondido), who raced to ninth in the Kinney Western Regional Cross Country Meet last Fall and 9:08.74 in track for 3200m. Casillas has been sharp as a pistol this Fall, but he could not shake the San Diego section star, with the twosome rolling over the ups and downs of the Mt. SAC course as if there was a fifteen foot leash between them. Casillas maintained his 10-12 yard margin into the finish, racing 15:11 to Romero's fine 15:14.

Friday's Smaller school action was led by Mariabella Aparicio (Fillmore), as the 10:39 3200m star and Kinney National Finalist in this sport, would meet German foreign exchange student, Karen Bockel (Nordhoff, Ojai), for the first time. Bockel is given credit for having run as fast as 4:36 for 1500 meters, but Aparicio sat back for the first half mile here, then steadily pulled ahead and away to a big 17:46 triumph, with Bockel back at 18:56. The San Luis Obispo Girls took Friday's Girls Sweepstakes event, with Nordhoff the top Division IV team in that field. On the Boys side, Roger Ciano (San Luis Obispo) was the individual winner at

16:00, with McFarland racing 84:19 for 94 points in a win over a number of top teams.

Results:

(Friday, October 23rd)

(Girls) (Race #9) 1. ***Shalynn Fullove (Louisville, Woodland Hills) 20:07, 2. **Sierra Donaille (Mammoth) 20:36, 3. *Beth Caster (Temescal Canyon, Elsinore) 20:53. **(Team) 1.** Temescal Canyon (Elsinore) 99 (111:54), 2. Mammoth 113 (112:46), 3. Louisville (WH) 113:10, 4. La Reina (1000 Oaks) 133 (114:37). **(Race #10) 1.** - Jenny Wong (Harvard-Westlake, North Hollywood) 18:01, 2. *Julie Marshall (Calabasas) 19:25, 3. **Megan Ericson (Whittier Christian, La Habra) 19:28. **(Team) Desert Christian 99 (116:23).** **(Race #11) 1.** - Mariabella Aparicio (Fillmore) 17:46, 2. - Karen Bockel (Nordhoff, Ojai) 18:56, 3. *Sarah Dien (La Canada) 19:34, **Allison Twist (Newport Harbor, Newport Beach) 19:37, 5. M Higgins (Chaminade, Canoga Park) 19:49, 6. *Carlene Pengra (La Canada) 19:52, 7. *Katherine Litchfield (South Pasadena) 19:56, 8. K Padilla (Yosemite, Oakhurst) 20:09, 9. A Caro (Chaminade, Canoga Park) 20:24, 10. *Andres Duran (South Hills, West Covina) 20:25, 11. *Vanessa Lund (San Luis Obispo) 20:26, 12. S Stevens (SLO) 20:31, 13. *Rachel Krause (So Hills, W Cov) 20:35, 14. *Lynette Alfaro (South Pasadena) 20:36, 15. **Jackie Guesno (St. Anthony, Long Beach) 20:37, 16. *Jenny Gomez (So Hills, W Cov) 20:38, 17. - Gloria Rios (Moorpark) 20:39, 18. Y Goodson (Chaminade, Canoga Park) 20:41. **(Team) 1.** San Luis Obispo 119 (104:57), 2. South Pasadena 137 (105:19), 3. Chaminade (Canoga Park) 141 (105:11), 4. South Hills (West Covina) 151 (105:59), 5. Nordhoff (Ojai) 161, 6. La Canada 181, 7. Fillmore 213, 8. Laguna Beach 235, 9. McFarland 251, 10. San Marino 261, 11. Yosemite (Oakhurst) 278.

(Boys) (Race #6) 1. - Scott Lockhart (Ontario Christian, Ontario) 16:24, 2. *Josh Cox (Christian, San Diego) 16:33, 3. *Andy Russell (Costa Mesa) 16:44. **(Team) 1.** St. Francis 63 (87:23). **(#7) 1.** - John Sneed (La Canada) 16:41. **(Team) 1.** North Tahoe (Lake Tahoe) 134 (89:26). **(#8) 1.** - Roger Ciano (San Luis Obispo) 16:00, 2. *Joe Saueressig (Yosemite, Oakhurst) 16:05, 3. *John Hart (Newhall) 16:06, 4. - Ben Nichols (San Marino) 16:11, 5. *Nick Ratray (Oak Park) 16:13, 6. - Jeff Krone (Moorpark) 16:16, 7. - Jose Sanchez (McFarland) 16:17, 8. *Warren Wolf (San Marino) 16:20, 9. *Javier Ramirez (Nordhoff, Ojai) 16:27, 10. - Steve Monje (South Hills, West Covina) 16:28, 11. - Geoff Wulschlager (La Salle, Pasadena) 16:29, 12. - Brad Essich (Nordhoff, Ojai) 16:34, 13. *Joseph Garcia (Maranatha, Sierra Madre) 16:36, 14. - Victor Heredia (McFarland) 16:38, 15. *Gabriel Diaz (McFarland) 16:38, 16. *Oswaldo Servia (Fillmore) 16:50. **(Team) 1.** McFarland 94 (84:19), 2. Covina 119 (85:25), 3. Nordhoff (Ojai) 161 (85:32), 4. Fillmore 158 (86:37), 5. Taft 168 (86:51), 6. San Marino 202, 7. Salesian (L.A.) 242, 8. Maranatha (Sierra Madre) 245, 9. La Salle (Pasadena) 247, 10. South Hills (West Covina) 264.

Saturday - October 24th

(Girls) (#27) 1. *Claris Fernandez (Corona) 19:55, 2. *Sherrie Donovan (Madera) 19:56. **(Team) 1.** El Toro 54 (103:33), 2. Corona 86 (104:37), 3. Madera 117 (105:32). **(#28) 1.** ***Amber Davidson (Alta Loma) 19:22, 2. ***September Cortes (Alta Loma) 19:49, 3. - Courtney Leonard (Dana Hills) 19:59. **(Team) 1.** Dana Hills 58 (102:43), 2. Channel Islands (Oxnard) 97 (105:15), 3. Los Alamitos 113 (106:12), 4. Canyon (Canyon Country) 122 (106:18). **(#29) 1.** C Becker (Bonita Vista, Chula Vista) 19:48, 2. - Sonya Melendez (Indio) 20:05. **(Team) 1.** Saugus 40 (103:22), 2. Chino 93 (106:27).

(#35 - Individual Sweepstakes) 1. *Grace Durnell (Merced) 16:20, 2. - Erica Sumi (Wilson, Long

Beach) 18:26, 3. - Christina Blackmer (Upland) 18:27, 4. - Laura Monson (Claremont) 18:30, 5. **Taryn Lawson (Ocean View, Huntington Beach) 18:34, 6. - Michelle Muething (Amador Valley, Pleasanton) 19:00, 7. **Mindy Hagstrom (Arroyo Grande) 19:06, 8. *Gabriela Rodriguez (Oxnard) 19:10, 9. **Rebecca Villegas (Rialto) 19:10, 10. **Roseana Heagerty (Birmingham, Van Nuys) 19:26, 11. - Kelly Perkins (Upland) 19:29, 12. **Kim Mortensen (1000 Oaks) 19:34, 14. - Brandy Barr (Arroyo Grande) 19:43, 15. - Christine Lewis (Wilson, Long Beach) 19:50, 16. ***Christy Bradshaw (Ocean View, Hunt Bch) 19:51, 17. - Julie Schuster (Oak Ridge, El Dorado Hills) 19:54, 19. **Liz Robles (Baldwin Park) 19:58.

(#36 Team Sweepstakes) 1. - Milena Glusac (Fallbrook) 17:15 (COURSE RECORD), 2. **Amy Skiersz (Agoura) 17:57, 3. **Tracy Clark (Corona del Mar, Newport Beach) 18:19, 4. - Kelly Roda (Irvine) 18:36, 5. *Kay Nikola (Agoura) 18:42, 6. *Jamie Artzner (Peninsula, Rolling Hills Estates) 18:48, 7. **Carrie Caulkins (Esperanza, Anaheim) 18:51, 8. **Nicole Silva (Aptos) 18:53, 9. **Molly Mehlberg (Peninsula, RHE) 19:02, 10. **Dresden Howell (Corona del Mar, Newp Bch) 19:08, 11. **Elyse Homberger (Edison, Hunt Bch) 19:13, 12. **J. Formosa (Edison, Hunt Bch) 19:26, 13. - Liza Alexander (Tustin) 19:28, 14. - Tiffany Burt (Agoura) 19:30, 15. J Evans (Edison, Hunt Bch) 19:32, 16. **Molly Blake (Peninsula, RHE) 19:33, 17. *Meaghan Mayes (Capistrano Valley, Mission Viejo) 19:35, 18. - Liz Leigh-Wood (Aptos) 19:39, 19. *Jennifer Gillis (Irvine) 19:40, 20. **Courtney Pugmire (Esperanza, Anaheim) 19:42, 21. - Jami Bickley (Tustin) 19:45, 22. **Melanie Pickett (Mt. Carmel, San Diego) 19:46, 23. Jenny Titus (Esperanza, Anaheim) 19:47, 24. - Jennifer Vergith (Mt. Carmel, SD) 19:48, 25. *Heather Bray (Corona del Mar, Newp Bch) 19:49. **(Team) 1.** Peninsula 90 (97:14), 2. Edison (Hunt Bch) 102 (98:10), 3. Agoura 108 (97:03), 4. Corona del Mar (Newp Bch) 112 (97:33), 5. Irvine 158 (99:20), 6. Aptos 179 (100:16), 7. Mt. Carmel (San Diego) 183 (100:57), 8. Esperanza (Anaheim) 200 (101:32), 9. Belmont (L.A.) (102:39) & Capistrano Valley (Mission Viejo) 236 (102:33), 11. Tustin 253, 12. Hart (Newhall) 263, 13. Buena (Ventura) 268, 14. Fallbrook 302, 15. Bishop Amat (La Puente) 326.

(#37) 1. - Leah Brown (Rancho Bernardo) 19:42, 2. - Jodi Dailey (South Torrance) 19:58. **(Team) 1.** Righetti (Santa Maria) 163 (107:44), 2. Trabuco Hills (Mission Viejo) 163 (107:34) (Righetti better 6th runner). **(#38) 1.** *Gwen Twist (Newport Harbor, New Bch) 19:37, 2. K Grubelnik (Monte Vista, Spring Valley) **(Team) 1.** Newport Harbor (Newp Bch) 48 (103:19), 2. Point Loma (San Diego) 115 (108:02). **(#39) 1.** *Larnie Whitmore (Valley, Sacramento) 19:02, 2. *Jamie Bascom (Elsinore, Lake Elsinore) 19:23, 3. **Candice White (Elsinore, LE) 19:53, 4. - Andrea Steinberger (Mission Viejo) 19:54, 5. - Rovena Gonzalez (Mar Vista, Imperial Beach) 19:57. **(Team) 1.** Dixon 92 (107:07), 2. Elsinore (Lake Elsinore) 93 (105:19). **(#52 J.V.) 1.** *Carrie Garriton (Buena Park) 18:25. **(#56) 1.** *Leanna DeGazon (Bishop Montgomery, Torrance) 19:31. **(Team) 1.** St. Paul (Santa Fe Springs) 79 (111:55).


(Boys) (#19 Fresh) 1. ***Marcus Castro (Palmdale) 16:28. **(#24 Soph) 1.** *Antonio Arce (Palmdale) 16:38, 2. *Louie Alvarez (Palmdale) 16:40. **(#30) 1.** - Jaime Basides (Eisenhower, Rialto) 15:43, 2. - George Perea (Huntington Park) 16:00, 3. D. Lendo (South Gate) 16:07, 4. - Nathan Elston (University, Irvine) 16:15, 5. **Greg Nett (Mt. Carmel, San Diego) 16:18, 6. N Gomez (Huntington Park) 16:19, 7. - Oscar Urizar (Huntington Park) 16:19. **(#31) 1.** *Rhondie Gibbs (Rubidoux, Riverside) 16:06, 2. - Chad Cook (Royal, Simi Valley) 16:12. **(Team) 1.** Buena 81 (84:27), 2. Saddleback (Santa Ana) 91 (84:58). **(#32) 1.** *Scott Cervelli (Santa Teresa, San Jose) 15:45, 2. *John Henry

Cottrell (Orange Glen, Escondido) 16:08, 3. *Oscar Estrada (San Gabriel) 16:10, 4. *Ian Enriquez (Corona) 16:13. **(Team) 1.** Palm Springs 124 (85:43).

(#33 Team Sweepstakes) 1. - Ryan Wilson (Agoura) 15:03, 2. *Eric Dunn (Arroyo Grande) 15:21, 3. - Jim Cera (Upland) 15:26, 4. *Brandon Del Campo (Thousand Oaks) 15:27, 5. - Mike Love (Katella, Anaheim) 15:27, 6. *Mike Moreno (Katella, Ana) 15:28, 7. - Dan Minami (Peninsula, Rolling Hills Estates) 15:31, 8. *Matt Fairley (Jesuit, Sacramento) 15:34, 9. - Mike Prindiville (De la Salle, Concord) 15:35, 10. *Eric Kropf (Madera) 15:37, 11. **Jeff Fischer (1000 Oaks) 15:38, 12. - Sean Rios (Madera) 15:48, 13. **Brett Strahan (Hart, Newhall) 15:52, 14. *Ricky Chavez (Madera) 15:54, 15. **Kevin Marsden (1000 Oaks) 15:55, 16. *Delphino Resendiz (Katella, Anaheim) 15:57, 17. *Teddros Berhame (Redlands) 15:59, 18. **John Green (Agoura) 16:00, 19. *John Kelley (De la Salle, Conc) 16:01, 20. - Ty Walker (De la Salle, Conc) 16:01, 21. - Jason Perscheid (Jesuit, Sacram) 16:03, 22. - Keith Grossman (Hart, Newh) 16:05, 23. **Kenny Goodrich (Peninsula, RHE) 16:05, 24. *Jon Bishop (Canyon, Canyon Country) 16:07, 25. - Jared Overton (Newport Harbor, Newport Beach) 16:08. **(Team) 1.** Thousand Oaks 98 (79:38), 2. Madera 114 (80:19), 3. Katella (Anaheim) 121 (80:12), 4. Hart (Newhall) 133 (80:48), 5. Jesuit (Sacramento) 154 (81:02), 6. Peninsula (RHE) 162 (81:11), 7. De la Salle (Concord) 169 (81:26), 8. Agoura 194 (81:37), 9. Newport Harbor (Newp Beach) 212 (82:41), 10. Arroyo Grande 217 (82:21), 11. Canyon (Canyon Country) 250, 12. Redlands 267, 13. Upland 292, 14. Belmont (L.A.), 15. Mater Dei (Santa Ana) 389.

(#34 Individual Sweepstakes) 1. - Margarito Casillas (Hoover, Glendale) 15:11, 2. - Nazario Romero (San Pasqual, Escondido) 15:14, 3. - Armando Lerma (Indio) 15:41, 4. - Alvaro Mejia (Birmingham, Van Nuys) 15:45, 5. - Vic Carter (Rim of World, Lake Arrowhead) 15:54, 6. - Jose Diaz (Bell-Jeff, Burbank) 15:57, 7. - Ben Flamm (Huntington Beach) 15:58, 8. - Leonard Diaz (Bell-Jeff, Burbank) 16:00, 9. *Ryan Wilkinson (Santa Margarita, Rancho SM) 16:03, 10. M Angel (Rowland, Rowl Hts) 16:03, 11. - Chris Nardi (Quartz Hill) 16:03, 12. - Shawn Frack (Esperanza, Anaheim) 16:10, 13. - Luis Baca (Rowland, Rowl Hts) 16:10, 14. - Rod Nelson (El Toro) 16:11, 15. *Brendan Mahon (La Habra) 16:12, 16. **Darren Holman (Sonora) 16:16, 17. - Rich Blackburn (Saugus) 16:18, 18. - Brian Wilkinson (Merced) 16:18. **(#40) 1.** - Marcus Ferrera (South Torrance) 15:58, 2. *Mike Pendergraph (Norte Vista, Riverside) 16:02. **(Team) 1.** Helix (La Mesa) 80 (85:08), 2. Newbury Park 97 (105:33), 3. Estancia (Costa Mesa) 131 (86:00), 4. Castro Valley 131 (85:54).

(#41) 1. *Matt Harris (Mira Costa, Manh Bch) 16:07, 2. A Alva (Ramona) 16:10. **(Team) 1.** Villa Park 106 (85:14), 2. Lemore 115 (85:19), 3. El Modena (Orange) 133 (86:10). **(#42) 1.** - Angel Ibarra (Righetti, Santa Maria) 16:02, 2. - Walter Christensen (Claremont) 16:08. **(Team) 1.** Claremont 97 (85:18), 2. Righetti 104 (85:09). **(#55) 1.** - Ramon Serratos (Duarte) 16:05, 2. ***Marco Argueta (Jurupa Valley, Mira Loma) 16:14. **(Team) 1.** Burbank 54 (85:35).

 **COMING
NEXT ISSUE...
January 1993**

**High School State X-C
Meet, Kinney West and
Kinney Nationals**

PREP NOTES

NORTHERN CALIFORNIA RESULTS

From KEITH CONNING

Castro Valley vs. Bishop O'Dowd, Livermore, and Logan

Mills College, Oakland. September 3, 1992
from Peter Brewer. Distance: 3 miles

Boys Teams

1. Livermore 41, 2. Bishop O'Dowd 46, 3. Castro Valley 63, 4. Logan 68, Alhambra—incomplete

Boys Individuals

1. John Atwood (Castro Valley) 11 16:59
2. Aaron Daniel (Livermore) 12 17:09
3. Mike Phelps (Castro Valley) 12 17:32
4. Jeff Barbie (Bishop O'Dowd) 12 17:47
5. Alex Teekell (Bishop O'Dowd) 11 17:49

Girls Teams

1. Bishop O'Dowd 17, 2. Castro Valley 46, 3. Livermore. Logan—incomplete

Girls Individuals

1. Mesha Marzell (Bis O'Dowd) 12 19:01
2. Kim Wilkes (Logan) 12 20:56
3. Anjelica Randall (Bishop O'Dowd) 11 21:18
4. Candace Threath (Bis O'Dowd) 9 21:26
5. Michelle Kiyono (Logan) 9 21:31
6. Mei-Ling McManara (Logan) 12 21:34
7. Melissa Ackermann (Castro Vly) 12 21:47

Castro Valley vs. Amador Valley, De La Salle, Logan, Piedmont, Carondelet

Shadow Cliffs Regional Park, Pleasanton.
September 10, 1992. from Peter Brewer
Distance: 2 miles

Boys Teams

1. De La Salle 30
2. Amador Valley 65
3. Castro Valley 80
4. Logan 88
5. Piedmont 125
6. Alhambra 130

Boys Individuals

1. Mike Prindiville (De La Salle) 10:11

Girls Teams

1. Amador Valley 38
2. Carondelet 45
3. Castro Valley 53
4. Piedmont 99
5. Alhambra 125
6. Logan incomplete

Girls Individuals

1. Michelle Muething (Amador Valley) 12:32
2. Melissa Ackermann (Castro Vly) 12:53

9th Annual Yreka Taco Bell Invitational

September 12, 1992. from Jim Echman

Boys Teams

1. Ashland (Oregon) 79
2. Roseburg (Oregon) 84
3. Henley (Klamath Falls, Oregon) 104
4. Klamath Union (Klamath Falls, Or) 123
5. South Medford (Medford, Oregon) 137
6. Yreka (California) 138
7. Grants Pass (Oregon) 163
8. Mazama (Oregon) 166
9. Crater (Central Point, Oregon) 198
10. Enterprise (Redding, California) 226

11. Pleasant Valley (Chico, Ca) 281
12. West Valley (Cottonwood, Ca) 298

Boys Individuals (90 finishers)

Distance: 3 miles
1. Josh Wallace (South Medford) 16:21
2. Lane Carlson (Enterprise) 16:30
3. Russ Bjerke (Klamath Union) 16:32
4. Jeremy Ravenscroft (Yreka) 16:44
5. Jim Cervantes (Roseburg) 16:50
6. Travis Hildebrandt (E) 16:52
7. Jason Allen (Yreka) 16:55
8. Lake Timm (Klamath Union) 16:58
9. Eron Osterhouse (Ashland) 16:58
10. Chris Lake (Grants Pass) 17:00

Girls Teams

1. Ashland 31
2. Roseburg 55
3. Crater 72
4. Yreka 113
5. South Medford 137
6. Grants Pass 161
7. Lakeview (Oregon) 184

Girls Individuals (64 finishers)

Distance: 2.5 miles
1. Amy Hailbauer (Pleasant Valley) 15:25
2. Sarah Brandy (Ashland) 15:27
3. Katie Brandy (Ashland) 16:03
4. Sierra Gould (Roseburg) 16:24
5. Sarah Algermissen (Ashland) 16:27
6. Tracy Anderson (Yreka) 16:36
7. Summer Couch (Crater) 16:40
8. Kristen Michalek (Roseburg) 16:49
9. Shelby Coon (Roseburg) 16:50
10. Becky Read (Crater) 16:51

Mt. Whitney Invitational

Mooney Grove, Visalia. September 18, 1992

Boys Teams

1. Madera 41
2. McFarland 47
3. Lemoore 72
4. Mt. Whitney 118
5. McLane 162
6. Delano 182
7. Reedley 189
8. Fresno 200
9. Golden West 220
10. Hanford 249
11. Monache 253

Boys Individuals (50 finishers)

1. George Rivera (Delano) 15:23
2. Jose Sanchez (McFarland) 15:24
3. Sean Rios (Madera) 15:47
4. Galvin Gonzalez (McFarland) 15:50
5. Clarence Perez (Madera) 15:50
6. Gabriel Diaz (McFarland) 16:02
7. Andy Harrison (Lemoore) 16:17
8. Paul Temmerman (Mt. Whitney) 16:18
9. Matias Amezcua (Madera) 16:21
10. Eddie Evangelista (Madera) 16:25
11. Chris Coleman (Lemoore) 16:26
12. Binyam Amanuel (McLane) 16:31
13. Dario Diaz (McFarland) 16:32
14. Tony Solorio (Madera) 16:39
15. Carlos Medina (Mt. Whitney) 16:41

Sophomore Boys

1. Rey Sanchez (Delano) 16:09

Girls Teams

1. Golden West 33
2. Mt. Whitney 46
3. Lemoore 54
4. Porterville 82
5. Hanford 139
6. Monache 165

Girls Individuals (49 finishers)

1. Judy Petty (Golden West) 19:10
2. Kami Schofield (Mt. Whitney) 19:40
3. Cindy Franco (Delano) 19:56
4. Carrie Newman (Fresno) 20:13
5. Teresa Blivado (Golden West) 20:29
6. Spring Lino (Fresno) 20:44
7. Heba Gaballa (Fresno) 21:02

8. Nikki Vigil (Golden West) 21:26
9. Vicky Rodriguez (Tulare Western) 21:52
10. Jeanne Abalos (Lemoore) 22:11
11. Kate Taylor (Lemoore) 22:12
12. Deena Crowe (Mt. Whitney) 22:18
13. Lulu Calvillo (Porterville) 22:37
14. Soriz Molina (Golden West) 22:44
15. Amy Fowers (Mt. Whitney) 22:51

14th Annual Sanger Invitational

Avocado Lake. September 18, 1992
from Dave Dodson (Sanger)

Boys Teams

1. Sanger 39
2. Taft 48
3. Coalinga 81
4. Washington Union 92
5. Sierra 100
6. Immanuel 154

Boys Individuals (39 finishers)

1. Adrian Garcia (Roosevelt) 16:08.4
2. Tim Henry (Sanger) 16:23.3
3. Chad Roberts (Taft) 16:25.2
4. Juan Morales (Washington) 16:33.8
5. Luis Naranjo (Sanger) 16:37.1
6. Sergio Ruiz (Sanger) 16:46.0
7. Trino Campos (Coalinga) 16:47.9
8. Ray Barbosa (Coalinga) 16:49.1
9. Sammy Morales (Washington) 16:55.8
10. Woody Henderson (Taft) 17:02.3

Girls Teams

1. McFarland 31
2. Hoover 50
3. Garces 66
4. Taft 101
5. Sanger 110
6. Exeter 149

Girls Individuals (58 finishers)

1. Sarah Dawson (Hoover) 19:38.7
2. Cindy Carter (McFarland) 19:41.1
3. Meredith Christian (Garces) 20:09.6
4. Lucia Sanchez (McFarland) 20:19.3
5. Juanita Robles (McFarland) 20:53.6
6. Christina Aguirre (Roosevelt) 21:05.4
7. Laura Leal (McFarland) 21:06.0
8. Denise Ellis (Sierra) 21:24.6
9. Angie Fernandez (Hoover) 21:27.1
10. Amy Olsen (Hoover) 21:39.3

8th Annual Ed Sias Invitational

Hidden Valley Park, Martinez. September 19,
1992. from Steve Nesheim (College Park)

Boys Teams

1. San Ramon 46
2. Antioch 105
3. Monte Vista 126
4. Acalanes 132
5. Fairfield 177
6. Concord 184
7. Ygnacio Valley 194
8. College Park 205
9. Alhambra 207
10. Miramonte 214
11. Wood 217
12. Northgate 242
13. De La Salle 283
14. Las Lomas 306
15. Vacaville 342
16. Clayton Valley 403
17. Campolindo 483

Boys Individuals (111 finishers)

Distance: 2 miles
1. David Alexis (Fairfield) 10:43
2. Brock Tessaian (Monte Vista) 10:47
3. Mike Byroads (Antioch) 10:56
4. Phil France (Antioch) 10:58
5. Fergal Flanagan (Antioch) 11:07
6. David Campbell (San Ramon) 11:09

7. Rich Lessor (San Ramon) 11:13
8. Morgan Kapdi (Concord) 11:14
9. Jon Cutting (San Ramon) 11:21
10. John Downing (San Ramon) 11:23
11. Rob Johnson (San Ramon) 11:25
12. Mark Seman (College Park) 11:25
13. Jeff Hagen (San Ramon) 11:29
14. Eric Hung (Miramonte) 11:30
15. Doug Charter (Monte Vista) 11:31
16. Chris Shane (Ygnacio Valley) 11:31
17. Matt Glynn (Acalanes) 11:32
18. John Mullen (Acalanes) 11:33
19. Mark Hoffman (Fairfield) 11:34
20. Hyrum Ernststrom (Alhambra) 11:36

Boys Fresh/Soph

1. Adrian Gutierrez (Mt. Diablo) 11:24

Girls Teams

1. San Ramon 59
2. Miramonte 85
3. Wood 92
4. St. Francis (Sacramento) 107
5. Acalanes 162
6. Northgate 168
7. Antioch 196
8. Ygnacio Valley 217
9. College Park 229
10. Clayton Valley 250
11. Alhambra 260
12. Fairfield 274
13. Vacaville 310
14. Las Lomas 330

Girls Individuals

1. Shannon Nohr (Miramonte) 12:57
2. Cybelle McFadden (St. Francis) 13:07
3. Tina Bowen (San Ramon frosh) 13:15
4. Magi Marginez (Wood) 13:17
5. Crissy O'Brien (Northgate) 13:24
6. Allison Lambert (Northgate) 13:36
7. Teresa Emplit (Fairfield) 13:52
8. Thea Van' Gordon (San Ramon) 13:52
9. Eve Phillips (Miramonte) 13:53
10. Annette White (Antioch) 13:58
11. Erin Bruce (San Ramon) 14:03
12. Elizabeth Porto (Acalanes) 14:07
13. Deniz Anders (Wood) 14:08
14. Jami Sachs (Miramonte) 14:10
15. Eris Miller (Clayton Valley) 14:11
16. Heather Barry (St. Francis) 14:12
17. Katie Kauulis (St. Francis) 14:14
18. Stacey Radowicz (San Ramon) 14:16
19. Brooke Otterson (San Ramon) 14:19
20. Leilani Kauhane (Wood) 14:26

Lowell Invitational

Golden Gate Park, San Francisco. September
19, 1992. Distance: 2.8 miles

Boys Teams

1. Bellarmine 25
2. Fremont (Sunnyvale) 45
3. Sacred Heart Cathedral 110
4. University 161
5. Lowell 186
6. Lick-Wilmerding 242
7. Hall Moon Bay 245
8. Moreau 250
9. Cupertino 255
10. Westmoor 275
11. Terra Nova 276
12. Riordan 282

Boys Individuals

1. Jaime Cannon (Bellarmine) 15:27
2. Mike Powers (University) 15:31
3. Brian Eliotson (Bellarmine) 15:46

Girls Teams

1. Moreau 37
2. Lowell 92
3. Westmoor 113
4. Terra Nova 135

Girls Individuals

1. Kendra Johnson (El Molino) 19:14
2. Alexandra Allen (Lick-Wilmerding) 19:31
3. Becky Loggins (Moreau) 19:44

PREP NOTES

Clovis Independent

Woodward Park, Fresno, September 19, 1992.

from Steve Ward (Clovis)

Distance: 5,000 meters

Large Schools Boys Teams

1. Madera	90
2. Jesuit	91
3. Canyon	125
4. De La Salle	135
5. Arroyo Grande	136
6. La Habra	164
7. North Bakersfield	228
8. Dana Hills	237
9. Del Campo	260
10. Bishop Amat	268
11. Righetti	296
12. Merced	326
13. Tustin	326
14. Mission Viejo	419
15. Santa Teresa	429
16. Amador Valley	430
17. Bakersfield	453
18. Arvin	456
19. Watsonville	546
20. Redwood	550
21. Elsinore	580

Large School Boys Individuals (162 finishers)

1. Cervelli (Santa Teresa)	15:40
2. Eric Dunn (Arroyo Grande)	15:45
3. Mike Prindville (De La Salle)	15:47
4. Brian Wilkinson (Merced)	15:51
5. Brewer (North Bakersfield)	15:53
6. Farley (Jesuit)	15:54
7. Kropf (Madera)	15:59
8. Lawson (Clovis West)	16:09
9. Knutsen (Del Campo)	16:15
10. Perscheid (Jesuit)	16:19
11. Presnall (Jesuit)	16:21
12. Niles (Jesuit)	16:23
13. Leon (Arroyo Grande)	16:24
14. Alvarez (Bishop Amat)	16:24
15. Chavez (Madera)	16:25
16. Rios (Madera)	16:25
17. Domis (La Habra)	16:26
18. Bishop (Canyon)	16:26
19. Walker (De La Salle)	16:28
20. Kelly (De La Salle)	16:33
21. Wenz (Canyon)	16:35
22. Berkland (Canyon)	16:38
23. Mahon (La Habra)	16:38
24. Braden (Amador Valley)	16:42
25. Perez (Madera)	16:43
26. Scherson (Del Campo)	16:47
27. ? (?)	16:48
28. Solorio (Madera)	16:48
29. Sherman (Canyon)	16:49
30. Cornell (Arroyo Grande)	16:50

Small Schools Boys Teams

1. Livermore	106
2. Sonora	131
3. Gunn	132
4. Yreka	145
5. South Pasadena	165
6. Morro Bay	168
7. La Salle	192
8. Del Oro	204
9. Oak Park	214
10. San Luis Obispo	219
11. St. Mary's	291
12. Rio Americano	294
13. Palo Alto	306
14. Serra	325
15. Alameda	356
16. Moorpark	417
17. Livingston	426
18. Saratoga	452
19. Campolindo	480
20. Atascadero	495
21. Edison	539
22. Chaminade	631
23. Fowler	676

Small Schools Boys Indiv (154 finishers)

1. Ciano (San Luis Obispo)	16:09
2. Holman (Sonora)	16:24
3. Mitchell (Morro Bay)	16:29
4. Gillen (Yreka)	16:29
5. Rottroy (Oak Park)	16:31
6. Boehle (Junipero Serra)	16:33
7. Krong (Moorpark)	16:34
8. Peebles (Del Oro)	16:39
9. Ravenscroft (Yreka)	16:41
10. Taverner (Morro Bay)	16:42
11. Daniel (Livermore)	16:45
12. Liu (South Pasadena)	16:48
13. Scheagor (La Salle)	16:52
14. Santana (La Salle)	16:59
15. Creason (Oak Park)	17:01
16. Jones (Soquel)	17:04
17. Uwins (South Pasadena)	17:09
18. Jarosz (St. Mary's)	17:10
19. Palmer (Alameda)	17:12
20. ? (Gunn)	17:14
21. Eilers (Livermore)	17:17
22. Lewis (Livermore)	17:19
23. Tompkins (Gunn)	17:19



SCOTT CERVELLI

Photo by Bill Cockerham

24. Hillford (San Luis)	17:19
25. Orellana (Sonora)	17:30
26. Tweed (Oak Park)	17:32
27. Jones (Livermore)	17:34
28. Woodward (Sonora)	17:36
29. Tanaka (Livermore)	17:36
30. Weinstein (Gunn)	17:38

Large Schools Girls Teams

1. Aptos	107
2. Bishop Amat	143
3. Tustin	169
4. Clovis West	180
5. Carondelet	202
6. Canyon	209
7. Arroyo Grande	211
8. Madera	224
9. Dana Hills	234
10. Elsinore	280
11. North (Bakersfield)	287
12. Arvin	301
13. Santa Teresa	317
14. Del Campo	335
15. Casa Roble	370

16. Righetti	382
17. Reedley	384
18. Merced	438
19. Clovis	465
20. Bakersfield	498
21. Skyline	519
22. Bullard	523
23. West (Bakersfield)	533
24. Redwood	540

Large Schools Girls Indiv (148 finishers)

1. Mortensen (Redwood)	19:28
2. Hagstrom (Arroyo Grande)	19:33
3. Muehling (Amador Valley)	19:34
4. Donovan (Madera)	19:35
5. Durnell (Merced)	19:36
6. Silva (Aptos)	19:50
7. Alexander (Tustin)	19:52
8. Barr (Arroyo Grande)	20:02
9. Johnson (Clovis West)	20:09
10. Giles (Canyon)	20:14
11. Lawrence (Righetti)	20:20
12. Crouch (Aptos)	20:22
13. Komin (Bakersfield)	20:22
14. Leigh-Wood (Aptos)	20:31
15. Lawson (Clovis West)	20:35
16. Villanueva (Bishop Amat)	20:37
17. Coronado (Madera)	20:39
18. White (Elsinore)	20:44
19. Ortiz (Reedley)	20:45
20. Drekan (Del Campo)	20:45
21. Boggio (Canyon)	20:54
22. Cox (Del Campo)	20:58
23. Galvan (Bishop Amat)	20:59
24. Colyar (Carondelet)	21:01
25. Burman (Santa Teresa)	21:03
26. Owen (Carondelet)	21:05
27. McKenzie (North)	21:06
28. Randall (Bishop Amat)	21:06
29. Montelongo (Bishop Amat)	21:11
30. Daniels (Clovis West)	21:13

Small Schools Girls Teams

1. South Pasadena	64
2. Del Oro	92
3. San Luis Obispo	122
4. Chaminade	147
5. Rio Americano	160
6. Atascadero	173
7. Yreka	182
8. Palo Alto	209
9. Oak Park	229
10. Sonora	264
11. Campolindo	265
12. Alameda	277
13. San Joaquin Memorial	324
14. Edison	342
15. Moorpark	354

Small Schools Girls Indiv. (113 finishers)

1. Round (Morro Bay)	19:31
2. Higgins (Chaminade)	20:01
3. Litchfield (South Pasadena)	20:11
4. Zuniga (Rio Americano)	20:21
5. O'Brien (Campolindo)	20:22
6. Pope (Del Oro)	20:24
7. Funk (Del Oro)	20:25
8. Venables (Alameda)	20:33
9. Anderson (Yreka)	20:40
10. Alparo (South Pasadena)	20:50
11. Goodson (Chaminade)	20:53
12. Koy (Atascadero)	21:01
13. Schuster (Oak Ridge)	21:02
14. Bernardino (Oak Ridge)	21:05
15. Elman (South Pasadena)	21:06
16. Marr (Rio Americano)	21:07
17. McFarland (South Pasadena)	21:11
18. Michels (San Joaquin Memorial)	21:12
19. Starkey (Del Oro)	21:30
20. Wentz (Livermore)	21:32
21. Taff (Morro Bay)	21:35
22. Delguidice (Livermore)	21:41
23. Rios (Moorpark)	21:44
24. Herbst (Yreka)	21:49
25. Swart (San Luis Obispo)	21:50

Skyline Invitational

Joaquin Miller Park, Oakland, September 26, 1992, from Jeff DeWitt. Distance: 2.65 miles

Large Schools

Boys Teams

1. Overfelt	22
2. Yerba Buena	62
3. Ygnacio Valley	100
4. Piner	101
5. San Leandro	110
6. Liberty	127
7. Berkeley	137
8. Oakland	195

Boys Individuals (50 finishers)

1. Juan Pinal (Overfelt)	15:41
2. Luis Ayala (Overfelt)	15:49
3. Keith Kenne (San Leandro)	15:56
4. Carlos Gomez (Yerba Buena)	16:11
5. Ruben Alvarez (Overfelt)	16:13
6. Deonte McClendon (Skyline)	16:15
7. Jose Guerrero (Overfelt)	16:25
8. Richard Martinez (Yerba Buena)	16:29
9. Luis Perez (Overfelt)	16:31
10. Scott Gerow (San Leandro)	16:32

Girls Teams

1. Skyline	21
2. Overfelt	60
3. San Leandro	74
4. Berkeley	78

Girls Individuals (38 finishers)

1. Shannon Mathre (Ygnacio Valley)	20:21
2. Eleana Martysh (Berkeley)	20:37
3. Malika Freeman (Skyline)	21:07
4. Angela Harris (Skyline)	21:07
5. Anna Rensi (Skyline)	21:07
6. Eman Barfield (Skyline)	21:17
7. Juani Moreno (Overfelt)	21:31
8. Reyna Goodwin (Skyline)	21:36
9. Kimmy Pang (Yerba Buena)	21:40
10. Rachel Moger (San Leandro)	21:40

Small Schools

Boys Teams

1. Casa Grande	23
2. Irvington	38
3. Lick-Wilmerding	79

Boys Individuals (28 finishers)

1. Rick Esponda (Casa Grande)	15:22
2. Jeremy Mattern (Irvington)	16:24
3. Mike Caine (Irvington)	16:33
4. Justin White (Casa Grande)	16:36
5. Rygg Larson (Casa Grande)	17:01
6. Joe Janakes (Casa Grande)	17:07
7. Wes McBride (Casa Grande)	17:15
8. R.S. (Albany)	17:30
9. Ledgerwood (Irvington)	17:40
10. Phil Jonas (Lick-Wilmerding)	17:45

Girls Teams

1. Moreau	28
2. Presentation 29	

Girls Individuals (16 finishers)

1. Jane Edwards (Irvington)	19:27
2. Lori Cappuccio (Moreau)	20:19
3. Erin Moore (Moreau)	20:24
4. Gina Turrone (Presentation)	20:33
5. Ditte Noerholm (Casa Grande)	20:38
6. Mariam Paone (Presentation)	20:55
7. Kelly Leblanc (Presentation)	21:16
8. Cindy Engler (Presentation)	21:34
9. Jenny Puppione (Moreau)	21:48
10. Jasmine Esponda (Casa Grande)	21:49

San Ramon Invitational

Danville, Sept. 26, 1992. Distance: 2 miles

Large School Boys Teams

1. De La Salle	43
2. Montgomery	68
3. Logan	109
4. Santa Rosa	124
5. Monte Vista	126
6. Livermore	132
7. San Ramon Valley	154
8. Antioch	171

PREP NOTES

9. Clayton Valley	207
10. College Park	242
11. Rancho Cotate	306

Large School Boys Individuals

1. Mike Prindiville (De La Salle)	9:42
2. Ty Walker (De La Salle)	9:52
3. Aaron Daniel (Livermore)	9:54
4. John Kelly (De La Salle)	9:55
5. Pransias Fitzpatrick (De La Salle)	9:56
6. Brock Tesson (Monte Vista)	10:01
7. Mike Byroads (Antioch)	10:04
8. Jason Selby (Montgomery)	10:05
9. Tim Sanborn (Montgomery)	10:07
10. Sky Pile (Santa Rosa)	10:08
11. Sam Yemane (Logan)	10:10
12. Peter Egerton (Santa Rosa)	10:11
13. David Campbell (San Ramon)	10:12
14. John Lockard (Logan)	10:12
15. Josh Dorris (Montgomery)	10:13
16. Alejandro Pena (Logan)	10:15
17. Nate Bisbee (Montgomery)	10:15
18. Eric Davis (Clayton Valley)	10:17
19. Davis Toomey (Montgomery)	10:18
20. Phil France (Antioch)	10:20

Large School Girls Teams

1. Rancho Cotate	76
2. San Ramon Valley	83
3. Logan	85
4. Santa Rosa	103
5. Montgomery	114
6. College Park	134
7. Livermore	150
8. Clayton Valley	177

Large School Girls Individuals

1. Pam Richardson (Montgomery)	11:43
2. Megan Reeder (Santa Rosa)	11:47
3. Kim Wilkes (Logan)	11:56
4. Tina Bowen (San Ramon Valley)	12:03
5. Mei-Ling McNamara (Logan)	12:12
6. Michelle Kyono (Logan)	12:15
7. Melanie Malara (College Park)	12:22
8. Michelle Delguidice (Livermore)	12:34
9. Nicole Paris (Clayton Valley)	12:46
10. Maggie McConico (Santa Rosa)	12:54
11. Sarah Gibson	12:54
12. Michelle McConico (Santa Rosa)	12:56
13. Darcy Matthews (Rancho Cotate)	12:57
14. Stephanie Kolberg (Monte Vista)	12:57
15. Sarah McClendon (Montgomery)	12:58
16. Robyn Broome (Rancho Cotate)	13:02
17. Brook Otterson (San Ramon)	13:10
18. Jamie Duncan (Montgomery)	13:18
19. Stacey Radowicz (San Ramon)	13:21
20. Missy Keyes (Livermore)	13:25

Lagoon Valley Invitational

Vacaville, Sept. 26, 1992. Distance: 3 miles

Boys Teams

1. Bellarmine	48
2. Lincoln (Stockton)	67
3. Davis	87
4. Woodland	133
5. Casa Roble (Orangevale)	155
6. Serra	166
7. Wood	197
8. Concord	217
9. Fairfield	227
10. El Camino (Sacramento)	258

Boys Individuals

1. Jamie Cannon (Bellarmine)	15:04
2. Charles Williams (Hogan)	15:14
3. Davis Alexis (Fairfield)	15:17
4. Dan Boehle (Serra)	15:20
5. Chris Bollinger (Lincoln)	15:27
6. Brian Murphy (Davis)	15:30
7. Phil Lapointe (Lincoln)	15:32
8. Arnold Song (Bellarmine)	15:42
9. Tom Becker (Bellarmine)	15:43
10. Brian Lavee (Bellarmine)	15:45
11. Tom Washington (Serra)	15:46
12. Edgar Perez (Woodland)	15:48
13. Andrew Springer (Davis)	15:48

14. Corbin Chamberlain (Casa Roble)	15:49
15. Marc Boulland (Bellarmine)	15:56

Girls Teams

1. Davis	68
2. Wood	73
3. Dixon	77
4. Casa Roble	78
5. St. Francis (Sacramento)	112

Girls Individuals

1. Janie Whitmore (Valley)	18:33
2. Magi Martinez (Wood)	18:46
3. Saskia Cornes (Davis)	18:53
4. Jennifer Stewart (El Camino)	19:03
5. Delee Bersbach (Elk Grove)	19:28
6. Shannon Reed (Johnson)	19:34
7. Amy Scherer (St. Francis)	19:37
8. Liz Spurlock (Dixon)	19:40
9. Donna Bruins (Casa Roble)	19:41
10. Becky Hardenburgh (Casa Roble)	19:55
11. Shelby McKnight (Casa Roble)	19:59
12. Cybelle McFadden (St. Francis)	20:02
13. Kristin Hawking (Dixon)	20:09
14. Karen Sibla (Davis)	20:11
15. Lelani Kauhane (Wood)	20:12

Chico Invitational

September 26, 1992, from Chuck Sheley (Chico Junior High School). Distance: 3.0 miles boys, 1.85 miles girls

Boys Teams

1. Fortuna	72
2. Shasta	73
3. Chico	116
4. Calaveras	119
5. Petaluma	120
6. Enterprise	169
7. Arcata	172
8. Corning	174
9. Pleasant Valley	226
10. Lassen	233
11. Red Bluff	252
12. Yuba City	300

Boys Individuals (95 finishers)

1. Lane Carlson (Enterprise)	16:36
2. Stuart Mayer (Chico)	16:56
3. Ken Brito (Fortuna)	17:03
4. C. Treato (Paradise)	17:08
5. T. Thompson (Arcata)	17:10
6. G. Wheeler (Shasta)	17:15
7. B. Flowers (Calaveras)	17:23
8. M. Davies (Shasta)	17:26
9. J. Hunt (Fortuna)	17:41
10. J. Quintal (Fortuna)	17:41
11. D. Brackett (Calaveras)	17:45
12. J. Rosen (Petaluma)	17:51
13. N. Craig (Anderson)	17:56
14. E. Gorbet (Lassen)	18:00
15. J. Haramati (Petaluma)	18:03
16. J. Graciano (Corning)	18:13
17. J. Johnson (Quincy)	18:19
18. E. Miller (Shasta)	18:20
19. A. Butterfield (Enterprise)	18:24
20. T. Lambert (Red Bluff)	18:25

Girls Teams

1. Lassen	54
2. Paradise	60
3. Anderson	63
4. Chico	64
5. West Valley	113
6. Petaluma	114

Girls Individuals (52 finishers)

1. Amy Hallbauer (Pleasant Valley)	11:07
2. Vicky Fleschner (Fortuna)	11:12
3. Sally Pyle (Lassen)	11:14
4. V. Boulom (Chico)	11:26
5. S. Giunfani (Lassen)	11:34
6. C. Bill (Lassen)	11:35
7. C. Henderson (Arcata)	11:44
8. A. Bergenske (Fortuna)	11:44
9. K. Houchin (Chico)	11:45
10. A. Urjanheim (Yuba City)	11:49

Elementary Girls

1. Naomi Ramos (Red Bluff Rebels)	11:25
2. Sally Cheda (Petaluma)	11:39
3. Jami Urban (Red Bluff Rebels)	11:39

Ram Invitational

Westmoor High School, Daly City, September 26, 1992, from Ron DiMaggio

Note: Rule 9-2 Art. 5...If only five competitors of tying teams finish, the tie shall be resolved by totaling the scores of the first four finishers.

Boys Teams

1. Castro Valley	126
(five competitors, score of the first four finishers is 74)	
2. Fremont (Sunnyvale)	126
(five competitors, score of the first four finishers is 85)	
3. Gunn	139
4. Sacred Heart/Cathedral	149
5. Leland	151
6. Homestead	154
7. St. Francis (Mountain View)	177
8. St. Ignatius	183
9. Bishop O'Dowd	194
10. Lynbrook	243
11. Lowell	326
12. San Mateo	342
13. Westmoor	367
14. Half Moon Bay	374
15. Palma	401
16. Terra Nova	429
17. El Camino (South San Francisco)	454

Boys Individuals (117 finishers)

1. Jason Balkman (Lynbrook)	12:37
2. John Atwood (Castro Valley)	12:54
3. Mike Powers (Fremont)	12:57
4. Britton Owen (Palma)	13:07
5. Yingling (St. Francis)	13:08
6. Mark Tompkins (Gunn)	13:10
7. Mike Phelps (Castro Valley)	13:29
8. Derrick Varner (Leland)	13:31
9. Matt Tompkins (Gunn)	13:33
10. Alex Teekell (Bishop O'Dowd)	13:35
11. Jeremy Weinstein (Gunn)	13:35
12. Jason Hakes (Homestead)	13:39
13. Jose Gutierrez (Fremont)	13:41
14. Rishi Ostrowski (Sacred Heart)	13:45
15. Grint Wayman (Gunn)	13:48
16. Mike Mastrangelo (Riordan)	13:48
17. Chris Connolly (Leland)	13:49
18. Erik Neal (Homestead)	13:53
19. Bindu Frank (Bishop O'Dowd)	13:53
20. Brent Reid (Aragon)	13:58

Boys Soph Individuals

1. Cliff Roberts (Leland)	13:41
2. Tony Condo (Homestead)	13:46
3. Dan Furuyama (Castro Valley)	13:58

Girls Teams

1. Bishop O'Dowd	55
2. St. Ignatius	61
3. St. Francis (Mountain View)	83
4. Carondelet	94
5. Castro Valley	178
6. Gunn	250
7. Lowell	270
8. Terra Nova	302

Girls Individuals (75 finishers)

1. Mesha Marzell (Bishop O'Dowd)	14:54
2. Tilla Torrens (St. Francis)	15:01
3. Nicky Saleta (Bishop O'Dowd)	15:23
4. Ann Baldelli (St. Ignatius)	15:34
5. Eliza Gaenger (St. Ignatius)	16:08
6. Laura Sandoval (St. Ignatius)	16:15
7. Candace Threatt (Bishop O'Dowd)	16:21
8. Wendy Tovey (Half Moon Bay)	16:23
9. Laura Kuhl (Carondelet)	16:25
10. Laurie Cook (Gunn)	16:29
11. Kate Owan (Carondelet)	16:31
12. Amy Rafferty (Leland)	16:35
13. Anniken Iversen (St. Francis)	16:37
14. Courtney Bolin (Aragon)	16:40
15. Laura Demmelmaier (St. Francis)	16:40

Stevenson Invitational

Pebble Beach, October 3, 1992

Girls Teams

1. Santa Teresa	54
2. Clovis (Clovis)	82

Girls Individuals

1. Carrie Burman (Santa Teresa)	18:35
2. Vi Tran (Santa Teresa)	18:48
3. Alexis Wadde (Monterey)	18:55
4. Julie Ruckriegel (Santa Teresa)	19:29
5. Dee Dee Chavez (Hollister)	19:38

Artichoke Invitational

Half Moon Bay High School, October 3, 1992

from Dick Calvin, Meet Director

Distance: 2.33 miles

Division I (four-year enrollment of 1200 or more)

Boys Teams

1. Madera	46
2. Overfelt	69
3. Del Campo	102
4. Montgomery	111
5. Castro Valley	142
6. Los Gatos	166
7. Yerba Buena	228
8. Manteca	262
9. Aragon	277
10. Douglas (Minden, Nevada)	289
11. Roosevelt	306
12. St. Francis (Mountain View)	342
13. College Park	361
14. San Mateo	503
15. Westmont	516

Boys Individuals (138 finishers)

1. Juan Pinal (Overfelt)	11:38.1
2. Eric Kroft (Madera)	11:40.1
3. Ricky Chavez (Madera)	11:44.5
4. Dave Scherson (Del Campo)	11:47.0
5. Konrad Knutsen (Del Campo)	11:51.4
6. Luis Ayala (Overfelt)	11:56.1
7. John Atwood (Castro Valley)	11:59.2
8. Sean Rios (Madera)	12:02.7
9. John Bruntz (Santa Clara)	12:10.2
10. Ryan Bentley (Douglas)	12:14.7
11. Clarence Perez (Madera)	12:15.8
12. Malias Amezola (Madera)	12:22.3
13. Richard Martinez (Yerba Buena)	12:24.1
14. Adrian Garcia (Roosevelt)	12:24.8
15. Josh Hinkle (Montgomery)	12:25.1
16. Jose Guerrero (Overfelt)	12:26.9
17. David Toomey (Montgomery)	12:27.9
18. Ben Abeln (Los Gatos)	12:28.2
19. Devin Avey (Los Gatos)	12:28.5
20. Tony Solonio (Madera)	12:32.8
21. Mike Phelps (Castro Valley)	12:33.2
22. Ruben Alvarez (Overfelt)	12:34.0
23. Nate Bisbee (Montgomery)	12:34.4
24. Juan Del Rio (Overfelt)	12:35.3
25. Kevin Ferns (Del Campo)	12:35.6
26. Glen Pinnegar (Del Campo)	12:36.1
27. Josh Dorris (Montgomery)	12:37.6
28. Daniel Chavez (Overfelt)	12:41.3
29. Scott Story (Montgomery)	12:41.6
30. Matt Pitts (Mountain View)	12:41.9
31. Hector Leja (Manteca)	12:42.2
32. Jonathan Espinosa (Madera)	12:45.3
33. Tim Logan (Douglas)	12:47.5
34. Kevin Strahsky (Castro Valley)	12:49.0
35. Brent Reid (Aragon)	12:49.7
36. Brian Stannard (Los Gatos)	12:50.9
37. Carlos Gomez (Yerba Buena)	12:51.3
38. Corey Lohman (Manteca)	12:51.9
39. Dan Furuyama (Castro Valley)	12:54.0
40. Jason Selby (Montgomery)	12:56.6
41. Mike Furuyama (Castro Valley)	12:58.8

Boys Freshman Individuals

1. Luis Perez (Overfelt)	12:48.8
2. Beebe Rutledge (Woodside)	12:51.4

Boys Fresh/Soph Individuals

1. Mauricio Rodriguez (Madera)	12:36.3
2. Senai Kidane (Skyline)	12:39.3
3. Victor Ramirez (Madera)	12:44.3

PREP NOTES

4. Adan Perea (Madera)	12:49.1
5. Mauricio Morquecho (Madera)	12:56.1
Boys J.V. Individuals	
1. Eddie Evangelista (Madera)	12:31.9

Girls Teams	
1. Los Gatos	47
2. Del Campo	105
3. Madera	114
4. Douglas (Minden, Nevada)	118
5. Castro Valley	145
6. Skyline	180
7. East Union	211
8. Overfelt	257
9. College Park	290
10. Washington (Fremont)	297
11. Montgomery	303
12. Wilcox	334
13. Santa Clara	340
14. Fremont (Sunnyvale)	446
15. St. Francis (Mountain View)	493

Girls Individuals (133 finishers)	
1. Sherrie Donovan (Madera)	14:07.3
2. Miranda Middlecoff (Los Gatos)	14:24.7
3. Holly Malander (Los Gatos)	14:36.1
4. Sarah Dickerman (Del Campo)	14:45.6
5. Pamela Richardson (Montgomery)	14:51.5
6. Melissa Ackermann (Castro Valley)	14:58.0
7. Melanie Melara (College Park)	15:05.7
8. Cathy Landers (Los Gatos)	15:09.8
9. Julie Cox (Del Campo)	15:10.9
10. Noelle Lamprecht (Douglas)	15:23.7
11. Sandra Garcia (Manteca)	15:29.9
12. Leslie Nielson (Del Campo)	15:31.3
13. Diana Estrada (Madera)	15:32.3
14. Marisa Daniel (Granada)	15:36.7
15. Rosanna Saff (Los Gatos)	15:39.7
16. Liz Mousovrakis (Washington)	15:40.0
17. Amy Miller (Douglas)	15:40.4
18. Barani Win (Wilcox)	15:41.5
19. Lisa Gardner (Douglas)	15:47.7
20. Alicia Lyon (East Union)	15:48.6
21. Alex Tavaréz (Los Gatos)	15:49.1
22. Malika Freeman (Skyline)	15:52.8
23. Julie Gardner (Douglas)	15:53.2
24. Cameo Copa (College Park)	15:56.2
25. Ana Teliez (College Park)	15:58.9
26. Marti Cassing (Del Campo)	15:59.4
27. Tiendress Towden (Skyline)	15:59.9

Girls Fresh/Soph	
1. Laneisha McPherson (Oak Grove)	15:17.4
2. Lisa Renteria (Westmont)	15:24.9

Division II (four-year enrollment under 1,200)

Boys Teams	
1. Sacred Heart/Cathedral	90
2. Lick	100
3. Carlmont	172
4. St. Ignatius	210
5. Lynbrook	218
6. North Tahoe	222
7. Alameda	233
8. University (San Francisco)	237
9. Alhambra	271
10. Redwood (Larkspur)	310
11. Head-Royce	341
12. Cupertino	376
13. Albany	414
14. Moreau	415
15. Cardinal Newman	496
16. Dublin	497
17. Mitty	501
18. Saratoga	530
19. Irvington	573
20. Terra Nova	616

Boys Individuals (163 finishers)	
1. Jason Balkman (Lynbrook)	11:38.3
2. Aaron Greenwald (Drake)	12:14.1
3. Chris Palmer (Alameda)	12:19.4
4. Mondo Auliez (Lick)	12:26.3
5. Rishi Ostrowski (Sacred Heart)	12:32.6
6. John Piazza (Marin Catholic)	12:36.8
7. Rich Erkkila (St. Ignatius)	12:39.9
8. Hyrum Ernstom (Alhambra)	12:41.0

9. Jake Mills (North Tahoe)	12:44.9
10. Mike Mastrangelo (Riordan)	12:45.6
11. Jaime Recondes (Lick)	12:48.2
12. Bryant Silva (Cupertino)	12:50.4
13. Ernie Gorbet (Lassen)	12:52.2
14. Ehab Mohsen (Saratoga)	12:53.0
15. Matt Shargel (Alameda)	12:56.3
16. Chris Lunny (Sacred Heart)	12:57.4
17. Eli Minivelle (Sacred Heart)	12:59.4
Freshman Boys Individuals	
1. Jerome Morton (Riordan)	12:58.4
Fresh/Soph Boys	
1. David McDonough (Cupertino)	12:26.9
2. Andy Bradley (Indine)	12:34.0
3. Sherman Moore (Lassen)	12:48.9
4. Onofre Navarro (Lick)	12:49.9
5. Philippe Melin (Cardinal Newman)	12:51.2
6. Isaac Harris (Lassen)	12:53.3
7. Andrew Quraishi (Half Moon Bay)	12:55.4

Girls Teams	
1. Ursuline	78
2. Moreau	140
3. Indine	141
4. Redwood Christian	247
5. Mitty	258
6. Arroyo	282
7. Menlo School	304
8. Terra Linda	314
9. St. Ignatius	315
Girls Individuals	
1. Sally Pyle (Lassen)	14:24.1
2. Brenna Nurni (Ursuline)	14:32.8
3. Jane Edwards (Irvington)	14:44.6
4. Laurie Cook (Gunn)	14:53.2
5. Stephi Giuntini (Lassen)	14:56.7
6. Georgina Bolkwell (Ursuline)	14:58.6
7. Christi Bill (Lassen)	15:03.6
8. Missy Goehrig (Incline)	15:07.9
9. Catherine Venables (Alameda)	15:16.8
10. Kim Nannizzi (Ursuline)	15:19.6
11. Dee Dee Gorbet (Lassen)	15:21.8
12. Wendy Tovey (Half Moon Bay)	15:28.4
13. Elizabeth Gould (Sacred Heart, Menlo Pk)	15:29.0
14. Jennifer Schleninger (Encinal)	15:29.6
15. Lori Cappuccio (Moreau)	15:30.5
16. Erin Moore (Moreau)	15:31.2
17. Brenda Cooks (Half Moon Bay)	15:34.6
18. Chris Goehrig (Incline)	15:37.4
19. Maria Hakel (Ursuline)	15:40.3
20. Sarah Jakel (Sonoma)	15:52.7

Girls Fresh/Soph Individuals	
1. Amanda Tomei (University)	15:42.9
2. Becky Loggins (Moreau)	15:55.5

Stanford Invitational

Stanford Golf Course, October 3, 1992

Distance: 5,000 meters

Boys	
Division I Teams	
1. Hart	38
2. Bend (Oregon)	75
3. Peninsula	106
4. Arroyo Grande	123
5. De La Salle	161
6. Bellarmine	189
7. Merced	204
8. Logan	238
9. Antioch	283
10. Bell Gardens	284
11. Clovis West	291
12. Burbank	298
13. Santa Rosa	323
14. Stagg	368
15. Beyer	380
16. Turlock	418
17. Bullard	435
18. Piner	450

Division I Individuals (106 finishers)	
1. Eric Dunn (Arroyo Grande)	15:23
2. Brian Wilkinson (Merced)	15:28
3. Keith Grossman (Hart)	15:40

4. Paul Delacerda (Hart)	15:42
5. Shawn Frack (Esperanza)	15:44
6. Brett Strahan (Hart)	15:45
7. Gavin Kinger (Hart)	15:45
8. Alejandro Ramirez (Stagg)	15:47
9. Dan Minami (Peninsula)	15:47
10. Marc Lawson (Clovis West)	15:48
11. Carl Decker (Bend)	15:51
12. Mike Prindville (De La Salle)	15:52
13. John Kelly (De La Salle)	15:55
14. Ed Frank (Bend)	16:05
15. Luke Kinch (Bend)	16:06
16. Sam Yemane (Logan)	16:09
17. Jamie Cannon (Bellarmine)	16:09
18. Brett Miller (Bend)	16:09
19. Ty Walker (De La Salle)	16:10
20. Ken Goodrich (Peninsula)	16:10
21. Jose Erazo (Hart)	16:11
22. Ryan Douglass (Bend)	16:11
23. Jonathan Eveleth (Hart)	16:14
24. Juan Leon (Arroyo Grande)	16:16
25. Hide Sano (Peninsula)	16:17
26. Steve Shultz (Peninsula)	16:21
27. Manuel Ortega (Stagg)	16:22
28. Mike Byroads (Antioch)	16:22
29. Pat Ganity (Arroyo Grande)	16:26
30. Tom Givens (Hart)	16:27
31. Chad Cook (Royal)	16:33
32. Chris Kelly (Peninsula)	16:37
33. Alejandro Pena (Logan)	16:39
34. Bjorn Flora (Bend)	16:40
35. Matt Balchelor (Bend)	16:41
36. Pete Cornell (Arroyo Grande)	16:43
37. Previn Chandraratna (Peninsula)	16:44
38. Fergal Flannagan (Antioch)	16:45
39. Alejandro Salgado (Arroyo Gr)	16:46
40. Sky Pile (Santa Rosa)	16:46
41. Alfre Truvillo (Bell Gardens)	16:48
42. Tom Soma (Bellarmine)	16:49
43. Eric Caldwell (Merced)	16:50
44. Brian Lucido (Bellarmine)	16:51
45. Craig Hasselman (Peninsula)	16:53
46. Edgardo Diaz (Bell Gardens)	16:54
47. Brian Lavelle (Bellarmine)	16:54
48. Arnold Song (Bellarmine)	16:55
49. Peter Kyriakon (Burbank)	16:55
50. Zack Barrett (Santa Rosa)	16:57

Division II Teams	
1. Jesuit	50
2. North (Bakersfield)	145
3. Homestead	152
4. San Luis Obispo	189
5. Monte Vista	191
6. Grants Pass (Oregon)	211
7. San Ramon	214
8. Fremont (Sunnyvale)	242
9. Amador Valley	243
10. Delano	253
11. Righetti	256
12. Mission Viejo	263
13. Junipero Serra	292
14. Leland	298
15. Placer	368
16. Silver Creek	397
17. Eureka	416
18. Maramonte	462
19. Leigh	475
20. San Leandro	549
21. Oak Ridge	621
22. Napa	633

Division II Individuals (106 finishers)	
1. Ricardo Brewer (North)	15:30
2. Matt Farley (Jesuit)	15:40
3. Jason Perscheid (Jesuit)	15:47
4. Matt Creason (Eureka)	15:48
5. Dave Braden (Amador Valley)	15:58
6. Roger Ciano (San Luis Obispo)	16:01
7. Nick Niles (Jesuit)	16:03
8. George Rivera (Delano)	16:13
9. Angel Ibarra (Righetti)	16:17
10. Brock Tessman (Monte Vista)	16:19
11. Ned Presnall (Jesuit)	16:34
12. Keith Kennedy (San Leandro)	16:34

13. Steve Renaud (Grants Pass)	16:35
14. Dan Boehle (Serra)	16:36
15. Chris Lyke (Grants Pass)	16:42
16. Ray Solis (Righetti)	16:44
17. Rey Sanchez (Delano)	16:45
18. Tom Washington (Serra)	16:47
19. Scott McKelvey (Leigh)	16:47
20. Stan Lovett (North)	16:53
21. Chad Schmidt (North)	16:55
22. Geoff Long (Amador Valley)	16:56
23. Jose Gutierrez (Fremont)	16:56
24. Erik Neal (Homestead)	16:57
25. Derrick Karner (Leland)	16:57

Division III Teams	
1. Mission Bay	32
2. St. Augustine	82
3. Corona del Mar	113
4. Livermore	167
5. Alemany	169
6. Ashland (Oregon)	183
7. El Modena	188
8. Gunn	235
9. Sonoma	257
10. Loyola	266
11. Laguna Hills	282
12. Del Oro	364
13. La Canada	394
14. Bishop O'Dowd	400
15. Palo Alto (6th runner 119)	444
16. Burlingame (6th runner 151)	444
17. Reno (Nevada)	468
18. Concord	524
19. St. Paul	532
20. Los Altos	564
21. Irvington	578
22. Petaluma	583
23. Bosco Tech	623
24. Coalinga	624
25. Aptos	667
26. Santa Cruz	693
27. Las Lomas	700
28. Rancho Cotate	727
29. Richmond	914

Division III Individuals (197 finishers)	
1. Devin Elizondo (Mission Bay)	15:52
2. Darren Holman (Sonoma)	15:52
3. David Levy (Mission Bay)	15:57
4. Mario Marquez (Mission Bay)	16:07
5. Aaron Daniel (Livermore)	16:11
6. Tom Peebles (Del Oro)	16:11
7. Mark Hauser (St. Augustine)	16:12
8. Jason Yingling (St. Francis, M.V.)	16:16
9. Roger Romero (Mission Bay)	16:18
10. Hugo Rodriguez (Loyola)	16:24
11. Jon Miller (Ashland)	16:27
12. Dan O'Connor (St. Augustine)	16:32
13. Jeff Sneed (La Canada)	16:33
14. David Bitter (El Modena)	16:33
15. Damien Hughes (St. Augustine)	16:35
16. Brian Slingsby (Corona Del Mar)	16:37
17. Fabian Hernandez (Mission Bay)	16:39
18. Alex Teekell (Bishop O'Dowd)	16:41
19. Cory Thomas (Corona Del Mar)	16:42
20. Pete Carmichael (Corona Del Mar)	16:43
21. Rik Stevens (Laguna Hills)	16:44
22. Fron Osterhaus (Ashland)	16:46
23. Ty Wynn (El Modena)	16:48
24. Shane Melrose (St. Augustine)	16:49
25. Jason Barreda (Loyola)	16:50
26. Melt Molyer (Alemany)	16:50
27. Jeremy Weinstein (Gunn)	16:51
28. Martin Reyes (St. Augustine)	16:53
29. Steve Timmons (Corona Del Mar)	16:56
30. Shaunt Vartanian (Burlingame)	16:57

Division IV Teams	
1. McFarland	50
2. Morro Bay	93
3. Nordhoff	100
4. Taft	103
5. Yosemite	207
6. Piedmont	222
7. Orange Lutheran	237
8. Bear River	268

PREP NOTES

9. St. Mary's (Berkeley)	269
10. Crespi	275
11. Carpinteria	285
12. Wilks	292
13. Bret Harte	293
14. Lick-Wilmerding	331
15. Polytechnic	358
16. Summerville	361
17. Foothill (Redding)	413
18. Vanden	474

Division IV Individuals (131 finishers)

1. Dave Mitchell (Morro Bay)	15:49
2. Steve Brown (Piedmont)	15:56
3. Jose Sanchez (McFarland)	15:57
4. Jed Saueressig (Yosemite)	15:57
5. John Orosco (Taft)	16:00
6. Aaron Bell (Bear River)	16:06
7. Joe Taverner (Morro Bay)	16:14
8. Javier Ramirez (Northhoff)	16:14
9. Galvan Gonzalez (McFarland)	16:27
10. Victor Heredia (McFarland)	16:41
11. Will Johnson (Northhoff)	16:47
12. Chad Roberts (Taft)	16:51
13. Gabriel Diaz (McFarland)	16:53
14. Mauro Rivera (Carpinteria)	16:54
15. Jonathan Genant (Branson)	16:55
16. Jose Luis Sanchez (McFarland)	16:56

Junior Varsity Individuals

1. Promissias Fitzpatrick (De La Salle)	16:39
2. Joel Givens (Hart)	16:49
3. Jason Neese (Peninsula)	16:57

Girls

Division I Teams

1. Bend (Oregon)	18
2. Peninsula	54
3. Hart	119
4. Arroyo Grande	126
5. Clovis West	140
6. Downey	178
7. Millikan	195
8. Burbank	209
9. Santa Rosa	225
10. Bell Gardens	257
11. Beyer	334
(6th runner 79th)	
12. Turlock	334
(no 6th runner, first four 248)	
13. Antioch	334
(no 6th runner, first four 249)	
14. Piner	415

Division I Individuals

1. Grace Durnell (Merced)	18:28
2. Kortney Duncouse (Bend)	18:48
3. Diane Wilson (Bend)	18:48
4. Brynn Abby (Bend)	18:53
5. Kelly Jordan (Bend)	19:02
6. Mindy Hagstrom (Arroyo Grande)	19:12
7. Molly Mehlig (Peninsula)	19:18
8. Jaime Artzner (Peninsula)	19:21
9. Dana Eigenbright (Bend)	19:25
10. Mary Blake (Peninsula)	19:32
11. Megan Reeder (Santa Rosa)	19:37
12. Sara Council (Bend)	19:39
13. Brandy Barr (Arroyo Grande)	19:42
14. Christa Ayuso (Burbank)	19:45
15. Jo Anne Cerni (Downey)	19:46
16. Julie Meyers (Peninsula)	19:46
17. Jessica Delacorda (Hart)	19:48
18. Lynn Snyder (Peninsula)	19:49
19. Krissy Schranz (Hart)	20:01
20. Serena Johnson (Clovis West)	20:07
21. Jaymee Daniels (Clovis West)	20:09
22. Alisa Scudamore (Peninsula)	20:15
23. Amy Duffee (Bend)	20:21
24. Kelly Forrester (Millikan)	20:25
25. Marci Lawson (Clovis West)	20:31

Division II Teams

1. Ocean View	49
2. Claremont	97
3. Corona	103
4. San Luis Obispo	131
5. North	133

6. Righetti	187
7. Napa	214
8. Miramonte	221
9. San Ramon	238
10. Amador Valley	244
11. Leland	247
12. Placer	279
13. Silver Creek	296
14. San Leandro	355

Division II Individuals (100 finishers)

1. Laura Monson (Claremont)	19:00
2. Michelle Muething (Amador Valley)	19:14
3. Cindy Franco (Delano)	19:18
4. Claris Fernandez (Corona)	19:22
5. Taryn Lawson (Ocean View)	19:23
6. Danielle Nelson (Napa)	19:32
7. Christy Bradshaw (Ocean View)	19:53
8. Shannon Nohr (Miramonte)	20:01
9. Molly Lawrence (Righetti)	20:04
10. Tiffany Rasmussen (Corona)	20:06
11. Julie Schuster (Oak Ridge)	20:12
12. Christie Engesser (Ocean View)	20:20
13. Keely McKinzie (North)	20:24
14. LaTanya Sumlin (North)	20:29
15. Tara Holmes (Claremont)	20:31

Division III Teams

1. Corona del Mar	49
2. Laguna Hills	95
3. Bishop O'Dowd	123
4. El Modena	136
5. Aptos	162
6. Del Oro	188
7. St. Francis (Mountain View)	199
8. Ashland (Oregon)	212
9. Carondelet	222
10. St. Ignatius	279
11. La Canada	304
12. Rancho Cotate	328
13. Palo Alto	343
14. St. Paul	366
15. Our Lady of Peace	389
16. Sonoma	393
17. Livermore	443
18. West Hills	454
19. Alemany	478
20. Las Lomas	510
21. Santa Cruz	524
22. Castilleja	570
23. Petaluma	639

Division III Individuals (165 finishers)

1. Miesha Marzell (Bishop O'Dowd)	18:27
2. Dresden Howell (Corona del Mar)	18:41
3. Domitilla Torrens (St. Francis)	18:49
4. Tracy Clark (Corona del Mar)	18:53
5. Brooke Meeker (Corona del Mar)	18:58
6. Nicky Saleta (Bishop O'Dowd)	19:04
7. Nicole Silva (Aptos)	19:07
8. Heidi Sidder (Laguna Hills)	19:18
9. Sara Brandy (Ashland)	19:24
10. Mayra Medina (Laguna Hills)	19:37
11. Sara Pope (Del Oro)	19:40
12. Tara Whitfield (El Modena)	19:41
13. Ann Baldelli (St. Ignatius)	19:45
14. Kate Brandy (Ashland)	19:49
15. Kristina Dahlberg (El Modena)	19:49
16. Liz Leigh-Wood (Aptos)	19:50
17. Marunda Funk (Del Oro)	19:54
18. Heather Taketa (Corona del Mar)	19:55
19. Anjelica Randall (Bishop O'Dowd)	19:56
20. Julia Weeks (Corona del Mar)	19:59
21. Heather McGlone (Laguna Hills)	20:00
22. Carlene Pengra (La Canada)	20:01
23. Maranda Cowan (Central Valley)	20:05
24. Sarah Dien (La Canada)	20:09
25. Maggie Volterova (Ran Cotate)	20:11
26. Megan Randall (Aptos)	20:12
27. Betsy Carmichael (Cor del Mar)	20:15
28. Tosha Clements (Laguna Hills)	20:22
29. Natalie Austin (El Modena)	20:22
30. Tara Higgins (Laguna Hills)	20:25
31. Carrie Irwin (Central Valley)	20:26
32. Mariel Olivando (McFarland)	20:27

33. Carolyn Cotyar (Carondelet)	20:29
34. Christina Peacock (Central Vly)	20:30
35. Sally Daganzo (Bishop O'Dowd)	20:31

Division IV Teams

1. Northhoff	84
2. McFarland	85
3. Yosemite	125
4. Bear River	129
5. Presentation	131
6. Lutheran, Orange	168
7. Taft	178
8. Morro Bay	183
9. Piedmont	193
10. Louisville	197
11. Bret Harte	299
12. Carpinteria	304
13. La Salle	306
14. Summerville	351

Division IV Individuals

1. Anika Webb (Bear River)	18:30
2. Karen Bockel (Northhoff)	19:23
3. Faye Roundy (Morro Bay)	19:56
4. Shakinn Fulove (Louisville)	20:04
5. Karen Padilla (Yosemite)	20:10
6. Amber Parkinson (Lutheran)	20:23
7. Cindy Carter (McFarland)	20:29

Madera Elks Invitational

Town and Country Park, October 8, 1992, from

Dee DeWitt

Distance: 3.0 miles

Boys Teams

1. Madera	25
2. McLane	96
3. Yosemite	115
4. Clovis West	135
5. Redwood	150
6. Golden West	180
7. Roosevelt	197
8. Washington	211
9. Hanford	217
10. Coalinga	217
11. Fresno	224
12. Central	317
13. Sierra	323
14. Edison	346
15. Fowler	356

Boys Individuals (110 finishers)

1. Marc Lawson (Clovis West)	14:49
2. Ricky Chavez (Madera)	14:54
3. Eric Kropf (Madera)	14:58
4. Jed Saueressig (Yosemite)	15:16
5. Sean Rios (Madera)	15:36
6. Clarence Perez (Madera)	15:45
7. Adrian Garcia (Roosevelt)	15:45
8. Humberto Moreno (Redwood)	15:46
9. Matias Amezcua (Madera)	15:48
10. Scott Bolin (McLance)	15:55
11. L. Campos (Coalinga)	16:07
12. Binyam Amanuel (McLance)	16:17
13. Eyob Tadese (McLance)	16:18
14. Sammy Morales (Washington)	16:19
15. Jacob Ekinos (Bullard)	16:21
16. Jose Miranda (Roosevelt)	16:23
17. Tony Solorio (Madera)	16:24
18. Jerry Sickan (Clovis West)	16:26
19. Juan Morales (Washington)	16:27
20. Ryan Rowland-Smith (Redwood)	16:35

Girls Teams

1. Madera	53
2. Golden West	80
3. Mt. Whitney	119
4. Redwood	139
5. Yosemite	147
6. Hoover	148
7. Edison	151
8. Bullard	153
9. Clovis West	160

Girls Individuals (91 finishers)

1. Sherri Donovan (Madera)	18:01
2. Jenni Mortensen (Redwood)	18:35
3. Sarana Johnson (Clovis West)	18:42

4. Judy Petty (Golden West)	18:45
5. Kami Schofield (Mt. Whitney)	18:46
6. Sarah Dawson (Hoover)	18:48
7. Andrea Coronado (Madera)	19:28
8. Karen Padilla (Yosemite)	19:43
9. Teresa Bldavo (Golden West)	19:53
10. Christina Aguirre (Roosevelt)	19:54
11. Diana Estrada (Madera)	20:02
12. Andria Cheatwood (Gold West)	20:18
13. Deena Crowe (Mt. Whitney)	20:21
14. Sourylla Syhalth (Edison)	20:25
15. Angie Fernandez (Hoover)	20:26
16. Rosalinda Casteneda (Madera)	20:43
17. Roberta Alanis (Bullard)	20:45
18. Eileen Straw (Yosemite)	20:53
19. Siprine Avila (Madera)	20:56
20. Katherine Nichols (Edison)	20:57

18th Annual Serra Invitational

Crystal Springs, Belmont, October 10, 1992

Boys Championship Teams

1. Jesuit	39
2. Madera	48
3. Bellarmine	88
4. Overfelt	111
5. Santa Teresa	139
6. Amador Valley	150
7. Serra	159
8. North Salinas	190
9. St. Patrick/Vincent	243

Boys Championship Individuals

1. Scott Cervelle 11 (Santa Teresa)	15:11
2. Matt Farley 11 (Jesuit)	15:14
3. Eric Kropf 11 (Madera)	15:21
4. Jason Persheid 12 (Jesuit)	15:25
5. Nick Niles 12 (Jesuit)	15:27
6. Juan Inal 12 (Overfelt)	15:28
7. Rich Chavez 11 (Madera)	15:29
8. Sean Rios 12 (Madera)	15:34
9. Ned Presnall 11 (Jesuit)	15:42
10. Dave Braden 12 (Amador Valley)	15:46
11. Jaime Cannon 12 (Bellarmine)	15:48
12. Luis Grando (North Salinas)	15:50
13. Dan Bohle 12 (Serra)	15:56
14. Liam Jones 11 (Soquel)	16:07
15. Arnold Song 10 (Bellarmine)	16:12
16. Clarence Perez 12 (Madera)	16:16
17. Tony Solorio 12 (Madera)	16:19
18. Matias Amizola 12 (Madera)	16:21
19. Eddie Evangelista 11 (Madera)	16:23
20. Dave Alexis 11 (Fairfield)	16:26

Boys Teams

1. Leland	39
2. Gunn	84
3. Lick	146
4. Casa Roble	180
5. Silver Creek	181
6. Wood	186
7. Irvington	222
8. St. Ignatius	223
9. Mills	227
10. Yerba Buena	237
11. Fresno	250
12. Palo Alto	259
13. San Lorenzo Valley	331
14. Leigh	335
15. Santa Cruz	349
16. Amador Valley	384
17. Mt. Pleasant	413
18. Newark Memorial	427
19. Monta Vista	444
20. Palma	459
21. Richmond	548

Boys Individuals (162 finishers)

(Note: The timer didn't work, so the coaches provided times.)	
1. Greg Tademey 11 (Silver Creek)	15:57
2. Scott McKevey 12 (Leigh)	no time
3. Jake Garcia 12 (Leland)	16:12
4. Mark Tompkins 11 (Gunn)	16:21
5. Derrick Kuner 12 (Leland)	16:26

PREP NOTES

6. Steve Dunbar 12 (Oak Grove)	16:29
7. Chris Connolly 12 (Leland)	16:31
8. Mondo Avilez 12 (Lick)	no time
9. Rich Erkkila 11 (St Ignatius)	16:33
10. Dente McClendon 12 (Skyline)	no time
11. Jeremy Mattern 11 (Irvington)	no time
12. Jaime Recendez 11 (Lick)	no time
13. Sean Svarc 12 (Armijo)	no time
14. Cliff Roberts 10 (Leland)	16:45
15. Matt Tompkins 11 (Gunn)	16:53
16. Carlos Gomez 11 (Yerba Buena)	no time
17. Jason Lee 12 (Leland)	16:56
18. Corbin Chamberlain 11 (CasaRob)	16:55
19. Manuel Alegria 10 (Gunn)	16:58
20. Bebee Ruffledge 9 (Woodside)	no time
21. Zach Johnson 12 (Casa Roble)	17:05
22. George Mendosa 10 (Aptos)	no time
23. Gil Gomez 12 (Lick)	no time
24. Mike Caine 11 (Irvington)	no time
25. Grant Wayman 11 (Gunn)	17:14

Girls Teams

1. Aptos	19 (98:54)
2. Wood	111
3. Casa Roble	121
4. Presentation	134
5. Palo Alto	140
6. Overfelt	152
7. St. Francis	206
8. Clovis	208
9. Fresno	210
10. Leigh	230
11. Mills	235
12. Castilleja	283
13. Vacaville	295
14. Silver Creek	342

Girls Individuals

1. Sharri Donovan 10 (Madera)	18:34
2. Lis Leigh-Wood 12 (Aptos)	19:09
3. Ann Baldelli 11 (St Ignatius)	19:25
4. Nicole Silva 10 (Aptos)	19:32
5. Jane Edwards 12 (Irvington)	19:33
6. Lisa Crouch 11 (Aptos)	19:44
7. Magan Rianoal 10 (Aptos)	19:51
8. Carrie Burman 11 (Santa Teresa)	19:59
9. Lavie Cook 11 (Gunn)	20:11
10. Rachelle Thomas 11 (Leigh)	20:16
11. Christine Stanvolone 11 (Pres)	20:17
12. Amy Raftery 12 (Leland)	20:19
13. Magi Martinez 11 (Wood)	20:21
14. Becky Hardenburgh 9 (Casa Rob)	20:25
15. Nicole Milue 12 (Amador Valley)	20:28
16. Hillary Ferreira 12 (Aptos)	20:38
17. Leilani Kauhane 10 (Wood)	20:44
18. Janice Kim 11 (Palo Alto)	20:49
19. Nataschi McDowell 10 (CasaRob)	20:51
20. Jenifer Marnach 12 (Bella Vista)	20:52
21. Spring Uno 12 (Fresno)	20:53
22. Shelby McNight 12 (Casa Roble)	20:56
23. Vanessa Fuchs 11 (Leland)	20:56
24. Heba Gabalia 10 (Fresno)	20:57
25. Lizette Jenness 10 (Clovis)	20:59

Mariner Invitational

Garin Park, Hayward, October 17, 1992

Distance: 2.9 miles

Large Schools

Boys Teams

1. De La Salle (Concord)	60
2. Hesperia (Southern Section)	120
3. Montgomery (Santa Rosa)	120
4. Logan (Union City)	125
5. Mt. Carmel (San Diego)	161

Boys Individuals

1. Steve Brown (Piedmont)	15:21
2. John Atwood (Castro Valley)	15:33
3. Mike Prindvile (De La Salle)	15:37
4. John Kelly (De La Salle)	15:44
5. Ty Walker (De La Salle)	15:52
6. Keith Kennedy (San Leandro)	15:55
7. Mike Byroads (Antioch)	16:00
8. Proinsias Fitzpatrick (De La Salle)	16:04
9. David Tomey (Montgomery)	16:06

10. Jeremy Lion (Hesperia)	16:12
----------------------------	-------

Girls Teams

1. Mt. Carmel (San Diego)	45
2. Bishop O'Dowd (Oakland)	59
3. Castro Valley	116
4. Logan (Union City)	126
5. Reed (Sparks, Nevada)	139

Girls Individuals

1. Miesha Marzell (Bishop O'Dowd)	17:39.7
2. Michelle Muehling (Amador Valley)	18:26.9
3. Pamela Richardson (Montgomery)	18:51.7
4. Nicky Saleta (Bishop O'Dowd)	18:59.2
5. Erika Boone (Mt. Carmel)	19:12.7
6. Julie Schuster (Oak Ridge)	19:13.5
7. Melanie Pickett (Mt. Carmel)	19:18.6
8. Jennifer Vergith (Mt. Carmel)	19:28.8
9. Megan Reeder (Santa Rosa)	19:29.4
10. Kim Wilkes (Logan)	19:32.3

Small Schools

Boys Teams

1. Livermore, 2. Lick-Wilmerding (San Francisco)	
3. Bishop O'Dowd (Oakland), 4. Bear River (Grass Valley), 5. Alameda	

Boys Individuals

1. Aaron Bell (Bear River)	15:42.4
2. Aaron Daniel (Livermore)	15:52.7
3. Michel Jones (Livermore)	16:05.3
4. Steve Immel (Livermore)	16:09.7
5. Chris Palmer (Alameda)	16:24
6. Joshua Lewis (Livermore)	16:27
7. Mondo Avilez (Lick-Wilmerding)	16:31
8. Bindu Frank (Bishop O'Dowd)	16:40.1
9. Onofre Navarro (Lick-Wilmerding)	16:42.6
10. Jaime Recendez (Lick-Wilmerding)	16:47.3

Girls Teams

1. Carondelet (Concord)	32
-------------------------	----

2. Moreau (Hayward)	66
3. Bear River (Grass Valley)	74
4. Arroyo (San Lorenzo)	115
5. Washington (Fremont)	149

Girls Individuals

1. Anika Webb (Bear River)	17:46.5
2. Jane Edwards (Irvington)	19:10.0
3. Laura Kuhl (Carondelet)	19:22.5
4. Jennifer Michels (San Joaquin Memorial)	19:38.9
5. Carolyn Colyar (Carondelet)	19:53.3
6. Wendy Tovey (Half Moon Bay)	19:55.0
7. Kate Owen (Carondelet)	19:57.4
8. Jessica McCool (Piedmont)	20:06.0
9. Becky Loggins (Moreau)	20:06.3
10. Courtney Madigan (Bear River)	20:09.3

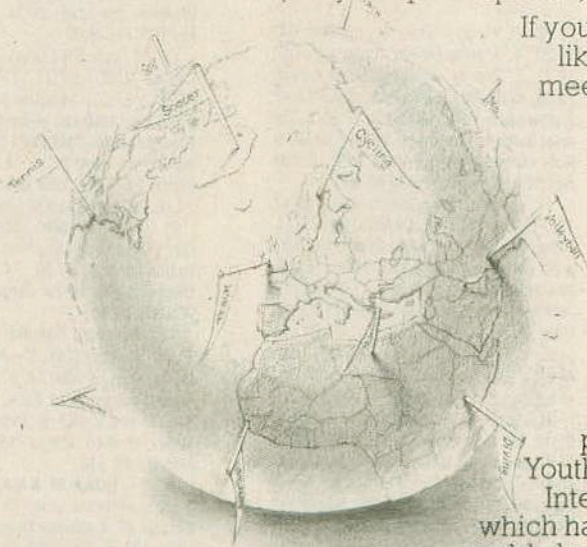
Stay informed...

SUBSCRIBE TO **CALIFORNIA Track News** today.

A subscription request form is located on page 37.

おできになりますか スポーツ?

(Do you speak Sports?)



If you are a teenager who likes sports, travel and meeting people, a Sport For Understanding program may be for you. Each summer hundreds of teenagers of all athletic abilities stay with host families abroad, improving skills in one of 20 sports. Sport For Understanding is a program of nonprofit Youth For Understanding International Exchange, which has been bringing the world closer for over 30 years.



Sport For Understanding International Exchange

3501 Newark Street, N.W. • Washington, D.C. 20016 • 202-966-6800

A public service message of this magazine

RESULTS

Please send track & field / cross country results directly to: CTN, 4957 East Heaton, Fresno, CA 93727 or FAX (209) 255-4904.

Fresno City College Cross Country Invitational

Sept. 12, Woodward Park, Fresno.

Men's Results - 4 Mile

Team Scores: 1. Mt. SAC 45, 2. Taft College 101, 3. Hartnell College 114, 4. West Valley College 148, 5. American River College 156, 6. Citrus College 191, 7. Antelope Valley College 227, 8. Orange Coast College 235, 9. Fresno City College 241, 10. Los Angeles City College 246.

11. Rancho Santiago 246, 12. San Bernardino College 251, 13. Bakersfield College 268, 14. Golden West College 273, 15. College of Sequoias 311, 16. Skyline College 387, 17. San Joaquin Delta College 395, 18. Cerritos College 409, 19. Merced College 420, 20. San Jose City College 430, 21. Los Angeles Valley College 471.

Individuals: (Top 4 times are not correct because the runners cut the course)

1. Robert Maiseed (Porterville) 19:40, 2. Colin Johnston (Taft) 19:48, 3. Salvador Chacon (San Bernardino) 19:49, 4. Nacho Flores (Hartnell) 19:55, 5. Angel Martinez (Mt. SAC) 20:43, 6. Scott Downes (West Vly) 20:44, 7. Darin Rabb (Orange Cst) 20:53, 8. Cruz Gallegos (Taft) 20:53, 9. James O'Connor (Mt. SAC) 20:54, 10. Gary Mitchell (Mt. SAC) 20:57.

11. Roberto Profiro (Mt. SAC) 21:01, 12. Manuel Perales (Antelope Vly) 21:03, 13. Sergio Lopez (LA CC) 21:04, 14. Will Bowler (Hartnell) 21:05, 15. Armando Gonzales (Mt. SAC) 21:11, 16. Donnell Johnson (Taft) 21:17, 17. Dan Chamberlain (West Vly) 21:20, 18. Jose Estrada (Citrus College) 21:21, 19. Jesus Luna (Citrus) 21:25, 20. Glenn Lomerick (Mt. SAC) 21:28.

21. Larry Soliven (Hartnell) 21:29, 22. Dylan Kennedy (Taft) 21:30, 23. Robert Mo (Orange Cst) 21:31, 24. Jim Maynard (Golden West) 21:32, 25. Art Molina (Citrus) 21:33, 26. Bob Rozumowiza (American River) 21:36, 27. Jason Pacheco (West Vly) 21:38, 28. Salvador Zavala (Rancho Santiago) 21:44, 29. Lee Abbott (Mt. SAC) 21:46, 30. Bryan Contreras (Mt. SAC) 21:47.

31. Matt Ridge (American River) 21:49, 32. Mark Seinderson (Antelope Vly) 21:50, 33. Bill Wiswall (Bakersfield) 21:50, 34. Greg Morthole (American River) 21:51, 35. Jason Kroh (Skyline) 21:51, 36. Brandon Rose (American River) 21:53, 37. Mike Ortiz (San Bernardino) 21:55, 38. Angel Castillas (Mt. SAC) 21:56, 39. Johnny Camacho (LA CC) 21:56, 40. Juan Vega (Mt. SAC) 21:57.

Women's Results - 5000m

Team Scores: 1. Mt. SAC 50, 2. Long

Beach City College 65, 3. Antelope Valley College 89, 4. American River College 115, 5. Orange Coast College 132, 6. Golden West College 132, 7. Rancho Santiago 156, 8. Cerritos College 177, 9. Hartnell College 180, 10. Bakersfield College 189.

11. San Bernardino College 268, 12. Fresno City College 293, 13. Merced College 299.
Individuals: 1. Kristin Diggs (American River) 18:44, 2. Monique Smith (Mt. SAC)



KRISTIN DIGGS

Photo by Bill Cockerham

19:12, 3. Maggie Lewy (Long Bch CC) 19:20, 4. Jeanne Delany (Long Bch CC) 19:21, 5. Wendy Griffith (Orange Coast) 19:38, 6. Frankie Rivera (Mt. SAC) 19:42, 7. Josephine Yaba (Mt. SAC) 19:50, 8. Teresa Santana (Antelope Valley) 19:52, 9. Holly Ludwig (Antelope Vly) 20:29, 10. Carrie Hovinecz (Golden West) 20:39.

11. Lara Atchley (Golden West) 20:43, 12. Francine Nunley (DeAnza) 20:50, 13. Christine Villes (Mt. SAC) 21:01, 14. Adrienne Sweetse (Orange Cst) 21:01, 15. Leticia Mora (Rancho Santiago) 21:01, 16. Jennifer Bovee (American River) 21:03, 17. Rene Azevedo (Antelope Vly) 21:04, 18. Jessica Sauer (Citrus) 21:05, 19. Irene Orozco (Hartnell) 21:08, 20. Annette Barnett (Long Bch CC) 21:15.

21. Tanesha Sandez (Long Bch CC) 21:18, 22. Mai Ngo (Cerritos) 21:23, 23. Jeri Higinbotham (LBCC) 21:23, 24. Melissa Haynes (Orange Cst) 21:24, 25. Bonnie Oglesby (Mt. SAC) 21:25, 26. Nancy Lee (Hartnell) 21:30, 27. Robyn Strauss (Rancho Santiago) 21:32, 28. Kristen Whitehea (Antelope Vly) 21:33, 29. Vicky Ortega (Bakersfield) 21:36, 30. Julie Short (Golden West) 21:36.

31. Sonia Perez (Rancho Santiago) 21:37, 32. Karen Harvey (Antelope Vly) 21:37, 33. Shila Boalen (Antelope Vly) 21:39, 34. Carmen Ramirez (Cerritos) 21:42, 35. Corina

Headrick (Mt. SAC) 21:44, 36. Jennifer Murphy (American River) 21:55, 37. Olga Lara (Skyline) 21:58, 38. Leslie Thompson (American River) 22:01, 39. Sandra Vaccaro (LBCC) 22:01, 40. Caprice Buzard (LBCC) 22:02.

Biola Cross Country Invitational

October 3, La Mirada Regional Park.

Men's Results - 5 Miles

Team Scores: (Div. I -- NCAA I, II & Open): 1. Nike West 23, 2. San Diego State 79, 3. Fort Lewis (CO) 109, 4. Univ. of San Diego 115, 5. Southern Utah 119, 6. CSU Long Beach 145, 7. Pepperdine Univ. 159, 8. CSU Northridge, 9. Loyola-Marymount 240, 10. Chapman College 354.

(Div. II -- NCAA III, NAIA): 1. Redlands Univ. 29, 2. Claremont 56, 3. Biola Univ. 85, 4. UCSD 116, 5. Westmont College 163, 6. CalTech 163, 7. Cal Lutheran 201, 8. LIFE Bible College 266.

Individuals: 1. Wes Ashford (Nike West) 25:59, 2. Kevin Berko (Unat) 26:01, 3. George Castro (Nike West) 26:08, 4. D. O'Hara (Nike West) 26:12, 5. Brian Bailey (Fl. Lewis) 26:13, 6. Jesse Taylor (TMC) 26:19, 7. Jim Swinson (SDSU) 26:20, 8. Mark LaPlant (Nike West) 26:25, 9. Phillip Woolston (So. Utah) 26:30, 10. Brian Codsey (CSUN) 26:33.

11. J.T. Vida (Red Univ) 26:52, 12. Dean Cortez (USD) 27:01, 13. Rob Ladner (SDSU) 27:03, 14. Luis Sandoval (COD) 27:06, 15. Kirby Lee (Nike West) 27:10, 16. Brad Aagaard (CMS) 27:11, 17. Travis Anderson (So. Utah) 27:14, 18. Rosendo Sobal (Biola) 27:15, 19. Mike Buchoff (Nike West) 27:16, 20. Toby Wagner (Red Univ) 27:20.

21. Cruz Rodriguez (SDSU) 27:21, 22. Gene Jimenez (Red Univ) 27:26, 23. Ray Butman (CMS) 27:30, 24. Fred Mirzaian (Red Univ) 27:34, 25. Fernando Fernandez (CSUN) 27:40.

Women's Results - 5000m

Team Scores: (Div. I -- NCAA I, II, and Open): 1. Nike West 18, 2. CSU Northridge 56, 3. Southern Utah 75, 4. Fort Lewis (CO) 117, 5. UNLV 127, 6. Pepperdine 162, 7. Univ. of San Diego 184, 8. Loyola-Marymount 218.

(Div. II -- NCAA III, NAIA): 1. UCSD 62, 2. Azusa-Pacific Univ. 73, 3. Claremont-Scripps 78, 4. Whittier College 107, 5. Biola Univ. 123, 6. La Verne Univ. 144, 7. Cal-Tech 166, 8. Redlands Univ. 170, 9. Westmont 201.

Individuals: 1. Elizabeth Onyambu (Biola) 18:26, 2. Liz Zanagosa (Nike West) 18:28, 3. Jenene Sorrells (Nike West) 18:35, 4. Chris Morgan (Nike West) 18:36, 5. Diane

McCarthy (UNLV) 18:44, 6. Michele Bu-chicchio (Nike West) 18:49, 7. Anna Pett (St. Utah) 18:52, 8. Veronica James (Unat) 18:53, 9. Katie Cunningham (Nike West) 18:56, 10. Janice Krich (La Verne) 18:57.

11. Michelle Trimble (Unat) 18:59, 12. Viviana Reza (UCSD) 19:02, 13. Michelle Ishio (CSUN) 19:08, 14. Lori Miller (CSUN) 19:35, 15. Jeanine Chick (CSUN) 19:37, 16. Donna Chadwick (Nike West) 19:39, 17. Lara VenKus (SDSU) 19:49, 18. Rosie Duenas (Nike West) 19:57, 19. Kristen Shaw (St. Utah) 19:59, 20. Vicky Munoz (Red Univ) 20:03.

21. Margret McDowell (SDSU) 20:06, 22. Julie Chick (CSUN) 20:07, 23. Sonya Weir (APU) 20:08, 24. Heidi Heitschmidt (CSUN) 20:11, 25. Stacie Nakai (Fort Lewis) 20:15.

Christ College Irvine "Road Race" 5K Men:

14 & Under: 1. Andy Bosch 23:18, 15-18: 1. Jason Schaefer 15:48, 19-29: 1. Michael Cotter 15:23, 30-39: 1. John Koningh 14:05, 40-49: 1. Curt Cattau 19:54, 50-59: 1. Al Shook 19:57, 60 & Over: 1. Chuck Grantham 22:51.

Women: 14 & Under: 1. Kristina Anderson 23:41, 15-19: 1. Nikee Pool 19:56, 20-29: 1. Kathleen Smith 17:24, 30-39: 1. Thea Gavin 25:42, 50-59: 1. Sharon Sims 24:20.

Stanford Cross Country Invitational

October 3, Stanford.

Men's Results

Team Scores: Invitational: 1. Arizona 35, 2. Cal Poly SLO 94, 3. UCLA 100, 4. Stanford 130, 5. Fresno State 142, 6. California 155, 7. Pt. Loma 171, 8. Nevada 208, 9. Cal Poly Pomona 216, 10. Utah St. 227.

11. UC Irvine 249, 12. Azusa Pacific 278, 13. USC 413.

Individuals: 1. Keino (AZ) 23:24, 2. Stolz (S) 23:31, 3. Herrera (UCLA) 23:54, 4. Rodriguez (AZ) 23:55, 5. Meyer (AZ) 23:57, 6. Galindo (AZ) 23:59, 7. Woods (N) 24:00, 8. Harris (FSU) 24:08, 9. Boulet (C) 24:14, 10. Harris (UCLA) 24:20.

11. Berkeleyland (CPSLO) 24:21, 12. Raza (CPSLO) 24:23, 13. Kater (Pt. Loma) 24:26, 14. D. Niednagel (UCLA) 24:26, 15. Reilly (S) 24:26.

Open Team: 1. UC Santa Barbara 56, 2. UC San Diego 72, 3. UC Davis 73, 4. Fresno Pacific 148, 5. Stanford 164, 6. CS Chico 167, 7. CS Los Angeles 182, 8. Westmont 207, 9. Azusa Pacific 212, 10. CS Stanislaus 231.

Individuals: 1. Tadese (FP) 24:52, 2.

California

Track News

California's Source ...
Track & Field ■ Cross Country

Now in its nineteenth year, **California Track News** is devoted exclusively to California track, field and cross country coverage. **California Track News** is a vital and important source of information -- high school, college, open, masters.

✓ RESULTS ✓ SCHEDULE ✓ PHOTOS
✓ RANKINGS ✓ INTERVIEWS ✓ SPECIAL FEATURES

-----Subscribe Today!-----

YES! I'd like to receive **CALIFORNIA TRACK NEWS** in the mail.
Please start sending **CTN** to me at the address indicated below. My
check/money order (to cover postage and handling) is enclosed.

Name _____

Address _____

City/State/Zip _____

- | | |
|----------------------------------|-------------------|
| <input type="checkbox"/> \$20.00 | 1 year/11 issues |
| <input type="checkbox"/> \$35.00 | 2 years/22 issues |
| <input type="checkbox"/> \$46.00 | 3 years/33 issues |

Send to: **CTN**
4957 E. Heaton Avenue
Fresno, CA 93727

RESULTS

Castner (UCSD) 24:59, 3. Lindholm (FP) 25:02.

Women's Results

Team Scores: Invitational: 1. Arkansas 62, 2. BYU 66, 3. Arizona 113, 4. Stanford 125, 5. UC Irvine 127, 6. UCLA 139, 7. (tie) Cal Poly SLO and UC Davis 192, 9. Nevada 208, 10. Ohio St. 221, 11. Fresno St. 297, 12. USC 418.

Individuals: 1. Todd (BYU) 16:51, 2. Watson (S) 18:59, 3. Bowie (C) 17:02, 4. Buczkowska (BYU) 17:04, 5. Williams (AZ) 17:06, 6. Drossin (AZ) 17:07, 7. Durran (Ark) 17:08, 8. Taylor (Ark) 17:10, 9. Hecox (UCLA) 17:11, 10. Byrne (Ark) 17:19.

11. Harvey (AZ) 17:31, 12. Goodrich (UCI) 17:32, 13. Preato (UCI) 17:33, 14. Whitney (BYU) 17:34, 15. Bartholomew (UCLA) 17:36.

Open Team: 1. CSLA 42, 2. CS Long Beach 93, 3. CS Stanislaus 109, 4. Stanford 124, 5. UC San Diego 146, 6. CS Chico, 7. Occidental 223, 8. St. Mary's 226, 9. Phoenix College 233, 10. Westmont 257.

Individuals: 1. Babe (CSLB) 17:58, 2. Ambriz (Pt. Loma) 18:05, 3. Cossio (CSLA) 18:06.

Mt. SAC Cross Country Invitational

October 16, Walnut.

Men's Results - 4 Mile

Team Sweepstakes (Men & Women Combined):

College	Men	Women	Total
1. Mt. SAC	1:38:42	1:37:18	3:16:00
2. Mesa, AZ	1:47:58	1:37:20	3:25:18
3. El Camino	1:42:59	1:42:28	3:25:27
4. Pima, AZ	1:47:58	1:40:09	3:27:07
5. Riverside City	1:38:42	1:51:56	3:30:38
6. Glendale	1:48:25	1:44:35	3:32:00
7. Allan Hancock	1:48:39	1:43:32	3:32:11
8. S.D. Mesa	1:49:37	1:43:09	3:32:46
9. Ran. Santiago	1:51:08	1:44:05	3:35:13
10. Pasadena	1:53:58	1:54:30	3:49:28
11. Sierra	2:01:08	1:51:47	3:52:55
12. S.D. City	2:11:02	1:49:56	4:00:58

Men's Sweepstakes

1. Riverside	1:38:42
2. Mt. SAC	1:42:46
3. El Camino	1:42:59
4. Taft	1:45:00
5. West Valley	1:47:16
6. Mesa, AZ	1:47:58
6. Pima, AZ	1:47:58
8. Glendale	1:48:25
9. Hancock	1:48:39
10. Mt. SAC	1:48:43
11. Glendale, AZ	1:49:31
12. S.D. Mesa	1:49:37
13. Rancho Santiago	1:51:08
14. Irvine Valley	1:52:58
15. Riverside	1:53:20
16. Pasadena	1:53:58
17. Sierra	2:01:08
18. S.D. City	2:11:02

Men's Invitational Results

Team Scores: 1. Riverside 21, 2. Mt. SAC 67, 3. El Camino 72, 4. Taft 106, 5. West Valley 149, 6. Pima, AZ 151, 7. Glendale 162, 8. S. D. Mesa 181, 9. Pasadena 241.

Individuals: 1. Alamayehu Jimma (Riverside) 19:32, 2. Muchipawa Mazano (Riverside) 19:32, 3. Passmore Furysa (Riverside) 19:33, 4. Chebi Abdelkader (Riverside)

19:39, 5. Israel Pose (El Camino) 19:55, 6. Steve Gonzales (El Camino) 19:55, 7. Angel Martinez (Mt. SAC) 20:07, 8. Colin Johnston (Taft) 20:07, 9. Mike Honyakewa (Pima) 20:17, 10. Scott Downers (West Vly) 20:23.

11. James Penedergraf (Riverside) 20:26, 12. James O'Conner (Mt. SAC) 20:28, 13. Roberto Porfirio (Mt. SAC) 20:29, 14. Joe Reinisch (El Camino) 20:36, 15. Cruz Gallegos (Taft) 20:40.

Large and Small Combination Results

Team Scores: 1. Mesa, AZ 59, 2. Allan Hancock 71, 3. Glendale, AZ 104, 4. Rancho Santiago 125, 5. COS 161, 6. Irvine Valley 168, 7. Santa Monica 171, 8. Saddleback 212, 9. Sierra 289, 10. S.D. City 368.

Individuals: 1. Martin Araujo (Glendale) 20:42, 2. Francis Walsh (Mesa, AZ) 21:03, 3. Raul Gonzales (Hancock) 21:04, 4. Fidel Zavala (Rancho Santiago) 21:06, 5. Lester Madison (Mesa, AZ) 21:12, 6. Luis Cazorla (Hancock) 21:16, 7. J. Samaniego (COS) 21:17, 8. Sal Zavala (Rancho Santiago) 21:21, 9. Shawn Kerr (Glendale, AZ) 21:22, 10. Matt Ridge (American River) 21:28.

11. R. Courtimanchi (Phoenix, AZ) 21:30, 12. Steve Riggs (Mesa, AZ) 21:49, 13. C. McGlacton (Hancock) 21:38, 14. Rick Anderson (Saddleback) 21:45, 15. Leonard Montoya (Mesa, AZ) 21:49.

Large College Results

Team Scores: 1. Mesa, AZ 35, 2. Rancho Santiago 66, 3. Santa Monica 97, 4. Saddleback 114

Small College Results

Team Scores: 1. Allan Hancock 31, 2. Glendale, AZ 49, 3. Irvine Valley 75, 4. COS 76, 5. Sierra 144, 6. S. D. City 196.

Novice Results

Team Scores: 1. Mt. SAC 18, 2. Riverside City 64.

Individuals: 1. Brian Contreras (Mt. SAC) 21:21, 2. Juan Vega (Mt. SAC) 21:34, 3. Juan Taffola (Mt. SAC) 21:39, 4. Jeff Gifford (Riverside City) 21:53, 5. Britten Loven (Mt. SAC) 22:01, 6. Frank Nudge (Riverside City) 22:02, 7. Angel Casillas (Mt. SAC) 22:06, 8. Ryan Writh (SD Mesa) 22:11, 9. Kris Hansen (Mt. SAC) 22:21, 10. Shin Nishihari (El Camino) 22:23.

11. Angelo Salisbury (Mt. SAC) 22:27, 12. P. Gallegos (Mt. SAC) 22:42, 13. Brian Ward (Riverside City) 22:44, 14. Steve Henson (American River) 22:46, 15. Riglo Arroyo (Glendale) 22:58.

Women's Results

Sweepstakes Teams: 1. Mt. SAC 1:37:18, 2. Mesa, AZ 1:37:20, 3. Pima, AZ 1:40:09, 4. American River 1:41:36, 5. Long Beach 1:41:44, 6. El Camino 1:42:28, 7. S. D. Mesa 1:43:09, 8. Allan Hancock 1:43:32, 9. Rancho Santiago 1:44:05, 10. Glendale 1:44:35.

11. De Anza 1:47:35, 12. S. D. City 1:49:56, 13. Sierra 1:51:47, 14. Riverside 1:51:56, 15. Pasadena City 1:54:30, 16. Southwestern 2:00:39, 17. Scottsdale, AZ 2:13:51.

Large College Results

Team Scores: 1. Mt. SAC 55, 2. Mesa,

AZ 66, 3. Pima, AZ 102, 4. American River 136, 4. El Camino 136, 6. Long Beach 138, 7. Rancho Santiago 175, 8. S.D. Mesa 190, 9. Glendale 228, 10. De Anza 274, 11. Riverside City 342, 12. Pasadena City 382.

Individuals: 1. Kristy Diggs (American River) 18:28, 2. Monique Smith (Mt. SAC) 18:40, 3. Zetta Daniel (Mesa, AZ) 18:44, 4. Dorothy Kingsolver (Pima) 18:51, 5. Josephine Yaba (Mt. SAC) 18:51, 6. Taylor Perin (Mesa, AZ) 18:52, 7. Brenda Enderle (Mesa, AZ) 18:54, 8. Marcia Larson (SD Mesa) 18:55, 9. Dolores Rivas (Glendale) 18:58, 10. Jenny Chaffee (SD Mesa) 19:29.

11. Maggie Lewy (Long Beach) 19:32, 12. Becky Olivares (Pima) 19:36, 13. Jeannie Delany (Long Bch) 19:42, 14. Keri Joyner (West Vly) 19:43, 15. Frankie Rivera (Mt. SAC) 19:50.

Small College Results

Team Scores: 1. Allan Hancock 32, 2. S.D. City 57, 3. Sierra 68, 4. Southwestern 111, 5. Scottsdale, AZ 150.

Individuals: 1. Sharon Browne (Hancock) 19:26, 2. Veronica Pineda (Hancock) 19:39, 3. Elizabeth George (Hancock) 20:05, 4. Annette Isaksson (SD City) 20:22, 5. Kirsten McGorman (Taft) 20:29, 6. Stacy James (Taft) 21:00, 7. Jennifer Jensen (Hancock) 21:23, 8. Imelda Lopez (Southwestern) 21:42, 9. Emily Schmauch (Sierra) 21:58, 10. Gail Aucker (SD City) 22:01.

11. Christine Burch (SD City) 22:03, 12. Caroline Erwin (Sierra) 22:05, 13. Angie Marino (Sierra) 22:14, 14. Jen Verhalen (Sierra) 22:32, 15. Pat Phillips (SD City) 22:32.

Golden Mustang/San Luis Obispo H.S. Cross Country Invitational

October 17, Cal Poly San Luis Obispo.

Men's Results

Invitational: Team Scores: 1. Kansas State 36, 2. UCLA 69, 3. Fresno State 100, 4. Cal Berkeley 116, 5. CS Fullerton 151, 6. UC Irvine "A" 171, 7. Cal Poly SLO 184, 8. UC Santa Barbara 194, 9. UC Davis 219, 10. UC San Diego 259, 11. CS Los Angeles 264.

Individuals: 1. Francis O'Neal (Kansas St) 24:34, 2. Jamey Harris (FSU) 24:44, 3. Steve Frisone (CS Full) 24:45, 4. Richie Boulet (Cal) 24:46, 5. Ryan Clive-Smith (Kansas) 24:47, 6. Yared Berhane (Kansas) 24:49, 7. Dan Berkland (CPSLO) 24:55, 8. Bryon Devore (UCLA) 25:06, 9. Mike Tansley (CS Full) 25:09, 10. Mike Becker (Kansas) 25:09.

11. Dan Zoldak (FSU) 25:10, 12. Matt Haugen (UCSB) 25:12, 13. Karl Polivka (UCLA) 25:15, 14. Chris Unthank (Kansas) 25:15, 15. Eliazar Herrera (UCLA) 25:16, 16. Robert Mata (UCLA) 25:17, 17. Troy Rowtham (UCLA) 25:18, 18. Ahnik Jones (CPSLO) 25:18, 19. Mike Nielsen (UC Irvine A) 25:20, 20. Testaye Beyene (Cal) 25:21.

21. Anthony Williams (Kansas) 25:23, 22.

Ben Turman (Cal) 25:28, 23. Billy Wuggazer (Kansas) 25:32, 24. Mario Morales (CPSLO "B") 25:34, 25. Curtis Alexander (FSU) 25:35, 26. Richard Mick (Kansas) 25:39, 27. Jim Robbins (UCLA) 25:42, 28. Kevin Baxter (FSU) 25:45, 29. Adam Shanks (UC Irvine A) 25:47, 30. Daniel Niednagel (UCLA) 25:48.

31. Mark Douglas (Cal) 25:50, 32. J. J. Castner (UC San Diego) 25:50, 33. James Moore (CSLA) 25:50, 34. Larry Trovinger (UC Davis) 25:51, 35. Jose Padilla (CSLA) 25:51, 36. Brian Johnson (CS Full) 25:54, 37. Clark Acuna (UCSB) 25:57, 38. Phil Rocheleau (UC Davis) 25:58, 39. Ron Ames (FSU) 25:59, 40. Damion Lewin (UCSB) 26:00.

Open: Team Scores: 1. Reebok Aggies "A" 22, 2. Nike Track West 53, 3. Reebok Aggies "C" 88, 4. Reebok Aggies "B" 124, 5. Cal Poly Pomona 150, 6. San Diego State 153, 7. UC Riverside 160, 8. UC Santa Barbara "A" 178, 9. San Luis Dist. Club 247, 10. UC San Diego 249.

11. Spartn Track A 296, 12. Loyola-Marymount Univ. 301.

Individuals: 1. Chris Schille (Reebok Aggies 24:11, 2. Jim Sorensen (Unat) 24:16, 3. Brent Griffiths (Reebok Aggies) 24:33, 4. Danny Martinez (Nike TW) 24:35, 5. Kevin Osterberg (Reebok Aggies) 24:41, 6. Ar



FRANCIS O'NEAL

Photo by Elaine Rosenfield

mando Signeros (Reebok Aggies) 24:47, 7. Ernie Freer (FS TC) 24:48, 8. Mike Spencer (Reebok Aggies) 24:51, 9. John Spilman (Nike TW) 24:53, 10. Ryan Winn (Reebok Aggies) 24:59.

11. Rob Anex (Reebok Aggies) 25:00, 12. Damian Capozzoa (Unat) 25:00, 13. Mark LaPlant (Nike TW) 25:04, 14. David Goodrich (Reebok Aggies) 25:14, 15. Mike Parrott (Reebok Aggies) 25:19, 16. Steve Lopez (Unat) 25:21, 17. Jorge Castro (Nike TW) 25:23, 18. Mark Conover (Reebok Aggies) 25:24, 19. Linh Le (UC Riverside) 25:25, 20. Charles Alexander (Reebok Aggies) 25:33.

21. Kenny Brown (Sonoma St) 25:36, 22. Jim Swinson (San Diego State) 25:39, 23. Victor Santamaria (Reebok Aggies) 25:43, 24. Rob Ladner (San Diego State) 25:51, 25. Joe Rubio (Reebok Aggies) 25:53, 26. Brad Jensen (Nike TW) 25:55, 27. Ron Richardson (Reebok Aggies) 25:59, 28.

RESULTS

Cary Gregorio (Unat) 26:05, 29. Rod Heskett (FSU TC) 26:07, 30. Milce Allard (UC Riverside) 26:10.

31. Peter Stuartvant (UC Riverside) 26:15, 32. Jason Plumarina (UCSB) 26:16, 33. Eric Forsyth (CPP) 26:21, 34. Tom Graber (CPP) 26:27, 35. Jan Blair (Unat) 26:31, 36. Steve Boaz (Reebok Aggies) 26:32, 37. Pete Sweeney (Reebok Aggies) 26:34, 38. Michael Leach (CPSLO B) 26:36, 39. Chris Phipps (UC Davis) 26:36, 40. Paul Lee (San Luis Dist.) 26:39.

Women's Results

Invitational: Team Scores: 1. Brigham Young 77, 2. Kansas State 90, 3. Cal Poly SLO 97, 4. UCLA "A" 101, 5. Cal State Fullerton 118, 6. UC Irvine "A" 132, 7. UC Davis 168, 8. UC Santa Barbara 182, 9. Cal Berkeley 212, 10. Fresno State 249, 11. UC San Diego 271, 12. UN Las Vegas 344.

Individuals: 1. Tonya Todd (BYU) 17:02, 2. Dorota Buczkowska (BYU) 17:19, 3. Heather Killeen (CS Fullerton) 17:23, 4. Kristin Peters (CS Full) 17:24, 5. Janet Bowie (Cal) 17:34, 6. Karen Hecox (UCLA "A") 17:37, 7. Jennifer Lacoyara (CPSLO) 17:44, 8. Beth Bartholomew (UCLA A) 17:45, 9. Martha Pinto (Kansas) 17:48, 10. Janet Roller (UC Davis) 17:49.

11. Heather Witney (BYU) 17:50, 12. Melissa Pardini (UC Riverside) 17:54, 13. Dina Farage (FSU) 17:58, 14. Traci Goodrich (UC Irvine A) 18:01, 15. Jennifer Hillier (Kansas) 18:03, 16. Jeanene Rugan (Kansas) 18:05, 17. Beckie Levy (UCSB) 18:07, 18. Jade Preato (UC Irvine A) 18:09, 19. Vicki Peterson (CPSLO) 18:10, 20. Kara Bradbury (UCSB) 18:11.

21. Martha Luna (UC Irvine A) 18:12, 22. Angela Orefice (CPSLO) 18:13, 23. Paulette Staats (Kansas) 18:18, 24. Margi Weber (BYU) 18:18, 25. Jen Ashe (UCLA A) 18:20, 26. Nika Horn (CPSLO) 18:21, 27. Kelly Flathers (CPSLO) 18:23, 28. Patti Smith (UC Davis) 18:25, 29. Grechen Schiebel (CPSLO) 18:26, 30. Ruth Viramontes (CS Full) 18:27.

31. Carrie Warden (Kansas) 18:28, 32. Kira Jorgensen (UCLA A) 18:28, 33. Amy Davidson (UCLA A) 18:29, 34. Tenaya Soderman (Cal) 18:29, 35. Dianne McCarthy (UNLV) 18:31, 36. Suzy Jones (UC Davis) 18:32, 37. Lucinda Reyes (CS Full) 18:32, 38. Rayna Cervantes (UC Irvine A) 18:34, 39. Gloria Barron (UCLA A) 18:35, 40. Viviana Reza (UC San Diego) 18:40.

Open: Team Scores: 1. Impala RT 31, 2. Reebok Aggies "A" 36, 3. Nike Track West 56, 4. Reebok Aggies "B" 125, 5. Cal Poly SLO 146, 6. UCLA "B" 161, 7. San Diego State 205, 8. San Luis Dist. Club 221, 9. UC San Diego 244.

Individuals: 1. Kristina Hand (Ree Ag A) 17:22, 2. Carol Keller (Impala RT) 17:25, 3. Buffy Rabbitt (Unat) 17:29, 4. Rae Stiger (Reebok Aggies A) 17:31, 5. Chris Boyd (Impala RT) 17:44, 6. Aeron Arlin (Reebok Aggies A) 17:54, 7. Jenean Sorrells (Nike TW) 18:00, 8. Jeanne Sapienza (Impala RT) 18:00, 9. Robyn Berry (Unat) 18:03, 10.

Jenny Cubillas (Impala RT) 18:08.

11. Shannon Sweeney (Reebok Aggies A) 18:15, 12. Trish Stone (Impala RT) 18:22, 13. Michelle Buchicchio (Nike TW) 18:26, 14. Katie Cunningham (Nike TW) 18:29, 15. Liz Zaragoza (Nike TW) 18:32, 16. Chris Morgan (Nike TW) 18:36, 17. Valerie Jensen-Randhaw (Unat) 18:39, 18. Sarah Krakoff (Unat) 18:41, 19. Margaret Lange (Reebok Aggies B) 18:46, 20. Chagghn Foss (CPSLO) 18:48.

21. Donna Chadwick (Nike TW) 18:53, 22. Tracy Leichter (Reebok Aggies A) 18:56, 23. Nonne Garcia (Reebok Aggies A) 19:00, 24. Lara Venkus (San Diego St) 19:01, 25. Barb Hood (Reebok Aggies B) 19:04, 26. Ann Giorgi (Impala RT) 19:05, 27. Mary Crane (UCSB) 19:06, 28. Susan Carey (Reebok Aggies B) 19:06, 29. Melonie Hyatt (Reebok Aggies A) 19:12, 30. Rosie Duenas (Nike TW) 19:12.

31. Jennifer Johnson (UC Davis) 19:18, 32. Julie Rohloff (Reebok Aggies B) 19:22, 33. Mary Cooper (SL DC) 19:26, 34. Mai-read Looney (Unat) 19:36, 35. Erin Blunt (UCLA B) 19:36, 36. Kathy McGary (CPSLO) 19:40, 37. Stacey Mosely (Unat) 19:41, 38. Sara Brandman (CPSLO) 19:42, 39. Brooke Bartholomew (UCLA B) 19:42, 40. Emily Nicklin (UCLA B) 19:47.

GSAC Cross Country Meet

October 17. Pt. Loma Nazarene.

Men's Results

Team Scores: 1. Pt. Loma 26, 2. Azusa Pacific 53, 3. Westmont 78, 4. Fresno Pacific 82, 5. Southern California College 177, 6. Christ College, Irvine N.S.

Individuals: 1. Keter (PLNC) 26:05, 2. Robinson (WC) 26:16, 3. Lardner (PLNC) 26:22, 4. Wallbank (PLNC) 26:24, 5. Lindholm (FPC) 26:28, 6. Bergman (APU) 26:33, 7. Jansson (PLNC) 26:36, 8. Burns (APU) 26:40, 9. Tadese (FPC) 27:04, 10. Fischer (APU) 27:13.

11. Bourland (PLNC) 27:23, 12. Sanchez (FPC) 27:26, 13. Rehnstron (APU) 27:32, 14. Nealon (WC) 27:33, 15. Engel (PLNC) 27:44.

Women's Results

Team Scores: 1. Westmont College 43, 2. Azusa Pacific Univ. 62, 3. Pt. Loma Nazarene 63, 4. Fresno Pacific College 102, 5. Southern California College 112, 6. Christ College Irvine 138.

Individuals: 1. Ambriz (PLNC) 19:25, 2. Rojas-Weller (FPC) 19:33, 3. Allen (WC) 20:00, 4. Hilsabeck (WC) 20:03, 5. Bazzoli (WC) 20:06, 6. Weir (APU) 20:18, 7. Pool (SCC) 20:22, 8. Fricke (CCI) 20:32, 9. Sauer (PLNC) 20:36, 10. Salisbury (SCC) 21:11.

11. Devries (APU) 21:14, 12. Heise (APU) 21:17, 13. Grant (WC) 21:23, 14. Cuevas (PLNC) 21:28, 15. Knowles (FPC) 21:31.

SCIAC Multi Dual Cross Country Meet

October 17. Whittier College.

Men's Results

1. Jose Garcia (Occ) 25:54, 2. Konstantine Kindreich (Occ) 26:14, 3. Will Allan (Occ) 26:46, 4. Brad Aagaard (Claremont-Mudd) 26:48, 5. J. T. Vida (Redlands) 26:54, 6. Avo Artinian (Pomona-Pitzer) 27:06, 7. Gene Jimenez (Redlands) 27:13, 8. Toby Wagner (Redlands) 27:18, 9. Gilbert Salazar (Whittier) 27:26, 10. Walter Voegtl (Claremont-Mudd) 27:30.

11. Matt Newman (Claremont-Mudd) 27:30, 12. Fred Mirazian (Redlands) 27:35, 13. Shaan Blanchard (Whittier) 27:37, 14. Terence Flynn (Occ) 27:40, 15. John Garrett (Redlands) 27:59.

Women's Results

1. Rebecca Kopchik (Occ) 19:26, 2. Arcelia Gomez (Occ) 19:26, 3. Kelly Dearborn (Occ) 19:53, 4. Alexis Kays (Occ) 20:09, 5. Tara Barnhart (Whittier) 20:13, 6. Julia Burco (Pomona-Pitzer) 20:22, 7. Angella Lovell (Whittier) 20:27, 8. Sonya Patton (Pomona-Pitzer) 20:30, 9. Vicki Munoz (Redlands) 20:32, 10. Elizabeth Moore (Whittier) 20:35, 11. Gretchen Brugman (Claremont-Mudd) 20:37, 12. Leticia Zavala (Whittier) 20:38, 13. Anne Rogers (Occ) 20:47, 14. Katie Burco (Pomona-Pitzer) 20:53, 15. Heather Scott (Pomona-Pitzer) 20:56.

Bronco Cross Country Invitational

October 24.

Men's Results

Team Scores: 1. Nike Track West 50, 2. Point Loma Nazarene 68, 3. San Diego State Univ. 132, 4. Westmont College 153, 5. Unattached athletes 154, 6. CS Los Angeles 171, 7. CS Fullerton B 201, 8. Long Beach State Univ. 214, 9. CS Northridge 234, 10. Cal Poly Pomona 242.

11. Univ. of Alaska, Anchorage 242, 12. Biola 245, 13. Fresno Pacific College 325, 14. Pepperdine Univ. 355, 15. Redlands Univ. 406, 16. Southern California College 447, 17. Sacramento State 561.

Individuals: 1. Robert Keter (Pt. Loma) 24:06, 2. Sasha Vujic (CS Northridge) 24:10, 3. Extra (Nike TW) 24:17, 4. Jesus Gutierrez (Nike Track West) 24:35, 5. Angel Roman (Unat) 24:40, 6. Extra (CS Fullerton B) 24:52, 7. Eben Robinson (Westmont) 24:53, 8. Mark Laplant (Nike TW) 24:58, 9. Bryan Wallbank (Pt. Loma) 25:02, 10. Jim Swinson (San Diego St. Univ) 25:08, 11. Scott Lardner (Pt. Loma) 25:13, 12. Jesse Taylor (Masters College) 25:15, 13. Jason Lindholm (FPC) 25:17, 14. Cary Giegoio (Unat) 25:22, 15. Rob Ladner (SD State) 25:23.

Women's Results

Team Scores: 1. Nike Track West 28, 2. Air Force Academy 66, 3. UCLA 83, 4. CS Northridge, 5. Westmont College 165, 6. Simpson College 224, 7. Pt. Loma Nazarene 233, 8. Azusa Pacific Univ. 242, 9. Pepperdine Univ. 244, 10. San Diego State Univ. 284.

11. Biola 312, 12. Sacramento State 322, 13. So. Calif. College 325, 14. Laverne Univ.

408, 15. Mt. St. Mary's 432.

Individuals: 1. Rosie Duenas (Nike TW) 17:05, 2. Elizabeth Onyambu (Biola) 17:37, 3. Jenean Sorrells (Nike TW) 17:49, 4. Liz Zaragoza (Nike TW) 17:50, 5. Katie Cunningham (Nike TW) 18:07, 6. Jeanene Harlick (UCLA) 18:08, 7. Kira Jorgensen (UCLA) 18:11, 8. Jennifer Romacker (AF Academy) 18:12, 9. Guadalupe Ambriz (Pt. Loma) 18:21, 10. Whittingham (AF Academy) 18:21.

11. Michelle Ishid (CS Northridge) 18:26, 12. Alva Dance (CS Northridge) 18:31, 13. Renae Bartolone (AF Academy) 18:32, 14. Lara Venkus (SD State) 18:35, 15. Donna Chadwick (Nike TW) 18:37.

Orange Empire Conference Cross Country Meet

No Date. Irvine Regional Park.

Men's Results

Team Scores: 1. Riverside 18, 2. Fullerton 77, 3. Orange Coast 94, 4. Golden West 117, 5. Rancho Santiago 118.

Individuals: 1. Roba (R) 19:54, 2. Mazano (R) 19:55, 3. Furusa (R) 20:31, 4. Rabb (OC) 20:45, 5. Mavhera (R) 20:58, 6. Zavala (RS) 21:12, 7. Pendergraph (R) 21:21, 8. Nichols (F) 21:32, 9. Ho (OC) 21:35, 10. Rublacava (Irvine Vly) 21:37.

Women's Results

Team Scores: 1. Irvine Valley 24, 2. Orange Coast 98, 3. Golden West 108, 4. Rancho Santiago 108, (Golden West third based on faster fifth runner), 5. Saddleback 132.

Individuals: 1. Hildebrand (S) 19:32, 2. Hunsaker (IV) 19:37, 3. Skele (IV) 20:01, 4. Proia (IV) 20:15, 5. Deming (IV) 20:19, 6. Atchley (GW) 20:19, 7. Jasson (OC) 20:27, 8. Gomez (S) 20:32, 9. Mora (RS) 20:34, 10. Chavez (IV) 20:46.

Western State Conference Cross Country Meet

No Date. Cuesta College.

Men's Results

Team Scores: 1. Ventura 33, 2. Glendale 44, 3. Moorpark 100, 4. Bakersfield 105, 5. Santa Monica 128, 6. Canyons 183, 7. Santa Barbara 194, 8. Cuesta 206, 9. Valley 221.

Individuals: 1. Barajas (V) 21:40, 2. Morales (V) 21:54, 3. Becerril (G) 21:59, 4. Wignot (SB) 22:04, 5. Fickerson (V) 22:15.

Women's Results

Team Scores: 1. Glendale 68, 2. (tie) Cuesta and Santa Monica 71, 4. Ventura 73, 5. Bakersfield 128, 6. Santa Barbara 146, 7. Moorpark 175, 8. Canyons 188.

Individuals: 1. Hall (SB) 19:51, 2. Hamilton (C) 20:14, 3. Rivas (G) 20:14, 4. Martinez (V) 21:18, 5. Saucedo (V) 21:40, 6. Digsby (C) 21:46.



We've waited long enough.
Track meets are more important
than baseball games.

We want a blimp.